

**ASSESSED VALUATION
OF
OKLAHOMA COUNTY
FOR YEAR 2009**



ASSESSED VALUATION OF OKLAHOMA COUNTY FOR YEAR 2009

SCHOOL DISTRICTS	PERSONAL	PUBLIC SERVICE	REAL ESTATE	TOTAL VALUE	HOMESTEAD EXEMPTION	*VETERAN EXEMPTION	NET VALUE
PUTNAM CITY #1 LESS TIF	134,848,006	32,545,672	755,576,441	922,970,119	23,079,621	3,817,631	896,072,867
LUTHER #3	1,850,395	51,490,668	15,230,123	68,571,186	781,862	179,083	67,610,241
LUTHER #3 - I89	70,320	2,768,777	6,981,767	9,820,864	149,000	40,072	9,631,792
SUBTOTAL LUTHER #3	1,920,715	54,259,445	22,211,890	78,392,050	930,862	219,155	77,242,033
CHOCTAW #4	5,422,704	8,702,189	157,674,181	171,799,074	6,622,279	3,125,526	162,051,269
DEER CREEK #6	4,609,944	8,007,249	172,739,781	185,356,974	2,623,000	578,258	182,155,716
HARRAH #7	1,953,113	20,683,071	39,245,988	61,882,172	1,898,048	626,053	59,358,071
JONES #9	6,819,728	2,235,429	26,275,933	35,331,090	1,266,047	304,083	33,760,960
EDMOND #12	109,286,587	25,627,417	1,153,058,896	1,287,972,900	22,771,000	4,639,168	1,260,562,732
EDMOND #12 - I89	742,831	1,759,122	34,588,192	37,090,145	508,611	107,605	36,473,929
SUBTOTAL EDMOND #12	110,029,418	27,386,539	1,187,647,088	1,325,063,045	23,279,611	4,746,773	1,297,036,661
OAKDALE #29	9,905,112	1,275,112	53,792,075	64,972,299	532,000	29,484	64,410,815
MILLWOOD #37	11,981,988	1,663,850	23,332,644	36,978,482	917,775	257,800	35,802,907
WESTERN HEIGHTS #41	115,632,393	19,049,759	110,592,746	245,274,898	2,067,228	200,004	243,007,666
MID-DEL #52 LESS TIF	78,934,923	21,378,218	356,100,674	456,413,815	14,869,414	5,569,403	435,974,998
CROOKED OAK #53	21,078,631	6,128,416	15,899,153	43,106,200	329,044	11,199	42,765,957
CRUTCHO #74	3,562,185	2,826,297	5,765,865	12,154,347	189,662	42,418	11,922,267
BETHANY #88	893,509	934,201	11,503,290	13,331,000	461,000	39,288	12,830,712
OKLAHOMA CITY #89 LESS TIF	306,898,267	223,151,061	1,343,586,266	1,873,635,594	45,331,627	5,759,000	1,822,544,967
McLOUD #1	120,608	996,367	5,607,989	6,724,964	299,521	32,696	6,392,747
MOORE #2	9,172,651	3,628,562	63,443,170	76,244,383	2,162,000	740,537	73,341,846
PIEDMONT #22	226,489	1,176,026	25,267,293	26,669,808	681,000	308,087	25,680,721
MUSTANG #69	196,396	377,169	8,460,540	9,034,105	314,000	21,963	8,698,142
TOTAL SCHOOL DISTRICTS	824,206,780	436,404,632	4,384,723,007	5,645,334,419	127,853,739	26,429,358	5,491,051,322
SCHOOL INCREMENT							
OKC #89 TIF 1 INCREMENT	13,850,678	0	7,790,094	21,640,772	0	0	21,640,772
OKC #89 TIF 2 INCREMENT	15,914,085	0	44,543,059	60,457,144	32,269	0	60,424,875
OKC #89 TIF 4 INCREMENT	(139,159)	0	307,366	168,207	(605)	0	168,812
OKC #89 LAS ROSAS TIF 6 INCREMENT	0	0	145,067	145,067	3,000	0	142,067
OKC #89 OU HEALTH TIF 7 INCREMENT	31,593	0	(163,897)	(132,304)	45,691	723	(178,718)
OKC #89 DEVON TIF 8 INCREMENT	0	0	0	0	0	0	0
OKC #89 VILLAGE TIF 1 INCREMENT	67,783	0	(161,298)	(93,515)	0	0	(93,515)
PUTNAM CITY #1 TIF 4 INCREMENT	5,518,275	0	84,251	5,602,526	(2,000)	0	5,604,526
MID-DEL #52 TIF 1 INCREMENT	9,788,288	0	623,366	10,411,654	0	0	10,411,654
TOTAL TIF INCREMENTS	45,031,543	0	53,168,008	98,199,551	78,355	723	98,120,473
TOTAL ASSESSED VALUE	869,238,323	436,404,632	4,437,891,015	5,743,533,970	127,932,094	26,430,081	5,589,171,795

SPECIAL DISTRICTS	PERSONAL	PUBLIC SERVICE	REAL ESTATE	TOTAL VALUE	HOMESTEAD EXEMPTION	*VETERAN EXEMPTION	NET VALUE
GORDON COOPER TECH CTR #5	120,608	996,367	5,607,989	6,724,964	299,521	32,696	6,392,747
CANADIAN VALLEY TECH CTR #6	1,316,394	2,487,396	45,231,123	49,034,913	1,456,000	369,338	47,209,575
MOORE NORMAN TECH CTR #17	2,037,375	1,183,393	21,733,455	24,954,223	703,000	425,341	23,825,882
FRANCIS TUTTLE TECH CTR #21 LESS TIF	284,808,559	72,912,896	2,172,775,945	2,530,497,400	50,586,007	9,473,199	2,470,438,194
METRO TECH CTR #22 LESS TIF	223,739,502	151,052,314	1,032,888,043	1,407,679,859	29,985,870	4,067,633	1,373,626,356
EASTERN OK CO TECH CTR #23	15,715,461	84,644,993	195,703,131	296,063,585	8,842,554	3,110,732	284,110,299
ROSE STATE COLLEGE LESS TIF	85,792,029	27,258,413	444,580,882	557,631,324	18,712,633	7,258,898	531,659,793
OKLA. CITY COMM COLLEGE LESS TIF	200,075,042	94,055,117	411,436,905	705,567,064	16,680,434	1,645,244	687,241,386
NO SPECIAL DISTRICT	10,601,810	1,813,743	54,765,534	67,181,087	587,720	46,277	66,547,090
TOTAL SPECIAL DISTRICTS	824,206,780	436,404,632	4,384,723,007	5,645,334,419	127,853,739	26,429,358	5,491,051,322
SPECIAL DISTRICT INCREMENT							
METRO TECH #22 TIF 1 INCREMENT	13,850,678	0	7,790,094	21,640,772	0	0	21,640,772
METRO TECH #22 TIF 2 INCREMENT	15,914,085	0	44,543,059	60,457,144	32,269	0	60,424,875
METRO TECH #22 TIF 4 INCREMENT	0	0	10,164	10,164	(605)	0	10,769
METRO TECH #22 TIF 7 INCREMENT	31,593	0	(163,897)	(132,304)	45,691	723	(178,718)
METRO TECH #22 DEVON TIF 8 INCREMENT	0	0	0	0	0	0	0
METRO TECH #22 VILLAGE TIF 1 INCREMENT	67,783	0	(161,298)	(93,515)	0	0	(93,515)
FRANCIS TUTTLE #21 TIF 4 INCREMENT	5,518,275	0	84,251	5,602,526	(2,000)	0	5,604,526
OKC COMM COLLEGE TIF 4 INCREMENT	(139,159)	0	297,202	158,043	0	0	158,043
OKC COMM COLLEGE LAS ROSASA TIF 6 INCREMENT	0	0	145,067	145,067	3,000	0	142,067
ROSE STATE TIF 1 INCREMENT	9,788,288	0	623,366	10,411,654	0	0	10,411,654
TOTAL TIF INCREMENTS	45,031,543	0	53,168,008	98,199,551	78,355	723	98,120,473
TOTAL ASSESSED VALUE	869,238,323	436,404,632	4,437,891,015	5,743,627,485	127,932,094	26,430,081	5,589,265,310

ASSESSED VALUATION OF OKLAHOMA COUNTY FOR YEAR 2009


CITIES	PERSONAL	PUBLIC SERVICE	REAL ESTATE	TOTAL VALUE	HOMESTEAD EXEMPTION	*VETERAN EXEMPTION	NET VALUE
BETHANY	4,829,434	3,923,663	80,384,985	89,138,082	3,946,825	470,584	84,720,673
CHOCTAW	2,767,028	3,802,469	61,587,048	68,156,545	2,654,249	932,761	64,569,535
DEL CITY	11,756,229	4,219,959	80,404,767	96,380,955	4,723,569	1,038,383	90,619,003
EDMOND	52,202,867	14,557,925	713,465,594	780,226,386	15,456,421	2,556,149	762,213,816
FOREST PARK	528,359	255,361	8,491,667	9,275,387	343,000	221,269	8,711,118
HARRAH	1,029,253	1,733,040	23,524,780	26,287,073	1,077,874	386,116	24,823,083
JONES	2,721,235	617,038	9,232,487	12,570,760	515,470	139,319	11,915,971
LAKE ALUMA	97	769	2,268,984	2,269,850	26,000	0	2,243,850
LUTHER	1,081,761	48,883,199	4,077,480	54,042,440	227,673	31,877	53,782,890
MIDWEST CITY LESS TIF	29,359,839	12,004,561	244,609,641	285,974,041	10,456,630	4,047,799	271,469,612
NICHOLS HILLS	1,693,498	1,194,004	102,481,956	105,369,458	1,103,000	245,594	104,020,864
NICOMA PARK	964,286	1,161,060	8,538,144	10,663,490	528,276	155,381	9,979,833
OKLAHOMA CITY LESS TIF	684,776,864	306,862,268	2,794,904,570	3,786,543,702	77,318,457	14,235,401	3,694,989,844
SMITH VILLAGE	2,242	118,066	228,091	348,399	17,000	17,317	314,082
SPENCER	788,486	776,896	12,133,396	13,698,778	912,824	225,568	12,560,386
THE VILLAGE LESS TIF	5,233,373	1,197,078	56,820,870	63,251,321	2,353,000	266,625	60,631,696
VALLEY BROOK	152,152	80,727	1,300,017	1,532,896	111,342	3,218	1,418,336
WARR ACRES	9,955,691	1,832,434	49,162,967	60,951,092	2,041,000	292,583	58,617,509
WOODLAWN PARK	1,170,014	80,419	1,314,371	2,564,804	56,000	12,147	2,496,657
TOTAL CITIES	811,012,708	403,300,936	4,254,931,815	5,469,245,459	123,868,610	25,278,091	5,320,098,758
TOTAL TOWNSHIPS	13,194,072	33,103,696	129,791,192	176,088,960	3,985,129	1,151,267	170,952,564
TOTAL COUNTY COUNTY INCREMENT	824,206,780	436,404,632	4,384,723,007	5,645,334,419	127,853,739	26,429,358	5,491,051,322
<i>COUNTY OKC TIF 1 INCREMENT</i>	13,850,678	0	7,790,094	21,640,772	0	0	21,640,772
<i>COUNTY OKC TIF 2 INCREMENT</i>	15,914,085	0	44,543,059	60,457,144	32,269	0	60,424,875
<i>COUNTY OKC TIF 4 INCREMENT</i>	5,379,116	0	391,617	5,770,733	(2,605)	0	5,773,338
<i>COUNTY OKC TIF 6 INCREMENT</i>	0	0	145,067	145,067	3,000	0	142,067
<i>COUNTY OKC TIF 7 INCREMENT</i>	31,593	0	(163,897)	(132,304)	45,691	723	(178,718)
<i>COUNTY OKC TIF 8 INCREMENT</i>	0	0	0	0	0	0	0
<i>COUNTY VILLAGE TIF 1 INCREMENT</i>	67,783	0	(161,298)	(93,515)	0	0	(93,515)
<i>COUNTY MWC TIF 1 INCREMENT</i>	9,788,288	0	623,366	10,411,654	0	0	10,411,654
TOTAL TIF INCREMENTS	45,031,543	0	53,168,008	98,199,551	78,355	723	98,120,473
TOTAL ASSESSED VALUE	869,238,323	436,404,632	4,437,891,015	5,743,533,970	127,932,094	26,430,081	5,589,171,795

*Exemption on Homesteaded property for veterans classified as 100% disabled by the U.S. Department of Veterans Affairs or for their surviving spouse.

ASSESSED VALUATION OF OKLAHOMA COUNTY FOR YEAR 2009


OKLAHOMA CITY, OKLAHOMA
OKLAHOMA COUNTY
STATE OF OKLAHOMA

Total Valuation of Oklahoma County, CERTIFIED THIS 28th DAY OF July, 2009.




LEONARD SULLIVAN, COUNTY ASSESSOR
OKLAHOMA COUNTY, OKLAHOMA

SUBSCRIBED AND SWORN TO BEFORE ME THIS 28 DAY OF July, 2009



CAROLYNN CAUDILL, COUNTY CLERK
OKLAHOMA COUNTY, OKLAHOMA



LEONARD SULLIVAN
OKLAHOMA COUNTY ASSESSOR

320 ROBERT S. KERR, #313 • OKLAHOMA CITY, OKLAHOMA 73102
 (405) 713-1200 FAX (405) 713-1853 www.oklahomacounty.org/assessor

July 28, 2009

The HonorableCarolynn Caudill
 Oklahoma County Clerk
 County Office Building
 320 Robert S. Kerr Avenue
 Oklahoma City, OK 73102

This is to inform you on the 2009 Assessment Rolls the Hickory Hills Fire Protection District #1 and the Deer Creek Fire Protection District #2 contain the following:

Hickory Hills Fire District #1	<u>ASSESSED VALUATION</u>	<u>ASSESSED VALUATION</u>
REAL ESTATE	7,291,949	37,411,718
PERSONAL	172,923	2,510,395
PUBLIC SERVICE	<u>196,904</u>	<u>2,985,002</u>
TOTAL ASSESSED	7,661,776	42,907,115

I hope you find this information is satisfactory for your requirements.

Respectfully,

LEONARD SULLIVAN
 COUNTY ASSESSOR

MISSION STATEMENT

We dedicate ourselves to provide the citizens of Oklahoma County fair, equitable assessments. We will not compromise our integrity for personal gain or accommodation, but will faithfully apply policies and practices with honesty, reliability and respect. We are committed to a quality of service beyond the norm and to diligently safeguard the public trust.

ANNUAL ABSTRACT OF VALUATION AND ASSESSMENT FOR OKLAHOMA COUNTY, 2009

PERSONAL PROPERTY

	Count	FAIR CASH VALUATION	Fractional Assessment % Applied	GROSS ASSESSED VALUATION
1. Manufacturing and Processing (Other than Oil and Gas)		\$468,024,370	0.137500 %	\$64,353,355
2. Refineries, Gasoline Plants, Gathering, and Compression		\$17,424,107		\$2,395,815
3. Other Oil, Gas, and Mining Property		\$339,347,668		\$46,660,303
4. Business Inventories (Gross)		\$3,024,423,248		\$418,314,619
5. Business Furniture, Fixtures, and Equipment		\$2,968,874,010		\$408,220,826
6. Mfg. Homes on Land Owned by Others (# 5,366)		\$49,569,787		\$6,813,225
7. Imps on Leased Land and Leasehold Improvements		\$320,741,483		\$44,101,970
8. Livestock and Animals		0		0
9. Farm Tractors and Equipment		\$16,258,106		\$2,235,549
10. Household Equipment and Other Personal Property		\$0		\$0
11. Total Personal Property Valuation		\$7,204,662,779		\$993,095,662
12. Less Freeport Exemption (# 236)		\$982,453,738		\$137,543,523
13. Net Personal Valuation		\$6,222,209,041		\$855,552,139
14. Valuation Penalty				+
15. Less Veteran Exemption (# 382)				\$13,894,242
16. Less Head-of-Household Exemption (# 815)				-
17. Less Manufactured Homes on Leased Land Additional Exemption (# 58)				\$94,337
18. Net Assessed Locally, Valued Personal Property Subject to Tax				-
				\$66,012
				-
				\$47,709
				-
				\$869,238,323

REAL PROPERTY

Manufactured Homes
Disabled Veterans Exemptions

TAXABLE FAIR CASH VALUATION	NUMBER	GROSS ASSESSED VALUATION
\$39,185,927	3,503	\$4,310,452
\$240,290,867	2,039	\$26,430,081


	Taxable Fair Cash Valuation		Fractional Assessment % Applied	Gross Assessed Valuation	
	Real Estate	Improvements		Real Estate	Improvements
19. Residential Urban	\$5,468,110,254	\$22,033,513,449	0.110000	\$601,383,327	\$2,423,574,338
20. Residential Rural	\$224,281,739	\$755,336,201		\$24,667,442	\$83,084,022
21. Commercial/Industrial Urban	\$2,587,566,606	\$9,018,360,835		\$284,624,381	\$992,012,229
22. Commercial/Industrial Rural	\$13,750,378	\$41,632,130		\$1,512,440	\$4,579,434
23. Agricultural Urban	\$8,780,406	\$50,366,496		\$965,429	\$5,540,119
24. Agricultural Rural	\$33,534,586	\$111,459,034		\$3,687,831	\$12,260,023
25. SubTotal Real Estate and Improvements (Lines 19 through 24)		\$40,346,692,114			\$4,437,891,015
26. Less Homestead Exemptions (# 120,273)				-	\$120,133,769
27. Less Additional Homestead Exemptions (# 8,622)				-	\$7,798,325
28. Less Disabled Veterans Exemption (# 2,039)				-	\$26,430,081
29. Net Assessed Locally Valued Real Property Subject To Tax					\$4,283,528,840
30. TOTAL NET ASSESSED LOCALLY VALUED PROPERTY SUBJECT TO TAX (Line 18 + Line 29 = Line 30)					\$5,152,767,163

ABSTRACT PERSONAL PROPERTY DEFINITIONS

1. **Manufacturing and Processing:** Personal property used in traditional manufacturing industries. Oil and Gas production, petroleum processing or mining assets should not be included.
2. **Refineries, Gasoline Plants, Gathering and Compression:** Hydrocarbon industry related property used specifically in the gathering and/or compression of product, refining or the development of a finished product for consumption by an end user. Oil and Gas production, petroleum processing or mining assets should not be included.
3. **Other Oil, Gas and Mining Property:** All other hydrocarbon industry related personal property not included in lines 1 or 2. Includes tank farms and other such storage facilities and related equipment. Also includes any personal property used in mining of other minerals. Traditional manufacturing and processing personal property should not be included.
4. **Business Inventories (gross):** Would be inclusive of Freeport inventory, defined as that property carried as product for the consumer and inclusive of any percentage completed of work in progress.
5. **Business Furniture, Fixtures and Equipment:** Property used by the business in everyday operations. Should include all other operational property not reported on line items 1 through 4.
6. **Manufactured Homes on Land owned by others.**
7. **Improvements on Leased Land and Leasehold Improvements:** Capital improvements on property owned by others.
8. **Livestock and Animals:** All types.
9. **Farm Tractors and Equipment:** All types of farm tractors and related equipment.
10. **Household Equipment and Other Personal Property:** All household personal property, zero if abolished (Article 10, Section 8a. Oklahoma Constitution).

NOTICE: ANY INQUIRIES REGARDING THIS FORM SHOULD BE MADE TO THE OKLAHOMA TAX COMMISSION.

I do hereby certify that this abstract is a true and correct statement of all property valued and assessed for taxation as fixed by the County Board of Equalization and shown by the records in my office this 5th day of June, 20 09.



Leonard S. Sullivan County Assessor

Oklahoma County, Oklahoma

I do hereby certify that this abstract is a true and correct statement of all property valued and assessed for taxation as fixed by the State Board of Equalization and subscribe my name and affix the seal of my office this 16 day of June, 20 09.

(Seal)

Alvin B. Bly State Auditor and Inspector



STATE BOARD OF EQUALIZATION
 2300 NORTH LINCOLN BLVD.
 ROOM 100, STATE CAPITOL
 OKLAHOMA CITY, OK 73105-4801

RETURN SERVICE REQUESTED

STATE OF OKLAHOMA
 OFFICIAL MAIL
 PRIVATE USE ILLEGAL
 HR 1724 (1976)
See Oklahoma First

PRE-SORTED
 FIRST CLASS



Postnet

016H26513534

\$00.357

06/17/2009

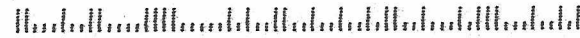
Mailed From 73111

US POSTAGE

06-18-2009 OKLA CITY OK 73102

Leonard Sullivan Attn: Mike Morrison
 Oklahoma County Assessor
 320 Robt. S. Kerr Ave. #313
 OKC, OK 73102

E-ONR31 73102



ANNUAL REPORT OF HOMESTEAD EXEMPTION

As fixed by the County Board of Equalization

State of Oklahoma, Oklahoma County

I, the undersigned County Assessor, do hereby certify that the following is a true and correct report of all the Homesteads exempt from taxation in the county of Oklahoma, for the year 2009. As fixed by the County Board of Equalization and shown by the records in my office.

Classification of Homesteads	Number of Homesteads	Number of Acres or Lots Allowed Exemption	Assessed Valuation of Homesteads before Exemption	Amount of Exemptions Allowed	Assessed Valuation of Homesteads Less Exemptions Allowed
Rural (Base)	3,778 ⁽¹⁾	31,248 acres		\$ 3,775,026 ⁽²⁾	
Rural (Additional)	161 ⁽³⁾	1,881 lots	\$ 67,352,600	\$ 153,103 ⁽⁴⁾	\$ 63,424,471
Urban (Base)	116,495 ⁽⁵⁾	28,785 acres		\$ 116,358,743 ⁽⁶⁾	
Urban (Additional)	8,461 ⁽⁷⁾	109,156 lots	\$ 1,723,399,625	\$ 7,645,222 ⁽⁸⁾	\$ 1,599,395,660
Total (Base)	120,273	60,033 acres			
Total (Additional)	8,622	111,037 lots	\$ 1,790,752,225	\$ 127,932,094	\$ 1,662,820,131

The number and total assessed valuation of regular and additional homestead exemptions allowed in each school district in the county is as follows:

Rural					Urban				
School District	Number of Base Homestead	Amount of Base Homestead	Number of Additional Homestead	Amount of Additional Homestead	School District	Number of Base Homestead	Amount of Base Homestead	Number of Additional Homestead	Amount of Additional Homestead
Putnam City #1	5	5,000	0	0	Putnam City #1	22,011	22,011,000	1,062	1,061,621
Luther #3	381	379,308	22	20,881	Luther #3	354	352,687	32	28,986
Luther #3 - 189	125	125,000	8	8,000	Luther #3 - 189	15	15,000	1	1,000
Choctaw #4	718	718,000	30	28,555	Choctaw #4	5,604	5,603,026	277	272,698
Deer Creek #6	857	857,000	6	6,000	Deer Creek #6	1,747	1,747,000	13	13,000
Harrah #7	944	943,131	49	47,163	Harrah #7	865	864,511	45	43,243
Jones #9	190	190,000	8	8,000	Jones #9	989	988,083	81	79,964
Edmond #12	220	220,000	2	2,000	Edmond #12	22,096	22,096,000	453	453,000
Edmond #12 - 189	120	119,587	13	11,603	Edmond #12 - 189	371	370,533	8	6,888
Oakdale #29	3	3,000	1	1,000	Oakdale #29	528	528,000	0	0
Millwood #37	1	1,000	0	0	Millwood #37	831	831,000	87	85,775
Western Heights #41	5	5,000	0	0	Western Heights #41	1,905	1,904,377	159	157,851
Mid-Del #52	48	48,000	3	3,000	Mid-Del #52	13,735	13,733,827	1,095	1,084,587
Crooked Oak #53	0	0	0	0	Crooked Oak #53	294	290,179	69	38,865
Crutcho #74	50	50,000	6	5,720	Crutcho #74	126	123,942	11	10,000
Bethany #88	0	0	0	0	Bethany #88	415	415,000	46	46,000
Oklahoma City #89	77	77,000	9	8,162	Oklahoma City #89	41,323	41,198,578	4,887	4,128,242
McLoud J.D. #1	34	34,000	4	3,019	McLoud J.D. #1	246	246,000	18	16,502
Moore J.D. #2	0	0	0	0	Moore J.D. #2	2,057	2,057,000	105	105,000
Piedmont J.D. #22	0	0	0	0	Piedmont J.D. #22	675	675,000	6	6,000
Mustang J.D. #69	0	0	0	0	Mustang J.D. #69	308	308,000	6	6,000
Totals	3,778	\$ 3,775,026	161	\$ 153,103	Totals	116,495	\$ 116,358,743	8,461	\$ 7,645,222

(1) (2) (3) (4) (5) (6) (7) (8)

In testimony whereof, I hereby subscribe my name this 5th Day of June, 2009.
 County Assessor *Leonard E. Sullivan* Date June 5, 2009 County Oklahoma



2009 RealWare Homestead By School

School	TXD	Personal	Public Service	Real Estate	Total Valuation	Homestead	Count	Add'l Hmstd	Count	Total Homestead	DAV Count	DAV Market	Net Valuation
Putnam City #1													
/ Francis Tuttle Tech Ctr #21	101	209,535	316,484	550,452	1,076,471	5,000	5	0	0	5,000	0	0	1,071,471
Oklahoma City / Francis Tuttle Tech Ctr #21	501	119,343,916	27,326,873	634,199,329	780,870,118	16,857,000	16,857	627,796	628	17,484,796	211	30,435,523	760,303,717
Oklahoma City / Francis Tuttle Tech Ctr #21	501TF4D	5,751,200	0	1,551,878	7,303,078	4,000	4	1,000	1	5,000	0	0	7,298,078
Bethany / Francis Tuttle Tech Ctr #21	581	3,935,925	2,989,462	68,881,695	75,807,082	3,215,000	3,215	270,825	271	3,485,825	42	4,641,318	71,889,961
Warr Acres / Francis Tuttle Tech Ctr #21	601	9,955,691	1,832,434	49,162,967	60,951,092	1,882,000	1,882	159,000	159	2,041,000	22	3,028,258	58,617,509
Woodlawn Park / Francis Tuttle Tech Ctr #21	701	1,170,014	80,419	1,314,371	2,564,804	53,000	53	3,000	3	56,000	1	139,467	2,496,657
Vo Tech Total		140,366,281	32,545,672	755,660,692	928,572,645	22,016,000	22,016	1,061,621	1,062	23,077,621	276	38,244,566	901,677,393
Luther #3													
/ Eastern Ok Co Tech Ctr #23	103	601,190	2,184,035	6,369,603	9,154,828	256,677	258	14,881	16	271,558	4	629,719	8,828,807
/ Eastern Ok Co Tech Ctr #23	103FD1	76,487	77,065	1,842,592	1,996,144	122,631	123	6,000	6	128,631	1	172,547	1,850,944
Oklahoma City / Eastern Ok Co Tech Ctr #23	203	94,097	362,041	3,070,167	3,526,305	145,000	145	8,000	8	153,000	5	933,341	3,297,131
Luther / Eastern Ok Co Tech Ctr #23	503	1,078,233	48,867,088	3,760,967	53,706,288	202,687	204	20,986	24	223,673	4	308,543	53,450,738
Edmond / Eastern Ok Co Tech Ctr #23	603	388	439	186,794	187,621	5,000	5	0	0	5,000	0	0	182,621
Vo Tech Total		1,850,395	51,490,668	15,230,123	68,571,186	731,995	735	49,867	54	781,862	14	2,044,150	67,610,241
Luther #3 - I89													
/ Eastern Ok Co Tech Ctr #23	003	49,388	1,002,383	6,323,719	7,375,490	125,000	125	8,000	8	133,000	3	692,553	7,202,418
Edmond / Eastern Ok Co Tech Ctr #23	403	17,404	1,750,283	341,535	2,109,222	11,000	11	1,000	1	12,000	0	0	2,097,222
Luther / Eastern Ok Co Tech Ctr #23	703	3,528	16,111	316,513	336,152	4,000	4	0	0	4,000	0	0	332,152
Vo Tech Total		70,320	2,768,777	6,981,767	9,820,864	140,000	140	9,000	9	149,000	3	692,553	9,631,792
Choctaw #4													
/ Eastern Ok Co Tech Ctr #23	104	729,382	1,589,715	15,892,673	18,211,770	718,000	718	28,555	30	746,555	25	3,914,349	17,076,611
Oklahoma City / Eastern Ok Co Tech Ctr #23	204	647,324	1,009,805	18,361,316	20,018,445	666,000	666	21,558	22	687,558	15	3,342,757	18,988,189
Choctaw / Eastern Ok Co Tech Ctr #23	504	2,742,334	3,563,625	60,009,821	66,315,780	2,415,906	2,416	121,343	123	2,537,249	55	8,913,120	62,897,451
Midwest City / Rose State College	604	400,799	1,235,141	49,704,861	51,340,801	1,801,000	1,801	73,682	74	1,874,682	67	11,112,766	48,302,034
Harrah / Eastern Ok Co Tech Ctr #23	704	59,824	356,981	5,877,415	6,294,220	294,120	295	15,000	16	309,120	15	2,022,399	5,785,753
Nicoma Park / Eastern Ok Co Tech Ctr #23	904	843,041	946,922	7,828,095	9,618,058	426,000	426	41,115	42	467,115	13	1,711,820	9,001,231
Vo Tech Total		5,422,704	8,702,189	157,674,181	171,799,074	6,321,026	6,322	301,253	307	6,622,279	190	31,017,211	162,051,269
Deer Creek #6													
/ Francis Tuttle Tech Ctr #21	106	479,559	630,136	17,321,092	18,430,787	334,000	334	2,000	2	336,000	1	202,848	18,072,475
/ Francis Tuttle Tech Ctr #21	106FD2	2,492,155	2,490,625	31,954,867	36,937,647	523,000	523	4,000	4	527,000	3	1,067,075	36,296,388
Oklahoma City / Francis Tuttle Tech Ctr #21	206	1,618,991	4,694,728	112,259,691	118,573,410	1,530,000	1,530	13,000	13	1,543,000	17	3,661,820	116,629,631

<i>School</i>	<i>TXD</i>	<i>Personal</i>	<i>Public Service</i>	<i>Real Estate</i>	<i>Total Valuation</i>	<i>Homestead</i>	<i>Count</i>	<i>Add'l Hmstd</i>	<i>Count</i>	<i>Total Homestead</i>	<i>DAV Count</i>	<i>DAV Market</i>	<i>Net Valuation</i>
Edmond / Francis Tuttle Tech Ctr #21	606	19,239	191,760	11,204,131	11,415,130	217,000	217	0	0	217,000	2	407,164	11,157,222
Vo Tech Total		4,609,944	8,007,249	172,739,781	185,356,974	2,604,000	2,604	19,000	19	2,623,000	23	5,338,907	182,155,716
Harrah #7													
/ Eastern Ok Co Tech Ctr #23	107	868,338	18,895,338	14,248,639	34,012,315	686,148	687	36,163	38	722,311	26	3,503,058	32,959,843
/ Eastern Ok Co Tech Ctr #23	107FD1	82,365	69,193	4,381,768	4,533,326	256,983	257	11,000	11	267,983	4	350,850	4,231,225
Oklahoma City / Eastern Ok Co Tech Ctr #23	207	32,981	342,481	2,968,216	3,343,678	137,000	137	2,000	2	139,000	5	739,060	3,129,673
Harrah / Eastern Ok Co Tech Ctr #23	507	969,429	1,376,059	17,647,365	19,992,853	727,511	728	41,243	43	768,754	17	1,961,862	19,037,330
Vo Tech Total		1,953,113	20,683,071	39,245,988	61,882,172	1,807,642	1,809	90,406	94	1,898,048	52	6,554,830	59,358,071
Jones #9													
/ Eastern Ok Co Tech Ctr #23	109	3,681,972	620,891	3,704,227	8,007,090	130,000	130	5,000	5	135,000	1	161,370	7,854,341
/ Eastern Ok Co Tech Ctr #23	109FD1	14,071	50,646	1,067,589	1,132,306	60,000	60	3,000	3	63,000	2	256,581	1,049,668
Oklahoma City / Eastern Ok Co Tech Ctr #23	209	382,218	829,361	9,608,053	10,819,632	413,570	414	15,007	16	428,577	6	821,394	10,324,433
Choctaw / Eastern Ok Co Tech Ctr #23	309	18,266	96,674	1,447,016	1,561,956	93,000	93	12,000	12	105,000	4	551,300	1,405,275
Jones / Eastern Ok Co Tech Ctr #23	509	2,721,235	617,038	9,232,487	12,570,760	462,513	463	52,957	53	515,470	11	1,533,213	11,915,971
Edmond / Eastern Ok Co Tech Ctr #23	609	1,966	20,819	1,216,561	1,239,346	19,000	19	0	0	19,000	1	120,881	1,211,272
Vo Tech Total		6,819,728	2,235,429	26,275,933	35,331,090	1,178,083	1,179	87,964	89	1,266,047	25	3,444,739	33,760,960
Edmond #12													
/ Francis Tuttle Tech Ctr #21	012	974,010	1,167,502	6,812,199	8,953,711	164,000	164	2,000	2	166,000	2	428,732	8,746,629
/ Francis Tuttle Tech Ctr #21	012FD2	15,185	250,985	3,102,509	3,368,679	56,000	56	0	0	56,000	1	243,125	3,285,936
Oklahoma City / Francis Tuttle Tech Ctr #21	212	56,635,481	12,294,125	468,184,332	537,113,938	7,564,000	7,564	111,000	111	7,675,000	97	20,202,702	527,322,320
Edmond / Francis Tuttle Tech Ctr #21	512	51,661,911	11,914,805	674,959,856	738,536,572	14,532,000	14,532	342,000	342	14,874,000	119	23,476,725	721,207,847
Vo Tech Total		109,286,587	25,627,417	1,153,058,896	1,287,972,900	22,316,000	22,316	455,000	455	22,771,000	219	44,351,284	1,260,562,732
Edmond #12 - I89													
/ Francis Tuttle Tech Ctr #21	112	226,164	1,079,303	7,310,245	8,615,712	119,587	120	11,603	13	131,190	2	268,770	8,464,540
Edmond / Francis Tuttle Tech Ctr #21	612	501,959	679,819	25,556,717	26,738,495	323,533	324	5,888	7	329,421	2	626,161	26,357,632
Oklahoma City / Francis Tuttle Tech Ctr #21	712	14,708	0	1,721,230	1,735,938	47,000	47	1,000	1	48,000	1	376,201	1,651,757
Vo Tech Total		742,831	1,759,122	34,588,192	37,090,145	490,120	491	18,491	21	508,611	5	1,271,132	36,473,929
Oakdale #29													
/ No Spec Dist	029	4,211	0	225,499	229,710	3,000	3	1,000	1	4,000	0	0	225,710
Oklahoma City / No Spec Dist	229	9,900,901	1,275,112	53,566,576	64,742,589	528,000	528	0	0	528,000	2	328,738	64,185,105
Vo Tech Total		9,905,112	1,275,112	53,792,075	64,972,299	531,000	531	1,000	1	532,000	2	328,738	64,410,815
Millwood #37													
/ Francis Tuttle Tech Ctr #21	037	6,948	42,109	73,454	122,511	1,000	1	0	0	1,000	0	0	121,511
Oklahoma City / Francis Tuttle Tech Ctr #21	237	11,615,737	1,595,054	20,065,793	33,276,584	777,000	777	85,775	87	862,775	23	3,215,797	32,156,009
Lake Aluma / Francis Tuttle Tech Ctr #21	637	97	769	2,268,984	2,269,850	26,000	26	0	0	26,000	0	0	2,243,850
Forest Park / Francis Tuttle Tech Ctr #21	837	359,206	25,918	924,413	1,309,537	28,000	28	0	0	28,000	0	0	1,281,537

School	TXD	Personal	Public Service	Real Estate	Total Valuation	Homestead	Count	Add'l Hmstd	Count	Total Homestead	DAV Count	DAV Market	Net Valuation
Vo Tech Total		11,981,988	1,663,850	23,332,644	36,978,482	832,000	832	85,775	87	917,775	23	3,215,797	35,802,907
Western Heights #41													
Francis Tuttle Tech Ctr #21	041	0	0	2,006	2,006	0	0	0	0	0	0	0	2,006
Okc Community College	141	0	0	267,636	267,636	5,000	5	0	0	5,000	0	0	262,636
Oklahoma City / Okc Community College	341	92,293,190	15,740,173	76,845,119	184,878,482	1,264,377	1,265	111,851	113	1,376,228	16	1,416,179	183,374,987
Oklahoma City / Francis Tuttle Tech Ctr #21	541	23,339,203	3,309,586	33,477,985	60,126,774	640,000	640	46,000	46	686,000	8	873,826	59,368,037
Vo Tech Total		115,632,393	19,049,759	110,592,746	245,274,898	1,909,377	1,910	157,851	159	2,067,228	24	2,290,005	243,007,666
Mid-Del #52													
Rose State College	052	241,034	403,220	1,145,489	1,789,743	48,000	48	3,000	3	51,000	1	47,329	1,733,538
Oklahoma City / Rose State College	252	44,263,532	10,283,164	110,625,640	165,172,336	3,013,827	3,015	135,607	145	3,149,434	132	19,538,362	160,093,977
Midwest City / Rose State College	552	25,705,322	6,884,404	160,650,251	193,239,977	6,358,000	6,358	491,411	492	6,849,411	211	24,473,151	183,965,631
Midwest City / Rose State College	552TF1D	9,897,504	0	1,014,263	10,911,767	0	0	0	0	0	0	0	10,911,767
Del City / Rose State College	652	8,444,424	3,459,921	75,493,052	87,397,397	4,048,000	4,048	439,569	440	4,487,569	113	10,005,833	81,938,076
Smith Village / Rose State College	653	2,242	118,066	228,091	348,399	14,000	14	3,000	3	17,000	2	157,443	314,082
Forest Park / Rose State College	852	169,153	229,443	7,567,254	7,965,850	300,000	300	15,000	15	315,000	12	2,207,565	7,429,581
Vo Tech Total		88,723,211	21,378,218	356,724,040	466,825,469	13,781,827	13,783	1,087,587	1,098	14,869,414	471	56,429,683	446,386,652
Crooked Oak #53													
Metro Tech Ctr #22	053	0	0	0	0	0	0	0	0	0	0	0	0
Oklahoma City / Metro Tech Ctr #22	253	15,231,356	2,164,824	11,450,478	28,846,658	100,222	104	11,161	26	111,383	1	20,235	28,734,666
Oklahoma City / Okc Community College	353	5,847,275	3,963,592	4,448,675	14,259,542	189,957	190	27,704	43	217,661	3	153,418	14,031,291
Vo Tech Total		21,078,631	6,128,416	15,899,153	43,106,200	290,179	294	38,865	69	329,044	4	173,653	42,765,957
Crutcho #74													
No Spec Dist	074	364,335	432,861	820,647	1,617,843	50,000	50	5,720	6	55,720	1	152,669	1,545,330
Oklahoma City / No Spec Dist	274	332,363	105,770	152,812	590,945	0	0	0	0	0	0	0	590,945
Midwest City / Rose State College	674	856,357	1,805,418	4,626,564	7,288,339	123,942	126	10,000	11	133,942	4	288,320	7,128,772
Del City / Rose State College	774	2,009,130	482,248	165,842	2,657,220	0	0	0	0	0	0	0	2,657,220
Vo Tech Total		3,562,185	2,826,297	5,765,865	12,154,347	173,942	176	15,720	17	189,662	5	440,989	11,922,267
Bethany #88													
Bethany / Canadian Valley Tech Ctr. #6	588	893,509	934,201	11,503,290	13,331,000	415,000	415	46,000	46	461,000	5	482,655	12,830,712
Vo Tech Total		893,509	934,201	11,503,290	13,331,000	415,000	415	46,000	46	461,000	5	482,655	12,830,712
Oklahoma City #89													
Metro Tech Ctr #22	089	211,635	1,313,988	1,892,626	3,418,249	77,000	77	8,162	9	85,162	1	38,713	3,329,570
Okc Community College	189	1,834,998	83,580	1,555,471	3,474,049	0	0	0	0	0	0	0	3,474,049
Oklahoma City / Metro Tech Ctr #22	200	170,918,738	144,049,216	796,217,845	1,111,185,799	23,378,947	23,470	1,922,370	2,382	25,301,317	319	37,412,603	1,082,564,431
Oklahoma City / Metro Tech Ctr #22	200TF1D	19,583,540	0	13,132,535	32,716,075	1,000	1	0	0	1,000	0	0	32,715,075
Oklahoma City / Metro Tech Ctr #22	200TF2D	8,968,634	0	23,118,366	32,087,000	13,000	13	0	0	13,000	0	0	32,074,000

School	TXD	Personal	Public Service	Real Estate	Total Valuation	Homestead	Count	Add'l Hmstd	Count	Total Homestead	DAV Count	DAV Market	Net Valuation
Oklahoma City / Metro Tech Ctr #22	200TF2I	30,747,332	0	66,466,807	97,214,139	58,000	58	5,000	5	63,000	0	0	97,151,139
Oklahoma City / Metro Tech Ctr #22	200TF4D	0	0	20,609	20,609	687	1	0	1	687	0	0	19,922
Oklahoma City / Metro Tech Ctr #22	200TF7D	31,593	0	491,715	523,308	43,580	45	2,111	9	45,691	1	16,269	476,894
Oklahoma City / Metro Tech Ctr #22	200TF8D	0	0	0	0	0	0	0	0	0	0	0	0
Oklahoma City / Okc Community College	300	92,519,925	71,741,876	284,802,570	449,064,371	11,791,160	11,820	1,716,043	1,980	13,507,203	168	12,795,222	434,368,195
Oklahoma City / Okc Community College	300TF4D	153,067	0	743,097	896,164	3,000	3	1,000	1	4,000	0	0	892,164
Oklahoma City / Okc Community College	300TF6D	0	0	206,874	206,874	3,000	3	0	0	3,000	0	0	203,874
Choctaw / Metro Tech Ctr #22	489	6,428	142,170	130,211	278,809	11,000	11	1,000	1	12,000	0	0	266,809
Nichols Hills / Metro Tech Ctr #22	500	1,693,498	1,194,004	102,481,956	105,369,458	1,086,000	1,086	17,000	17	1,103,000	7	2,768,781	104,020,864
Midwest City / Rose State College	589	2,288,145	2,079,598	29,237,068	33,604,811	1,415,062	1,416	183,533	191	1,598,595	59	4,917,908	31,573,062
The Village / Metro Tech Ctr #22	627	5,199,347	1,197,078	55,821,448	62,217,873	2,208,000	2,208	145,000	145	2,353,000	25	2,825,035	59,598,248
The Village / Metro Tech Ctr #22	627TF1D	101,809	0	838,124	939,933	0	0	0	0	0	0	0	939,933
Valley Brook / Okc Community College	700	152,152	80,727	1,300,017	1,532,896	97,952	98	13,390	19	111,342	1	42,686	1,418,336
Nicoma Park / Metro Tech Ctr #22	889	121,245	214,138	710,049	1,045,432	58,000	58	3,161	4	61,161	1	84,659	978,602
Del City / Rose State College	901	1,302,675	277,790	4,745,873	6,326,338	211,000	211	25,000	25	236,000	10	780,305	6,023,707
Spencer / Metro Tech Ctr #22	989	788,486	776,896	12,133,396	13,698,778	819,190	821	93,634	107	912,824	30	2,510,354	12,560,386
Vo Tech Total		336,623,247	223,151,061	1,396,046,657	1,955,820,965	41,275,578	41,400	4,136,404	4,896	45,411,982	622	64,192,535	1,904,649,260
McCloud J.D. #1													
/ Gordon Cooper Tech Ctr. #5	401	27,995	159,380	443,836	631,211	34,000	34	3,019	4	37,019	0	0	594,192
Oklahoma City / Gordon Cooper Tech Ctr. #5	411	92,613	836,987	5,164,153	6,093,753	246,000	246	16,502	18	262,502	4	388,749	5,798,555
Vo Tech Total		120,608	996,367	5,607,989	6,724,964	280,000	280	19,521	22	299,521	4	388,749	6,392,747
Moore J.D. #2													
Oklahoma City / Okc Community College	302	7,135,276	2,445,169	41,689,174	51,269,619	1,361,000	1,361	98,000	98	1,459,000	29	3,141,547	49,495,423
Oklahoma City / Moore Norman Tech Ctr #17	312	2,037,375	1,183,393	21,728,943	24,949,711	696,000	696	7,000	7	703,000	28	3,937,356	23,821,370
/ Okc Community College	402	0	0	20,541	20,541	0	0	0	0	0	0	0	20,541
/ Moore Norman Tech Ctr #17	412	0	0	4,512	4,512	0	0	0	0	0	0	0	4,512
Vo Tech Total		9,172,651	3,628,562	63,443,170	76,244,383	2,057,000	2,057	105,000	105	2,162,000	57	7,078,903	73,341,846
Piedmont J.D. #22													
Oklahoma City / Canadian Valley Tech Ctr. #6	222	223,374	932,412	22,820,285	23,976,071	618,000	618	6,000	6	624,000	14	2,835,429	23,043,984
/ Canadian Valley Tech Ctr. #6	322	60	222	92,666	92,948	1,000	1	0	0	1,000	0	0	91,948
/ Canadian Valley Tech Ctr. #6	322FD2	3,055	243,392	2,354,342	2,600,789	56,000	56	0	0	56,000	0	0	2,544,789
Vo Tech Total		226,489	1,176,026	25,267,293	26,669,808	675,000	675	6,000	6	681,000	14	2,835,429	25,680,721
Mustang J.D. #69													
Oklahoma City / Canadian Valley Tech Ctr. #6	269	196,396	376,526	8,450,247	9,023,169	308,000	308	6,000	6	314,000	1	199,675	8,687,206
/ Canadian Valley Tech Ctr. #6	369	0	643	10,293	10,936	0	0	0	0	0	0	0	10,936

<i>School</i>	<i>TXD</i>	<i>Personal</i>	<i>Public Service</i>	<i>Real Estate</i>	<i>Total Valuation</i>	<i>Homestead</i>	<i>Count</i>	<i>Add'l Hmstd</i>	<i>Count</i>	<i>Total Homestead</i>	<i>DAV Count</i>	<i>DAV Market</i>	<i>Net Valuation</i>
Vo Tech Total		196,396	377,169	8,460,540	9,034,105	308,000	308	6,000	6	314,000	1	199,675	8,698,142
<i>Grand Total</i>		869,238,323	436,404,632	4,437,891,015	5,743,533,970	120,133,769	120,273	7,798,325	8,622	127,932,094	2,039	271,016,183	5,589,171,795



320 Robert S. Kerr, #313
Oklahoma City, Oklahoma 73102

2009 RealWare Homestead By Tech Center/College

Tech Center/College	TXD	Personal	Public Service	Real Estate	Total Valuation	Homestead	Count	Add'l Hmstd	Count	Total Homestead	DAV Exemption	DAV Count	Net Valuation
Gordon Cooper Tech Ctr. #5													
McLoud J.D. #1 /	401	27,995	159,380	443,836	631,211	34,000	34	3,019	4	37,019	0	0	594,192
McLoud J.D. #1 / Oklahoma City	411	92,613	836,987	5,164,153	6,093,753	246,000	246	16,502	18	262,502	32,696	4	5,798,555
Tech Center/College Total		120,608	996,367	5,607,989	6,724,964	280,000	280	19,521	22	299,521	32,696	4	6,392,747
Canadian Valley Tech Ctr. #6													
Piedmont J.D. #22 / Oklahoma City	222	223,374	932,412	22,820,285	23,976,071	618,000	618	6,000	6	624,000	308,087	14	23,043,984
Mustang J.D. #69 / Oklahoma City	269	196,396	376,526	8,450,247	9,023,169	308,000	308	6,000	6	314,000	21,963	1	8,687,206
Piedmont J.D. #22 /	322	60	222	92,666	92,948	1,000	1	0	0	1,000	0	0	91,948
Piedmont J.D. #22 /	322FD2	3,055	243,392	2,354,342	2,600,789	56,000	56	0	0	56,000	0	0	2,544,789
Mustang J.D. #69 /	369	0	643	10,293	10,936	0	0	0	0	0	0	0	10,936
Bethany #88 / Bethany	588	893,509	934,201	11,503,290	13,331,000	415,000	415	46,000	46	461,000	39,288	5	12,830,712
Tech Center/College Total		1,316,394	2,487,396	45,231,123	49,034,913	1,398,000	1,398	58,000	58	1,456,000	369,338	20	47,209,575
Moore Norman Tech Ctr #17													
Moore J.D. #2 / Oklahoma City	312	2,037,375	1,183,393	21,728,943	24,949,711	696,000	696	7,000	7	703,000	425,341	28	23,821,370
Moore J.D. #2 /	412	0	0	4,512	4,512	0	0	0	0	0	0	0	4,512
Tech Center/College Total		2,037,375	1,183,393	21,733,455	24,954,223	696,000	696	7,000	7	703,000	425,341	28	23,825,882
Francis Tuttle Tech Ctr #21													
Edmond #12 /	012	974,010	1,167,502	6,812,199	8,953,711	164,000	164	2,000	2	166,000	41,082	2	8,746,629
Edmond #12 /	012FD2	15,185	250,985	3,102,509	3,368,679	56,000	56	0	0	56,000	26,743	1	3,285,936
Millwood #37 /	037	6,948	42,109	73,454	122,511	1,000	1	0	0	1,000	0	0	121,511
Western Heights #41 /	041	0	0	2,006	2,006	0	0	0	0	0	0	0	2,006
Putnam City #1 /	101	209,535	316,484	550,452	1,076,471	5,000	5	0	0	5,000	0	0	1,071,471
Deer Creek #6 /	106	479,559	630,136	17,321,092	18,430,787	334,000	334	2,000	2	336,000	22,312	1	18,072,475
Deer Creek #6 /	106FD2	2,492,155	2,490,625	31,954,867	36,937,647	523,000	523	4,000	4	527,000	114,259	3	36,296,388
Edmond #12 - I89 /	112	226,164	1,079,303	7,310,245	8,615,712	119,587	120	11,603	13	131,190	19,982	2	8,464,540
Deer Creek #6 / Oklahoma City	206	1,618,991	4,694,728	112,259,691	118,573,410	1,530,000	1,530	13,000	13	1,543,000	400,779	17	116,629,631
Edmond #12 / Oklahoma City	212	56,635,481	12,294,125	468,184,332	537,113,938	7,564,000	7,564	111,000	111	7,675,000	2,116,618	97	527,322,320
Millwood #37 / Oklahoma City	237	11,615,737	1,595,054	20,065,793	33,276,584	777,000	777	85,775	87	862,775	257,800	23	32,156,009
Putnam City #1 / Oklahoma City	501	119,343,916	27,326,873	634,199,329	780,870,118	16,857,000	16,857	627,796	628	17,484,796	3,081,605	211	760,303,717
Putnam City #1 / Oklahoma City	501TF4D	5,751,200	0	1,551,878	7,303,078	4,000	4	1,000	1	5,000	0	0	7,298,078
Edmond #12 / Edmond	512	51,661,911	11,914,805	674,959,856	738,536,572	14,532,000	14,532	342,000	342	14,874,000	2,454,725	119	721,207,847
Western Heights #41 / Oklahoma City	541	23,339,203	3,309,586	33,477,985	60,126,774	640,000	640	46,000	46	686,000	72,737	8	59,368,037
Putnam City #1 / Bethany	581	3,935,925	2,989,462	68,881,695	75,807,082	3,215,000	3,215	270,825	271	3,485,825	431,296	42	71,889,961

<i>Tech Center/College</i>	<i>TXD</i>	<i>Personal</i>	<i>Public Service</i>	<i>Real Estate</i>	<i>Total Valuation</i>	<i>Homestead</i>	<i>Count</i>	<i>Add'l Hmstd</i>	<i>Count</i>	<i>Total Homestead</i>	<i>DAV Exemption</i>	<i>DAV Count</i>	<i>Net Valuation</i>
Putnam City #1 / Warr Acres	601	9,955,691	1,832,434	49,162,967	60,951,092	1,882,000	1,882	159,000	159	2,041,000	292,583	22	58,617,509
Deer Creek #6 / Edmond	606	19,239	191,760	11,204,131	11,415,130	217,000	217	0	0	217,000	40,908	2	11,157,222
Edmond #12 - I89 / Edmond	612	501,959	679,819	25,556,717	26,738,495	323,533	324	5,888	7	329,421	51,442	2	26,357,632
Millwood #37 / Lake Aluma	637	97	769	2,268,984	2,269,850	26,000	26	0	0	26,000	0	0	2,243,850
Putnam City #1 / Woodlawn Park	701	1,170,014	80,419	1,314,371	2,564,804	53,000	53	3,000	3	56,000	12,147	1	2,496,657
Edmond #12 - I89 / Oklahoma City	712	14,708	0	1,721,230	1,735,938	47,000	47	1,000	1	48,000	36,181	1	1,651,757
Millwood #37 / Forest Park	837	359,206	25,918	924,413	1,309,537	28,000	28	0	0	28,000	0	0	1,281,537
Tech Center/College Total		290,326,834	72,912,896	2,172,860,196	2,536,099,926	48,898,120	48,899	1,685,887	1,690	50,584,007	9,473,199	554	2,476,042,720

Metro Tech Ctr #22

Crooked Oak #53 /	053	0	0	0	0	0	0	0	0	0	0	0	0
Oklahoma City #89 /	089	211,635	1,313,988	1,892,626	3,418,249	77,000	77	8,162	9	85,162	3,517	1	3,329,570
Oklahoma City #89 / Oklahoma City	200	170,918,738	144,049,216	796,217,845	1,111,185,799	23,378,947	23,470	1,922,370	2,382	25,301,317	3,320,051	319	1,082,564,431
Oklahoma City #89 / Oklahoma City	200TF1D	19,583,540	0	13,132,535	32,716,075	1,000	1	0	0	1,000	0	0	32,715,075
Oklahoma City #89 / Oklahoma City	200TF2D	8,968,634	0	23,118,366	32,087,000	13,000	13	0	0	13,000	0	0	32,074,000
Oklahoma City #89 / Oklahoma City	200TF2I	30,747,332	0	66,466,807	97,214,139	58,000	58	5,000	5	63,000	0	0	97,151,139
Oklahoma City #89 / Oklahoma City	200TF4D	0	0	20,609	20,609	687	1	0	1	687	0	0	19,922
Oklahoma City #89 / Oklahoma City	200TF7D	31,593	0	491,715	523,308	43,580	45	2,111	9	45,691	723	1	476,894
Oklahoma City #89 / Oklahoma City	200TF8D	0	0	0	0	0	0	0	0	0	0	0	0
Crooked Oak #53 / Oklahoma City	253	15,231,356	2,164,824	11,450,478	28,846,658	100,222	104	11,161	26	111,383	609	1	28,734,666
Oklahoma City #89 / Choctaw	489	6,428	142,170	130,211	278,809	11,000	11	1,000	1	12,000	0	0	266,809
Oklahoma City #89 / Nichols Hills	500	1,693,498	1,194,004	102,481,956	105,369,458	1,086,000	1,086	17,000	17	1,103,000	245,594	7	104,020,864
Oklahoma City #89 / The Village	627	5,199,347	1,197,078	55,821,448	62,217,873	2,208,000	2,208	145,000	145	2,353,000	266,625	25	59,598,248
Oklahoma City #89 / The Village	627TF1D	101,809	0	838,124	939,933	0	0	0	0	0	0	0	939,933
Oklahoma City #89 / Nicoma Park	889	121,245	214,138	710,049	1,045,432	58,000	58	3,161	4	61,161	5,669	1	978,602
Oklahoma City #89 / Spencer	989	788,486	776,896	12,133,396	13,698,778	819,190	821	93,634	107	912,824	225,568	30	12,560,386
Tech Center/College Total		253,603,641	151,052,314	1,084,906,165	1,489,562,120	27,854,626	27,953	2,208,599	2,706	30,063,225	4,068,356	385	1,455,430,539

Eastern Ok Co Tech Ctr #23

Luther #3 - I89 /	003	49,388	1,002,383	6,323,719	7,375,490	125,000	125	8,000	8	133,000	40,072	3	7,202,418
Luther #3 /	103	601,190	2,184,035	6,369,603	9,154,828	256,677	258	14,881	16	271,558	54,463	4	8,828,807
Luther #3 /	103FD1	76,487	77,065	1,842,592	1,996,144	122,631	123	6,000	6	128,631	16,569	1	1,850,944
Choctaw #4 /	104	729,382	1,589,715	15,892,673	18,211,770	718,000	718	28,555	30	746,555	388,604	25	17,076,611
Harrah #7 /	107	868,338	18,895,338	14,248,639	34,012,315	686,148	687	36,163	38	722,311	330,161	26	32,959,843
Harrah #7 /	107FD1	82,365	69,193	4,381,768	4,533,326	256,983	257	11,000	11	267,983	34,118	4	4,231,225
Jones #9 /	109	3,681,972	620,891	3,704,227	8,007,090	130,000	130	5,000	5	135,000	17,749	1	7,854,341
Jones #9 /	109FD1	14,071	50,646	1,067,589	1,132,306	60,000	60	3,000	3	63,000	19,638	2	1,049,668
Luther #3 / Oklahoma City	203	94,097	362,041	3,070,167	3,526,305	145,000	145	8,000	8	153,000	76,174	5	3,297,131

<i>Tech Center/College</i>	<i>TXD</i>	<i>Personal</i>	<i>Public Service</i>	<i>Real Estate</i>	<i>Total Valuation</i>	<i>Homestead</i>	<i>Count</i>	<i>Add'l Hmstd</i>	<i>Count</i>	<i>Total Homestead</i>	<i>DAV Exemption</i>	<i>DAV Count</i>	<i>Net Valuation</i>
Choctaw #4 / Oklahoma City	204	647,324	1,009,805	18,361,316	20,018,445	666,000	666	21,558	22	687,558	342,698	15	18,988,189
Harrah #7 / Oklahoma City	207	32,981	342,481	2,968,216	3,343,678	137,000	137	2,000	2	139,000	75,005	5	3,129,673
Jones #9 / Oklahoma City	209	382,218	829,361	9,608,053	10,819,632	413,570	414	15,007	16	428,577	66,622	6	10,324,433
Jones #9 / Choctaw	309	18,266	96,674	1,447,016	1,561,956	93,000	93	12,000	12	105,000	51,681	4	1,405,275
Luther #3 - 189 / Edmond	403	17,404	1,750,283	341,535	2,109,222	11,000	11	1,000	1	12,000	0	0	2,097,222
Luther #3 / Luther	503	1,078,233	48,867,088	3,760,967	53,706,288	202,687	204	20,986	24	223,673	31,877	4	53,450,738
Choctaw #4 / Choctaw	504	2,742,334	3,563,625	60,009,821	66,315,780	2,415,906	2,416	121,343	123	2,537,249	881,080	55	62,897,451
Harrah #7 / Harrah	507	969,429	1,376,059	17,647,365	19,992,853	727,511	728	41,243	43	768,754	186,769	17	19,037,330
Jones #9 / Jones	509	2,721,235	617,038	9,232,487	12,570,760	462,513	463	52,957	53	515,470	139,319	11	11,915,971
Luther #3 / Edmond	603	388	439	186,794	187,621	5,000	5	0	0	5,000	0	0	182,621
Jones #9 / Edmond	609	1,966	20,819	1,216,561	1,239,346	19,000	19	0	0	19,000	9,074	1	1,211,272
Luther #3 - 189 / Luther	703	3,528	16,111	316,513	336,152	4,000	4	0	0	4,000	0	0	332,152
Choctaw #4 / Harrah	704	59,824	356,981	5,877,415	6,294,220	294,120	295	15,000	16	309,120	199,347	15	5,785,753
Choctaw #4 / Nicoma Park	904	843,041	946,922	7,828,095	9,618,058	426,000	426	41,115	42	467,115	149,712	13	9,001,231
Tech Center/College Total		15,715,461	84,644,993	195,703,131	296,063,585	8,377,746	8,384	464,808	479	8,842,554	3,110,732	217	284,110,299
Rose State College													
Mid-Del #52 /	052	241,034	403,220	1,145,489	1,789,743	48,000	48	3,000	3	51,000	5,205	1	1,733,538
Mid-Del #52 / Oklahoma City	252	44,263,532	10,283,164	110,625,640	165,172,336	3,013,827	3,015	135,607	145	3,149,434	1,928,925	132	160,093,977
Mid-Del #52 / Midwest City	552	25,705,322	6,884,404	160,650,251	193,239,977	6,358,000	6,358	491,411	492	6,849,411	2,424,935	211	183,965,631
Mid-Del #52 / Midwest City	552TF1D	9,897,504	0	1,014,263	10,911,767	0	0	0	0	0	0	0	10,911,767
Oklahoma City #89 / Midwest City	589	2,288,145	2,079,598	29,237,068	33,604,811	1,415,062	1,416	183,533	191	1,598,595	433,154	59	31,573,062
Choctaw #4 / Midwest City	604	400,799	1,235,141	49,704,861	51,340,801	1,801,000	1,801	73,682	74	1,874,682	1,164,085	67	48,302,034
Mid-Del #52 / Del City	652	8,444,424	3,459,921	75,493,052	87,397,397	4,048,000	4,048	439,569	440	4,487,569	971,752	113	81,938,076
Mid-Del #52 / Smith Village	653	2,242	118,066	228,091	348,399	14,000	14	3,000	3	17,000	17,317	2	314,082
Crutcho #74 / Midwest City	674	856,357	1,805,418	4,626,564	7,288,339	123,942	126	10,000	11	133,942	25,625	4	7,128,772
Crutcho #74 / Del City	774	2,009,130	482,248	165,842	2,657,220	0	0	0	0	0	0	0	2,657,220
Mid-Del #52 / Forest Park	852	169,153	229,443	7,567,254	7,965,850	300,000	300	15,000	15	315,000	221,269	12	7,429,581
Oklahoma City #89 / Del City	901	1,302,675	277,790	4,745,873	6,326,338	211,000	211	25,000	25	236,000	66,631	10	6,023,707
Tech Center/College Total		95,580,317	27,258,413	445,204,248	568,042,978	17,332,831	17,337	1,379,802	1,399	18,712,633	7,258,898	611	542,071,447
Okc Community College													
Western Heights #41 /	141	0	0	267,636	267,636	5,000	5	0	0	5,000	0	0	262,636
Oklahoma City #89 /	189	1,834,998	83,580	1,555,471	3,474,049	0	0	0	0	0	0	0	3,474,049
Oklahoma City #89 / Oklahoma City	300	92,519,925	71,741,876	284,802,570	449,064,371	11,791,160	11,820	1,716,043	1,980	13,507,203	1,188,973	168	434,368,195
Oklahoma City #89 / Oklahoma City	300TF4D	153,067	0	743,097	896,164	3,000	3	1,000	1	4,000	0	0	892,164
Oklahoma City #89 / Oklahoma City	300TF6D	0	0	206,874	206,874	3,000	3	0	0	3,000	0	0	203,874
Moore J.D. #2 / Oklahoma City	302	7,135,276	2,445,169	41,689,174	51,269,619	1,361,000	1,361	98,000	98	1,459,000	315,196	29	49,495,423

<i>Tech Center/College</i>	<i>TXD</i>	<i>Personal</i>	<i>Public Service</i>	<i>Real Estate</i>	<i>Total Valuation</i>	<i>Homestead</i>	<i>Count</i>	<i>Addr'l Hmstd</i>	<i>Count</i>	<i>Total Homestead</i>	<i>DAV Exemption</i>	<i>DAV Count</i>	<i>Net Valuation</i>
Western Heights #41 / Oklahoma City	341	92,293,190	15,740,173	76,845,119	184,878,482	1,264,377	1,265	111,851	113	1,376,228	127,267	16	183,374,987
Crooked Oak #53 / Oklahoma City	353	5,847,275	3,963,592	4,448,675	14,259,542	189,957	190	27,704	43	217,661	10,590	3	14,031,291
Moore J.D. #2 /	402	0	0	20,541	20,541	0	0	0	0	0	0	0	20,541
Oklahoma City #89 / Valley Brook	700	152,152	80,727	1,300,017	1,532,896	97,952	98	13,390	19	111,342	3,218	1	1,418,336
Tech Center/College Total		199,935,883	94,055,117	411,879,174	705,870,174	14,715,446	14,745	1,967,988	2,254	16,683,434	1,645,244	217	687,541,496
No Spec Dist													
Oakdale #29 /	029	4,211	0	225,499	229,710	3,000	3	1,000	1	4,000	0	0	225,710
Crutcho #74 /	074	364,335	432,861	820,647	1,617,843	50,000	50	5,720	6	55,720	16,793	1	1,545,330
Oakdale #29 / Oklahoma City	229	9,900,901	1,275,112	53,566,576	64,742,589	528,000	528	0	0	528,000	29,484	2	64,185,105
Crutcho #74 / Oklahoma City	274	332,363	105,770	152,812	590,945	0	0	0	0	0	0	0	590,945
Tech Center/College Total		10,601,810	1,813,743	54,765,534	67,181,087	581,000	581	6,720	7	587,720	46,277	3	66,547,090
Grand Total		869,238,323	436,404,632	4,437,891,015	5,743,533,970	120,133,769	120,273	7,798,325	8,622	127,932,094	26,430,081	2,039	5,589,171,795



2009 RealWare Homestead By School

School	TXD	Personal	Public Service	Real Estate	Total Valuation	Homestead	Count	Add'l Hmstd	Count	Total Homestead	DAV Count	DAV Market	Net Valuation
/ Eastern Ok Co Tech Ctr #23	003	49,388	1,002,383	6,323,719	7,375,490	125,000	125	8,000	8	133,000	3	692,553	7,202,418
/ Francis Tuttle Tech Ctr #21	012	974,010	1,167,502	6,812,199	8,953,711	164,000	164	2,000	2	166,000	2	428,732	8,746,629
/ Francis Tuttle Tech Ctr #21	012FD2	15,185	250,985	3,102,509	3,368,679	56,000	56	0	0	56,000	1	243,125	3,285,936
/ No Spec Dist	029	4,211	0	225,499	229,710	3,000	3	1,000	1	4,000	0	0	225,710
/ Francis Tuttle Tech Ctr #21	037	6,948	42,109	73,454	122,511	1,000	1	0	0	1,000	0	0	121,511
/ Francis Tuttle Tech Ctr #21	041	0	0	2,006	2,006	0	0	0	0	0	0	0	2,006
/ Rose State College	052	241,034	403,220	1,145,489	1,789,743	48,000	48	3,000	3	51,000	1	47,329	1,733,538
/ Metro Tech Ctr #22	053	0	0	0	0	0	0	0	0	0	0	0	0
/ No Spec Dist	074	364,335	432,861	820,647	1,617,843	50,000	50	5,720	6	55,720	1	152,669	1,545,330
/ Metro Tech Ctr #22	089	211,635	1,313,988	1,892,626	3,418,249	77,000	77	8,162	9	85,162	1	38,713	3,329,570
/ Francis Tuttle Tech Ctr #21	101	209,535	316,484	550,452	1,076,471	5,000	5	0	0	5,000	0	0	1,071,471
/ Eastern Ok Co Tech Ctr #23	103	601,190	2,184,035	6,369,603	9,154,828	256,677	258	14,881	16	271,558	4	629,719	8,828,807
/ Eastern Ok Co Tech Ctr #23	103FD1	76,487	77,065	1,842,592	1,996,144	122,631	123	6,000	6	128,631	1	172,547	1,850,944
/ Eastern Ok Co Tech Ctr #23	104	729,382	1,589,715	15,892,673	18,211,770	718,000	718	28,555	30	746,555	25	3,914,349	17,076,611
/ Francis Tuttle Tech Ctr #21	106	479,559	630,136	17,321,092	18,430,787	334,000	334	2,000	2	336,000	1	202,848	18,072,475
/ Francis Tuttle Tech Ctr #21	106FD2	2,492,155	2,490,625	31,954,867	36,937,647	523,000	523	4,000	4	527,000	3	1,067,075	36,296,388
/ Eastern Ok Co Tech Ctr #23	107	868,338	18,895,338	14,248,639	34,012,315	686,148	687	36,163	38	722,311	26	3,503,058	32,959,843
/ Eastern Ok Co Tech Ctr #23	107FD1	82,365	69,193	4,381,768	4,533,326	256,983	257	11,000	11	267,983	4	350,850	4,231,225
/ Eastern Ok Co Tech Ctr #23	109	3,681,972	620,891	3,704,227	8,007,090	130,000	130	5,000	5	135,000	1	161,370	7,854,341
/ Eastern Ok Co Tech Ctr #23	109FD1	14,071	50,646	1,067,589	1,132,306	60,000	60	3,000	3	63,000	2	256,581	1,049,668
/ Francis Tuttle Tech Ctr #21	112	226,164	1,079,303	7,310,245	8,615,712	119,587	120	11,603	13	131,190	2	268,770	8,464,540
/ Okc Community College	141	0	0	267,636	267,636	5,000	5	0	0	5,000	0	0	262,636
/ Okc Community College	189	1,834,998	83,580	1,555,471	3,474,049	0	0	0	0	0	0	0	3,474,049
Oklahoma City / Metro Tech Ctr #22	200	170,918,738	144,049,216	796,217,845	1,111,185,799	23,378,947	23,470	1,922,370	2,382	25,301,317	319	37,412,603	1,082,564,431
Oklahoma City / Metro Tech Ctr #22	200TF1D	19,583,540	0	13,132,535	32,716,075	1,000	1	0	0	1,000	0	0	32,715,075
Oklahoma City / Metro Tech Ctr #22	200TF2D	8,968,634	0	23,118,366	32,087,000	13,000	13	0	0	13,000	0	0	32,074,000
Oklahoma City / Metro Tech Ctr #22	200TF2I	30,747,332	0	66,466,807	97,214,139	58,000	58	5,000	5	63,000	0	0	97,151,139
Oklahoma City / Metro Tech Ctr #22	200TF4D	0	0	20,609	20,609	687	1	0	1	687	0	0	19,922
Oklahoma City / Metro Tech Ctr #22	200TF7D	31,593	0	491,715	523,308	43,580	45	2,111	9	45,691	1	16,269	476,894
Oklahoma City / Metro Tech Ctr #22	200TF8D	0	0	0	0	0	0	0	0	0	0	0	0
Oklahoma City / Eastern Ok Co Tech Ctr #23	203	94,097	362,041	3,070,167	3,526,305	145,000	145	8,000	8	153,000	5	933,341	3,297,131

<i>School</i>	<i>TXD</i>	<i>Personal</i>	<i>Public Service</i>	<i>Real Estate</i>	<i>Total Valuation</i>	<i>Homestead</i>	<i>Count</i>	<i>Add'l Hmstd</i>	<i>Count</i>	<i>Total Homestead</i>	<i>DAV Count</i>	<i>DAV Market</i>	<i>Net Valuation</i>
Oklahoma City / Eastern Ok Co Tech Ctr #23	204	647,324	1,009,805	18,361,316	20,018,445	666,000	666	21,558	22	687,558	15	3,342,757	18,988,189
Oklahoma City / Francis Tuttle Tech Ctr #21	206	1,618,991	4,694,728	112,259,691	118,573,410	1,530,000	1,530	13,000	13	1,543,000	17	3,661,820	116,629,631
Oklahoma City / Eastern Ok Co Tech Ctr #23	207	32,981	342,481	2,968,216	3,343,678	137,000	137	2,000	2	139,000	5	739,060	3,129,673
Oklahoma City / Eastern Ok Co Tech Ctr #23	209	382,218	829,361	9,608,053	10,819,632	413,570	414	15,007	16	428,577	6	821,394	10,324,433
Oklahoma City / Francis Tuttle Tech Ctr #21	212	56,635,481	12,294,125	468,184,332	537,113,938	7,564,000	7,564	111,000	111	7,675,000	97	20,202,702	527,322,320
Oklahoma City / Canadian Valley Tech Ctr. #6	222	223,374	932,412	22,820,285	23,976,071	618,000	618	6,000	6	624,000	14	2,835,429	23,043,984
Oklahoma City / No Spec Dist	229	9,900,901	1,275,112	53,566,576	64,742,589	528,000	528	0	0	528,000	2	328,738	64,185,105
Oklahoma City / Francis Tuttle Tech Ctr #21	237	11,615,737	1,595,054	20,065,793	33,276,584	777,000	777	85,775	87	862,775	23	3,215,797	32,156,009
Oklahoma City / Rose State College	252	44,263,532	10,283,164	110,625,640	165,172,336	3,013,827	3,015	135,607	145	3,149,434	132	19,538,362	160,093,977
Oklahoma City / Metro Tech Ctr #22	253	15,231,356	2,164,824	11,450,478	28,846,658	100,222	104	11,161	26	111,383	1	20,235	28,734,666
Oklahoma City / Canadian Valley Tech Ctr. #6	269	196,396	376,526	8,450,247	9,023,169	308,000	308	6,000	6	314,000	1	199,675	8,687,206
Oklahoma City / No Spec Dist	274	332,363	105,770	152,812	590,945	0	0	0	0	0	0	0	590,945
Oklahoma City / Okc Community College	300	92,519,925	71,741,876	284,802,570	449,064,371	11,791,160	11,820	1,716,043	1,980	13,507,203	168	12,795,222	434,368,195
Oklahoma City / Okc Community College	300TF4D	153,067	0	743,097	896,164	3,000	3	1,000	1	4,000	0	0	892,164
Oklahoma City / Okc Community College	300TF6D	0	0	206,874	206,874	3,000	3	0	0	3,000	0	0	203,874
Oklahoma City / Okc Community College	302	7,135,276	2,445,169	41,689,174	51,269,619	1,361,000	1,361	98,000	98	1,459,000	29	3,141,547	49,495,423
Choctaw / Eastern Ok Co Tech Ctr #23	309	18,266	96,674	1,447,016	1,561,956	93,000	93	12,000	12	105,000	4	551,300	1,405,275
Oklahoma City / Moore Norman Tech Ctr #17	312	2,037,375	1,183,393	21,728,943	24,949,711	696,000	696	7,000	7	703,000	28	3,937,356	23,821,370
/ Canadian Valley Tech Ctr. #6	322	60	222	92,666	92,948	1,000	1	0	0	1,000	0	0	91,948
/ Canadian Valley Tech Ctr. #6	322FD2	3,055	243,392	2,354,342	2,600,789	56,000	56	0	0	56,000	0	0	2,544,789
Oklahoma City / Okc Community College	341	92,293,190	15,740,173	76,845,119	184,878,482	1,264,377	1,265	111,851	113	1,376,228	16	1,416,179	183,374,987
Oklahoma City / Okc Community College	353	5,847,275	3,963,592	4,448,675	14,259,542	189,957	190	27,704	43	217,661	3	153,418	14,031,291
/ Canadian Valley Tech Ctr. #6	369	0	643	10,293	10,936	0	0	0	0	0	0	0	10,936
/ Gordon Cooper Tech Ctr. #5	401	27,995	159,380	443,836	631,211	34,000	34	3,019	4	37,019	0	0	594,192
/ Okc Community College	402	0	0	20,541	20,541	0	0	0	0	0	0	0	20,541
Edmond / Eastern Ok Co Tech Ctr #23	403	17,404	1,750,283	341,535	2,109,222	11,000	11	1,000	1	12,000	0	0	2,097,222
Oklahoma City / Gordon Cooper Tech Ctr. #5	411	92,613	836,987	5,164,153	6,093,753	246,000	246	16,502	18	262,502	4	388,749	5,798,555
/ Moore Norman Tech Ctr #17	412	0	0	4,512	4,512	0	0	0	0	0	0	0	4,512
Choctaw / Metro Tech Ctr #22	489	6,428	142,170	130,211	278,809	11,000	11	1,000	1	12,000	0	0	266,809
Nichols Hills / Metro Tech Ctr #22	500	1,693,498	1,194,004	102,481,956	105,369,458	1,086,000	1,086	17,000	17	1,103,000	7	2,768,781	104,020,864
Oklahoma City / Francis Tuttle Tech Ctr #21	501	119,343,916	27,326,873	634,199,329	780,870,118	16,857,000	16,857	627,796	628	17,484,796	211	30,435,523	760,303,717
Oklahoma City / Francis Tuttle Tech Ctr #21	501TF4D	5,751,200	0	1,551,878	7,303,078	4,000	4	1,000	1	5,000	0	0	7,298,078
Luther / Eastern Ok Co Tech Ctr #23	503	1,078,233	48,867,088	3,760,967	53,706,288	202,687	204	20,986	24	223,673	4	308,543	53,450,738
Choctaw / Eastern Ok Co Tech Ctr #23	504	2,742,334	3,563,625	60,009,821	66,315,780	2,415,906	2,416	121,343	123	2,537,249	55	8,913,120	62,897,451

<i>School</i>		<i>TXD</i>	<i>Personal</i>	<i>Public Service</i>	<i>Real Estate</i>	<i>Total Valuation</i>	<i>Homestead</i>	<i>Count</i>	<i>Add'l Hmstd</i>	<i>Count</i>	<i>Total Homestead</i>	<i>DAV Count</i>	<i>DAV Market</i>	<i>Net Valuation</i>
Harrah	/ Eastern Ok Co Tech Ctr #23	507	969,429	1,376,059	17,647,365	19,992,853	727,511	728	41,243	43	768,754	17	1,961,862	19,037,330
Jones	/ Eastern Ok Co Tech Ctr #23	509	2,721,235	617,038	9,232,487	12,570,760	462,513	463	52,957	53	515,470	11	1,533,213	11,915,971
Edmond	/ Francis Tuttle Tech Ctr #21	512	51,661,911	11,914,805	674,959,856	738,536,572	14,532,000	14,532	342,000	342	14,874,000	119	23,476,725	721,207,847
Oklahoma City	/ Francis Tuttle Tech Ctr #21	541	23,339,203	3,309,586	33,477,985	60,126,774	640,000	640	46,000	46	686,000	8	873,826	59,368,037
Midwest City	/ Rose State College	552	25,705,322	6,884,404	160,650,251	193,239,977	6,358,000	6,358	491,411	492	6,849,411	211	24,473,151	183,965,631
Midwest City	/ Rose State College	552TF1D	9,897,504	0	1,014,263	10,911,767	0	0	0	0	0	0	0	10,911,767
Bethany	/ Francis Tuttle Tech Ctr #21	581	3,935,925	2,989,462	68,881,695	75,807,082	3,215,000	3,215	270,825	271	3,485,825	42	4,641,318	71,889,961
Bethany	/ Canadian Valley Tech Ctr. #6	588	893,509	934,201	11,503,290	13,331,000	415,000	415	46,000	46	461,000	5	482,655	12,830,712
Midwest City	/ Rose State College	589	2,288,145	2,079,598	29,237,068	33,604,811	1,415,062	1,416	183,533	191	1,598,595	59	4,917,908	31,573,062
Warr Acres	/ Francis Tuttle Tech Ctr #21	601	9,955,691	1,832,434	49,162,967	60,951,092	1,882,000	1,882	159,000	159	2,041,000	22	3,028,258	58,617,509
Edmond	/ Eastern Ok Co Tech Ctr #23	603	388	439	186,794	187,621	5,000	5	0	0	5,000	0	0	182,621
Midwest City	/ Rose State College	604	400,799	1,235,141	49,704,861	51,340,801	1,801,000	1,801	73,682	74	1,874,682	67	11,112,766	48,302,034
Edmond	/ Francis Tuttle Tech Ctr #21	606	19,239	191,760	11,204,131	11,415,130	217,000	217	0	0	217,000	2	407,164	11,157,222
Edmond	/ Eastern Ok Co Tech Ctr #23	609	1,966	20,819	1,216,561	1,239,346	19,000	19	0	0	19,000	1	120,881	1,211,272
Edmond	/ Francis Tuttle Tech Ctr #21	612	501,959	679,819	25,556,717	26,738,495	323,533	324	5,888	7	329,421	2	626,161	26,357,632
The Village	/ Metro Tech Ctr #22	627	5,199,347	1,197,078	55,821,448	62,217,873	2,208,000	2,208	145,000	145	2,353,000	25	2,825,035	59,598,248
The Village	/ Metro Tech Ctr #22	627TF1D	101,809	0	838,124	939,933	0	0	0	0	0	0	0	939,933
Lake Aluma	/ Francis Tuttle Tech Ctr #21	637	97	769	2,268,984	2,269,850	26,000	26	0	0	26,000	0	0	2,243,850
Del City	/ Rose State College	652	8,444,424	3,459,921	75,493,052	87,397,397	4,048,000	4,048	439,569	440	4,487,569	113	10,005,833	81,938,076
Smith Village	/ Rose State College	653	2,242	118,066	228,091	348,399	14,000	14	3,000	3	17,000	2	157,443	314,082
Midwest City	/ Rose State College	674	856,357	1,805,418	4,626,564	7,288,339	123,942	126	10,000	11	133,942	4	288,320	7,128,772
Valley Brook	/ Okc Community College	700	152,152	80,727	1,300,017	1,532,896	97,952	98	13,390	19	111,342	1	42,686	1,418,336
Woodlawn Park	/ Francis Tuttle Tech Ctr #21	701	1,170,014	80,419	1,314,371	2,564,804	53,000	53	3,000	3	56,000	1	139,467	2,496,657
Luther	/ Eastern Ok Co Tech Ctr #23	703	3,528	16,111	316,513	336,152	4,000	4	0	0	4,000	0	0	332,152
Harrah	/ Eastern Ok Co Tech Ctr #23	704	59,824	356,981	5,877,415	6,294,220	294,120	295	15,000	16	309,120	15	2,022,399	5,785,753
Oklahoma City	/ Francis Tuttle Tech Ctr #21	712	14,708	0	1,721,230	1,735,938	47,000	47	1,000	1	48,000	1	376,201	1,651,757
Del City	/ Rose State College	774	2,009,130	482,248	165,842	2,657,220	0	0	0	0	0	0	0	2,657,220
Forest Park	/ Francis Tuttle Tech Ctr #21	837	359,206	25,918	924,413	1,309,537	28,000	28	0	0	28,000	0	0	1,281,537
Forest Park	/ Rose State College	852	169,153	229,443	7,567,254	7,965,850	300,000	300	15,000	15	315,000	12	2,207,565	7,429,581
Nicoma Park	/ Metro Tech Ctr #22	889	121,245	214,138	710,049	1,045,432	58,000	58	3,161	4	61,161	1	84,659	978,602
Del City	/ Rose State College	901	1,302,675	277,790	4,745,873	6,326,338	211,000	211	25,000	25	236,000	10	780,305	6,023,707
Nicoma Park	/ Eastern Ok Co Tech Ctr #23	904	843,041	946,922	7,828,095	9,618,058	426,000	426	41,115	42	467,115	13	1,711,820	9,001,231
Spencer	/ Metro Tech Ctr #22	989	788,486	776,896	12,133,396	13,698,778	819,190	821	93,634	107	912,824	30	2,510,354	12,560,386

<i>School</i>	<i>TXD</i>	<i>Personal</i>	<i>Public Service</i>	<i>Real Estate</i>	<i>Total Valuation</i>	<i>Homestead</i>	<i>Count</i>	<i>Add'l Hmstd</i>	<i>Count</i>	<i>Total Homestead</i>	<i>DAV Count</i>	<i>DAV Market</i>	<i>Net Valuation</i>
<i>Grand Total</i>		869,238,323	436,404,632	4,437,891,015	5,743,533,970	120,133,769	120,273	7,798,325	8,622	127,932,094	2,039	271,016,183	5,589,171,795



Leonard Sullivan
Oklahoma County Assessor

Friday, July 24, 2009

320 Robert S. Kerr, #313
Oklahoma City, Oklahoma 73102

2009 RealWare Certification By School

School	Tax District	Personal	Public Service	Real Estate	Total Valuation	Homestead	DAV Exemption	Net Valuation
Putnam City #1								
/ Francis Tuttle Tech Ctr #21	101	209,535	316,484	550,452	1,076,471	5,000	0	1,071,471
Oklahoma Cit / Francis Tuttle Tech Ctr #21	501	119,343,916	27,326,873	634,199,329	780,870,118	17,484,796	3,081,605	760,303,717
Oklahoma Cit / Francis Tuttle Tech Ctr #21	501TF4D	5,751,200	0	1,551,878	7,303,078	5,000	0	7,298,078
Bethany / Francis Tuttle Tech Ctr #21	581	3,935,925	2,989,462	68,881,695	75,807,082	3,485,825	431,296	71,889,961
Warr Acres / Francis Tuttle Tech Ctr #21	601	9,955,691	1,832,434	49,162,967	60,951,092	2,041,000	292,583	58,617,509
Woodlawn Par / Francis Tuttle Tech Ctr #21	701	1,170,014	80,419	1,314,371	2,564,804	56,000	12,147	2,496,657
School Total		140,366,281	32,545,672	755,660,692	928,572,645	23,077,621	3,817,631	901,677,393
Luther #3								
/ Eastern Ok Co Tech Ctr #23	103	601,190	2,184,035	6,369,603	9,154,828	271,558	54,463	8,828,807
/ Eastern Ok Co Tech Ctr #23	103FD1	76,487	77,065	1,842,592	1,996,144	128,631	16,569	1,850,944
Oklahoma Cit / Eastern Ok Co Tech Ctr #23	203	94,097	362,041	3,070,167	3,526,305	153,000	76,174	3,297,131
Luther / Eastern Ok Co Tech Ctr #23	503	1,078,233	48,867,088	3,760,967	53,706,288	223,673	31,877	53,450,738
Edmond / Eastern Ok Co Tech Ctr #23	603	388	439	186,794	187,621	5,000	0	182,621
School Total		1,850,395	51,490,668	15,230,123	68,571,186	781,862	179,083	67,610,241
Luther #3 - I89								
/ Eastern Ok Co Tech Ctr #23	003	49,388	1,002,383	6,323,719	7,375,490	133,000	40,072	7,202,418
Edmond / Eastern Ok Co Tech Ctr #23	403	17,404	1,750,283	341,535	2,109,222	12,000	0	2,097,222
Luther / Eastern Ok Co Tech Ctr #23	703	3,528	16,111	316,513	336,152	4,000	0	332,152
School Total		70,320	2,768,777	6,981,767	9,820,864	149,000	40,072	9,631,792
Choctaw #4								
/ Eastern Ok Co Tech Ctr #23	104	729,382	1,589,715	15,892,673	18,211,770	746,555	388,604	17,076,611
Oklahoma Cit / Eastern Ok Co Tech Ctr #23	204	647,324	1,009,805	18,361,316	20,018,445	687,558	342,698	18,988,189
Choctaw / Eastern Ok Co Tech Ctr #23	504	2,742,334	3,563,625	60,009,821	66,315,780	2,537,249	881,080	62,897,451
Midwest City / Rose State College	604	400,799	1,235,141	49,704,861	51,340,801	1,874,682	1,164,085	48,302,034
Harrah / Eastern Ok Co Tech Ctr #23	704	59,824	356,981	5,877,415	6,294,220	309,120	199,347	5,785,753
Nicoma Park / Eastern Ok Co Tech Ctr #23	904	843,041	946,922	7,828,095	9,618,058	467,115	149,712	9,001,231
School Total		5,422,704	8,702,189	157,674,181	171,799,074	6,622,279	3,125,526	162,051,269
Deer Creek #6								
/ Francis Tuttle Tech Ctr #21	106	479,559	630,136	17,321,092	18,430,787	336,000	22,312	18,072,475
/ Francis Tuttle Tech Ctr #21	106FD2	2,492,155	2,490,625	31,954,867	36,937,647	527,000	114,259	36,296,388
Oklahoma Cit / Francis Tuttle Tech Ctr #21	206	1,618,991	4,694,728	112,259,691	118,573,410	1,543,000	400,779	116,629,631

<i>School</i>	<i>Tax District</i>	<i>Personal</i>	<i>Public Service</i>	<i>Real Estate</i>	<i>Total Valuation</i>	<i>Homestead</i>	<i>DAV Exemption</i>	<i>Net Valuation</i>
Edmond / Francis Tuttle Tech Ctr #21	606	19,239	191,760	11,204,131	11,415,130	217,000	40,908	11,157,222
School Total		4,609,944	8,007,249	172,739,781	185,356,974	2,623,000	578,258	182,155,716
Harrah #7								
/ Eastern Ok Co Tech Ctr #23	107	868,338	18,895,338	14,248,639	34,012,315	722,311	330,161	32,959,843
/ Eastern Ok Co Tech Ctr #23	107FD1	82,365	69,193	4,381,768	4,533,326	267,983	34,118	4,231,225
Oklahoma Cit / Eastern Ok Co Tech Ctr #23	207	32,981	342,481	2,968,216	3,343,678	139,000	75,005	3,129,673
Harrah / Eastern Ok Co Tech Ctr #23	507	969,429	1,376,059	17,647,365	19,992,853	768,754	186,769	19,037,330
School Total		1,953,113	20,683,071	39,245,988	61,882,172	1,898,048	626,053	59,358,071
Jones #9								
/ Eastern Ok Co Tech Ctr #23	109	3,681,972	620,891	3,704,227	8,007,090	135,000	17,749	7,854,341
/ Eastern Ok Co Tech Ctr #23	109FD1	14,071	50,646	1,067,589	1,132,306	63,000	19,638	1,049,668
Oklahoma Cit / Eastern Ok Co Tech Ctr #23	209	382,218	829,361	9,608,053	10,819,632	428,577	66,622	10,324,433
Choctaw / Eastern Ok Co Tech Ctr #23	309	18,266	96,674	1,447,016	1,561,956	105,000	51,681	1,405,275
Jones / Eastern Ok Co Tech Ctr #23	509	2,721,235	617,038	9,232,487	12,570,760	515,470	139,319	11,915,971
Edmond / Eastern Ok Co Tech Ctr #23	609	1,966	20,819	1,216,561	1,239,346	19,000	9,074	1,211,272
School Total		6,819,728	2,235,429	26,275,933	35,331,090	1,266,047	304,083	33,760,960
Edmond #12								
/ Francis Tuttle Tech Ctr #21	012	974,010	1,167,502	6,812,199	8,953,711	166,000	41,082	8,746,629
/ Francis Tuttle Tech Ctr #21	012FD2	15,185	250,985	3,102,509	3,368,679	56,000	26,743	3,285,936
Oklahoma Cit / Francis Tuttle Tech Ctr #21	212	56,635,481	12,294,125	468,184,332	537,113,938	7,675,000	2,116,618	527,322,320
Edmond / Francis Tuttle Tech Ctr #21	512	51,661,911	11,914,805	674,959,856	738,536,572	14,874,000	2,454,725	721,207,847
School Total		109,286,587	25,627,417	1,153,058,896	1,287,972,900	22,771,000	4,639,168	1,260,562,732
Edmond #12 - I89								
/ Francis Tuttle Tech Ctr #21	112	226,164	1,079,303	7,310,245	8,615,712	131,190	19,982	8,464,540
Edmond / Francis Tuttle Tech Ctr #21	612	501,959	679,819	25,556,717	26,738,495	329,421	51,442	26,357,632
Oklahoma Cit / Francis Tuttle Tech Ctr #21	712	14,708	0	1,721,230	1,735,938	48,000	36,181	1,651,757
School Total		742,831	1,759,122	34,588,192	37,090,145	508,611	107,605	36,473,929
Oakdale #29								
/ No Spec Dist	029	4,211	0	225,499	229,710	4,000	0	225,710
Oklahoma Cit / No Spec Dist	229	9,900,901	1,275,112	53,566,576	64,742,589	528,000	29,484	64,185,105
School Total		9,905,112	1,275,112	53,792,075	64,972,299	532,000	29,484	64,410,815
Millwood #37								
/ Francis Tuttle Tech Ctr #21	037	6,948	42,109	73,454	122,511	1,000	0	121,511
Oklahoma Cit / Francis Tuttle Tech Ctr #21	237	11,615,737	1,595,054	20,065,793	33,276,584	862,775	257,800	32,156,009
Lake Aluma / Francis Tuttle Tech Ctr #21	637	97	769	2,268,984	2,269,850	26,000	0	2,243,850
Forest Park / Francis Tuttle Tech Ctr #21	837	359,206	25,918	924,413	1,309,537	28,000	0	1,281,537
School Total		11,981,988	1,663,850	23,332,644	36,978,482	917,775	257,800	35,802,907

<i>School</i>	<i>Tax District</i>	<i>Personal</i>	<i>Public Service</i>	<i>Real Estate</i>	<i>Total Valuation</i>	<i>Homestead</i>	<i>DAV Exemption</i>	<i>Net Valuation</i>
Western Heights #4								
	/ Francis Tuttle Tech Ctr #21	041	0	0	2,006	2,006	0	2,006
	/ Okc Community College	141	0	0	267,636	267,636	5,000	262,636
Oklahoma Cit	/ Okc Community College	341	92,293,190	15,740,173	76,845,119	184,878,482	1,376,228	183,374,987
Oklahoma Cit	/ Francis Tuttle Tech Ctr #21	541	23,339,203	3,309,586	33,477,985	60,126,774	686,000	59,368,037
School Total		115,632,393	19,049,759	110,592,746	245,274,898	2,067,228	200,004	243,007,666
Mid-Del #52								
	/ Rose State College	052	241,034	403,220	1,145,489	1,789,743	51,000	1,733,538
Oklahoma Cit	/ Rose State College	252	44,263,532	10,283,164	110,625,640	165,172,336	3,149,434	160,093,977
Midwest City	/ Rose State College	552	25,705,322	6,884,404	160,650,251	193,239,977	6,849,411	183,965,631
Midwest City	/ Rose State College	552TF1D	9,897,504	0	1,014,263	10,911,767	0	10,911,767
Del City	/ Rose State College	652	8,444,424	3,459,921	75,493,052	87,397,397	4,487,569	81,938,076
Smith Village	/ Rose State College	653	2,242	118,066	228,091	348,399	17,000	314,082
Forest Park	/ Rose State College	852	169,153	229,443	7,567,254	7,965,850	315,000	7,429,581
School Total		88,723,211	21,378,218	356,724,040	466,825,469	14,869,414	5,569,403	446,386,652
Crooked Oak #53								
	/ Metro Tech Ctr #22	053	0	0	0	0	0	0
Oklahoma Cit	/ Metro Tech Ctr #22	253	15,231,356	2,164,824	11,450,478	28,846,658	111,383	28,734,666
Oklahoma Cit	/ Okc Community College	353	5,847,275	3,963,592	4,448,675	14,259,542	217,661	14,031,291
School Total		21,078,631	6,128,416	15,899,153	43,106,200	329,044	11,199	42,765,957
Crutchco #74								
	/ No Spec Dist	074	364,335	432,861	820,647	1,617,843	55,720	1,545,330
Oklahoma Cit	/ No Spec Dist	274	332,363	105,770	152,812	590,945	0	590,945
Midwest City	/ Rose State College	674	856,357	1,805,418	4,626,564	7,288,339	133,942	7,128,772
Del City	/ Rose State College	774	2,009,130	482,248	165,842	2,657,220	0	2,657,220
School Total		3,562,185	2,826,297	5,765,865	12,154,347	189,662	42,418	11,922,267
Bethany #88								
Bethany	/ Canadian Valley Tech Ctr. #6	588	893,509	934,201	11,503,290	13,331,000	461,000	12,830,712
School Total		893,509	934,201	11,503,290	13,331,000	461,000	39,288	12,830,712
Oklahoma City #89								
	/ Metro Tech Ctr #22	089	211,635	1,313,988	1,892,626	3,418,249	85,162	3,329,570
	/ Okc Community College	189	1,834,998	83,580	1,555,471	3,474,049	0	3,474,049
Oklahoma Cit	/ Metro Tech Ctr #22	200	170,918,738	144,049,216	796,217,845	1,111,185,799	25,301,317	1,082,564,431
Oklahoma Cit	/ Metro Tech Ctr #22	200TF1D	19,583,540	0	13,132,535	32,716,075	1,000	32,715,075
Oklahoma Cit	/ Metro Tech Ctr #22	200TF2D	8,968,634	0	23,118,366	32,087,000	13,000	32,074,000
Oklahoma Cit	/ Metro Tech Ctr #22	200TF2I	30,747,332	0	66,466,807	97,214,139	63,000	97,151,139
Oklahoma Cit	/ Metro Tech Ctr #22	200TF4D	0	0	20,609	20,609	687	19,922

<i>School</i>	<i>Tax District</i>	<i>Personal</i>	<i>Public Service</i>	<i>Real Estate</i>	<i>Total Valuation</i>	<i>Homestead</i>	<i>DAV Exemption</i>	<i>Net Valuation</i>
Oklahoma Cit / Metro Tech Ctr #22	200TF7D	31,593	0	491,715	523,308	45,691	723	476,894
Oklahoma Cit / Metro Tech Ctr #22	200TF8D	0	0	0	0	0	0	0
Oklahoma Cit / Okc Community College	300	92,519,925	71,741,876	284,802,570	449,064,371	13,507,203	1,188,973	434,368,195
Oklahoma Cit / Okc Community College	300TF4D	153,067	0	743,097	896,164	4,000	0	892,164
Oklahoma Cit / Okc Community College	300TF6D	0	0	206,874	206,874	3,000	0	203,874
Choctaw / Metro Tech Ctr #22	489	6,428	142,170	130,211	278,809	12,000	0	266,809
Nichols Hills / Metro Tech Ctr #22	500	1,693,498	1,194,004	102,481,956	105,369,458	1,103,000	245,594	104,020,864
Midwest City / Rose State College	589	2,288,145	2,079,598	29,237,068	33,604,811	1,598,595	433,154	31,573,062
The Village / Metro Tech Ctr #22	627	5,199,347	1,197,078	55,821,448	62,217,873	2,353,000	266,625	59,598,248
The Village / Metro Tech Ctr #22	627TF1D	101,809	0	838,124	939,933	0	0	939,933
Valley Brook / Okc Community College	700	152,152	80,727	1,300,017	1,532,896	111,342	3,218	1,418,336
Nicoma Park / Metro Tech Ctr #22	889	121,245	214,138	710,049	1,045,432	61,161	5,669	978,602
Del City / Rose State College	901	1,302,675	277,790	4,745,873	6,326,338	236,000	66,631	6,023,707
Spencer / Metro Tech Ctr #22	989	788,486	776,896	12,133,396	13,698,778	912,824	225,568	12,560,386
School Total		336,623,247	223,151,061	1,396,046,657	1,955,820,965	45,411,982	5,759,723	1,904,649,260
McCloud J.D. #1								
/ Gordon Cooper Tech Ctr. #5	401	27,995	159,380	443,836	631,211	37,019	0	594,192
Oklahoma Cit / Gordon Cooper Tech Ctr. #5	411	92,613	836,987	5,164,153	6,093,753	262,502	32,696	5,798,555
School Total		120,608	996,367	5,607,989	6,724,964	299,521	32,696	6,392,747
Moore J.D. #2								
Oklahoma Cit / Okc Community College	302	7,135,276	2,445,169	41,689,174	51,269,619	1,459,000	315,196	49,495,423
Oklahoma Cit / Moore Norman Tech Ctr #17	312	2,037,375	1,183,393	21,728,943	24,949,711	703,000	425,341	23,821,370
/ Okc Community College	402	0	0	20,541	20,541	0	0	20,541
/ Moore Norman Tech Ctr #17	412	0	0	4,512	4,512	0	0	4,512
School Total		9,172,651	3,628,562	63,443,170	76,244,383	2,162,000	740,537	73,341,846
Piedmont J.D. #22								
Oklahoma Cit / Canadian Valley Tech Ctr. #6	222	223,374	932,412	22,820,285	23,976,071	624,000	308,087	23,043,984
/ Canadian Valley Tech Ctr. #6	322	60	222	92,666	92,948	1,000	0	91,948
/ Canadian Valley Tech Ctr. #6	322FD2	3,055	243,392	2,354,342	2,600,789	56,000	0	2,544,789
School Total		226,489	1,176,026	25,267,293	26,669,808	681,000	308,087	25,680,721
Mustang J.D. #69								
Oklahoma Cit / Canadian Valley Tech Ctr. #6	269	196,396	376,526	8,450,247	9,023,169	314,000	21,963	8,687,206
/ Canadian Valley Tech Ctr. #6	369	0	643	10,293	10,936	0	0	10,936
School Total		196,396	377,169	8,460,540	9,034,105	314,000	21,963	8,698,142

<i>School</i>	<i>Tax District</i>	<i>Personal</i>	<i>Public Service</i>	<i>Real Estate</i>	<i>Total Valuation</i>	<i>Homestead</i>	<i>DAV Exemption</i>	<i>Net Valuation</i>
<i>Grand Total</i>		869,238,323	436,404,632	4,437,891,015	5,743,533,970	127,932,094	26,430,081	5,589,171,795



320 Robert S. Kerr, #313
Oklahoma City, Oklahoma 73102

2009 RealWare Certification By Vo Tech

<i>Vo Tech</i>	<i>Tax District</i>	<i>Personal</i>	<i>Public Service</i>	<i>Real Estate</i>	<i>Total Valuation</i>	<i>Homestead</i>	<i>DAV Exemption</i>	<i>Net Valuation</i>
Gordon Cooper Tech Ctr. #5								
/ Gordon Cooper Tech Ctr. #5	401	27,995	159,380	443,836	631,211	37,019	0	594,192
Oklahoma City / Gordon Cooper Tech Ctr. #5	411	92,613	836,987	5,164,153	6,093,753	262,502	32,696	5,798,555
Vo Tech Total		120,608	996,367	5,607,989	6,724,964	299,521	32,696	6,392,747
Canadian Valley Tech Ctr. #6								
Oklahoma City / Canadian Valley Tech Ctr. #6	222	223,374	932,412	22,820,285	23,976,071	624,000	308,087	23,043,984
Oklahoma City / Canadian Valley Tech Ctr. #6	269	196,396	376,526	8,450,247	9,023,169	314,000	21,963	8,687,206
/ Canadian Valley Tech Ctr. #6	322	60	222	92,666	92,948	1,000	0	91,948
/ Canadian Valley Tech Ctr. #6	322FD2	3,055	243,392	2,354,342	2,600,789	56,000	0	2,544,789
/ Canadian Valley Tech Ctr. #6	369	0	643	10,293	10,936	0	0	10,936
Bethany / Canadian Valley Tech Ctr. #6	588	893,509	934,201	11,503,290	13,331,000	461,000	39,288	12,830,712
Vo Tech Total		1,316,394	2,487,396	45,231,123	49,034,913	1,456,000	369,338	47,209,575
Moore Norman Tech Ctr #17								
Oklahoma City / Moore Norman Tech Ctr #17	312	2,037,375	1,183,393	21,728,943	24,949,711	703,000	425,341	23,821,370
/ Moore Norman Tech Ctr #17	412	0	0	4,512	4,512	0	0	4,512
Vo Tech Total		2,037,375	1,183,393	21,733,455	24,954,223	703,000	425,341	23,825,882
Francis Tuttle Tech Ctr #21								
/ Francis Tuttle Tech Ctr #21	012	974,010	1,167,502	6,812,199	8,953,711	166,000	41,082	8,746,629
/ Francis Tuttle Tech Ctr #21	012FD2	15,185	250,985	3,102,509	3,368,679	56,000	26,743	3,285,936
/ Francis Tuttle Tech Ctr #21	037	6,948	42,109	73,454	122,511	1,000	0	121,511
/ Francis Tuttle Tech Ctr #21	041	0	0	2,006	2,006	0	0	2,006
/ Francis Tuttle Tech Ctr #21	101	209,535	316,484	550,452	1,076,471	5,000	0	1,071,471
/ Francis Tuttle Tech Ctr #21	106	479,559	630,136	17,321,092	18,430,787	336,000	22,312	18,072,475
/ Francis Tuttle Tech Ctr #21	106FD2	2,492,155	2,490,625	31,954,867	36,937,647	527,000	114,259	36,296,388
/ Francis Tuttle Tech Ctr #21	112	226,164	1,079,303	7,310,245	8,615,712	131,190	19,982	8,464,540
Oklahoma City / Francis Tuttle Tech Ctr #21	206	1,618,991	4,694,728	112,259,691	118,573,410	1,543,000	400,779	116,629,631
Oklahoma City / Francis Tuttle Tech Ctr #21	212	56,635,481	12,294,125	468,184,332	537,113,938	7,675,000	2,116,618	527,322,320
Oklahoma City / Francis Tuttle Tech Ctr #21	237	11,615,737	1,595,054	20,065,793	33,276,584	862,775	257,800	32,156,009
Oklahoma City / Francis Tuttle Tech Ctr #21	501	119,343,916	27,326,873	634,199,329	780,870,118	17,484,796	3,081,605	760,303,717
Oklahoma City / Francis Tuttle Tech Ctr #21	501TF4D	5,751,200	0	1,551,878	7,303,078	5,000	0	7,298,078
Edmond / Francis Tuttle Tech Ctr #21	512	51,661,911	11,914,805	674,959,856	738,536,572	14,874,000	2,454,725	721,207,847
Oklahoma City / Francis Tuttle Tech Ctr #21	541	23,339,203	3,309,586	33,477,985	60,126,774	686,000	72,737	59,368,037
Bethany / Francis Tuttle Tech Ctr #21	581	3,935,925	2,989,462	68,881,695	75,807,082	3,485,825	431,296	71,889,961

<i>Vo Tech</i>	<i>Tax District</i>	<i>Personal</i>	<i>Public Service</i>	<i>Real Estate</i>	<i>Total Valuation</i>	<i>Homestead</i>	<i>DAV Exemption</i>	<i>Net Valuation</i>
Warr Acres / Francis Tuttle Tech Ctr #21	601	9,955,691	1,832,434	49,162,967	60,951,092	2,041,000	292,583	58,617,509
Edmond / Francis Tuttle Tech Ctr #21	606	19,239	191,760	11,204,131	11,415,130	217,000	40,908	11,157,222
Edmond / Francis Tuttle Tech Ctr #21	612	501,959	679,819	25,556,717	26,738,495	329,421	51,442	26,357,632
Lake Aluma / Francis Tuttle Tech Ctr #21	637	97	769	2,268,984	2,269,850	26,000	0	2,243,850
Woodlawn Par / Francis Tuttle Tech Ctr #21	701	1,170,014	80,419	1,314,371	2,564,804	56,000	12,147	2,496,657
Oklahoma City / Francis Tuttle Tech Ctr #21	712	14,708	0	1,721,230	1,735,938	48,000	36,181	1,651,757
Forest Park / Francis Tuttle Tech Ctr #21	837	359,206	25,918	924,413	1,309,537	28,000	0	1,281,537
Vo Tech Total		290,326,834	72,912,896	2,172,860,196	2,536,099,926	50,584,007	9,473,199	2,476,042,720
Metro Tech Ctr #22								
/ Metro Tech Ctr #22	053	0	0	0	0	0	0	0
/ Metro Tech Ctr #22	089	211,635	1,313,988	1,892,626	3,418,249	85,162	3,517	3,329,570
Oklahoma City / Metro Tech Ctr #22	200	170,918,738	144,049,216	796,217,845	1,111,185,799	25,301,317	3,320,051	1,082,564,431
Oklahoma City / Metro Tech Ctr #22	200TF1D	19,583,540	0	13,132,535	32,716,075	1,000	0	32,715,075
Oklahoma City / Metro Tech Ctr #22	200TF2D	8,968,634	0	23,118,366	32,087,000	13,000	0	32,074,000
Oklahoma City / Metro Tech Ctr #22	200TF2I	30,747,332	0	66,466,807	97,214,139	63,000	0	97,151,139
Oklahoma City / Metro Tech Ctr #22	200TF4D	0	0	20,609	20,609	687	0	19,922
Oklahoma City / Metro Tech Ctr #22	200TF7D	31,593	0	491,715	523,308	45,691	723	476,894
Oklahoma City / Metro Tech Ctr #22	200TF8D	0	0	0	0	0	0	0
Oklahoma City / Metro Tech Ctr #22	253	15,231,356	2,164,824	11,450,478	28,846,658	111,383	609	28,734,666
Choctaw / Metro Tech Ctr #22	489	6,428	142,170	130,211	278,809	12,000	0	266,809
Nichols Hills / Metro Tech Ctr #22	500	1,693,498	1,194,004	102,481,956	105,369,458	1,103,000	245,594	104,020,864
The Village / Metro Tech Ctr #22	627	5,199,347	1,197,078	55,821,448	62,217,873	2,353,000	266,625	59,598,248
The Village / Metro Tech Ctr #22	627TF1D	101,809	0	838,124	939,933	0	0	939,933
Nicoma Park / Metro Tech Ctr #22	889	121,245	214,138	710,049	1,045,432	61,161	5,669	978,602
Spencer / Metro Tech Ctr #22	989	788,486	776,896	12,133,396	13,698,778	912,824	225,568	12,560,386
Vo Tech Total		253,603,641	151,052,314	1,084,906,165	1,489,562,120	30,063,225	4,068,356	1,455,430,539
Eastern Ok Co Tech Ctr #23								
/ Eastern Ok Co Tech Ctr #23	003	49,388	1,002,383	6,323,719	7,375,490	133,000	40,072	7,202,418
/ Eastern Ok Co Tech Ctr #23	103	601,190	2,184,035	6,369,603	9,154,828	271,558	54,463	8,828,807
/ Eastern Ok Co Tech Ctr #23	103FD1	76,487	77,065	1,842,592	1,996,144	128,631	16,569	1,850,944
/ Eastern Ok Co Tech Ctr #23	104	729,382	1,589,715	15,892,673	18,211,770	746,555	388,604	17,076,611
/ Eastern Ok Co Tech Ctr #23	107	868,338	18,895,338	14,248,639	34,012,315	722,311	330,161	32,959,843
/ Eastern Ok Co Tech Ctr #23	107FD1	82,365	69,193	4,381,768	4,533,326	267,983	34,118	4,231,225
/ Eastern Ok Co Tech Ctr #23	109	3,681,972	620,891	3,704,227	8,007,090	135,000	17,749	7,854,341
/ Eastern Ok Co Tech Ctr #23	109FD1	14,071	50,646	1,067,589	1,132,306	63,000	19,638	1,049,668
Oklahoma City / Eastern Ok Co Tech Ctr #23	203	94,097	362,041	3,070,167	3,526,305	153,000	76,174	3,297,131

<i>Vo Tech</i>	<i>Tax District</i>	<i>Personal</i>	<i>Public Service</i>	<i>Real Estate</i>	<i>Total Valuation</i>	<i>Homestead</i>	<i>DAV Exemption</i>	<i>Net Valuation</i>
Oklahoma City / Eastern Ok Co Tech Ctr #23	204	647,324	1,009,805	18,361,316	20,018,445	687,558	342,698	18,988,189
Oklahoma City / Eastern Ok Co Tech Ctr #23	207	32,981	342,481	2,968,216	3,343,678	139,000	75,005	3,129,673
Oklahoma City / Eastern Ok Co Tech Ctr #23	209	382,218	829,361	9,608,053	10,819,632	428,577	66,622	10,324,433
Choctaw / Eastern Ok Co Tech Ctr #23	309	18,266	96,674	1,447,016	1,561,956	105,000	51,681	1,405,275
Edmond / Eastern Ok Co Tech Ctr #23	403	17,404	1,750,283	341,535	2,109,222	12,000	0	2,097,222
Luther / Eastern Ok Co Tech Ctr #23	503	1,078,233	48,867,088	3,760,967	53,706,288	223,673	31,877	53,450,738
Choctaw / Eastern Ok Co Tech Ctr #23	504	2,742,334	3,563,625	60,009,821	66,315,780	2,537,249	881,080	62,897,451
Harrah / Eastern Ok Co Tech Ctr #23	507	969,429	1,376,059	17,647,365	19,992,853	768,754	186,769	19,037,330
Jones / Eastern Ok Co Tech Ctr #23	509	2,721,235	617,038	9,232,487	12,570,760	515,470	139,319	11,915,971
Edmond / Eastern Ok Co Tech Ctr #23	603	388	439	186,794	187,621	5,000	0	182,621
Edmond / Eastern Ok Co Tech Ctr #23	609	1,966	20,819	1,216,561	1,239,346	19,000	9,074	1,211,272
Luther / Eastern Ok Co Tech Ctr #23	703	3,528	16,111	316,513	336,152	4,000	0	332,152
Harrah / Eastern Ok Co Tech Ctr #23	704	59,824	356,981	5,877,415	6,294,220	309,120	199,347	5,785,753
Nicoma Park / Eastern Ok Co Tech Ctr #23	904	843,041	946,922	7,828,095	9,618,058	467,115	149,712	9,001,231
Vo Tech Total		15,715,461	84,644,993	195,703,131	296,063,585	8,842,554	3,110,732	284,110,299

Rose State College

/ Rose State College	052	241,034	403,220	1,145,489	1,789,743	51,000	5,205	1,733,538
Oklahoma City / Rose State College	252	44,263,532	10,283,164	110,625,640	165,172,336	3,149,434	1,928,925	160,093,977
Midwest City / Rose State College	552	25,705,322	6,884,404	160,650,251	193,239,977	6,849,411	2,424,935	183,965,631
Midwest City / Rose State College	552TF1D	9,897,504	0	1,014,263	10,911,767	0	0	10,911,767
Midwest City / Rose State College	589	2,288,145	2,079,598	29,237,068	33,604,811	1,598,595	433,154	31,573,062
Midwest City / Rose State College	604	400,799	1,235,141	49,704,861	51,340,801	1,874,682	1,164,085	48,302,034
Del City / Rose State College	652	8,444,424	3,459,921	75,493,052	87,397,397	4,487,569	971,752	81,938,076
Smith Village / Rose State College	653	2,242	118,066	228,091	348,399	17,000	17,317	314,082
Midwest City / Rose State College	674	856,357	1,805,418	4,626,564	7,288,339	133,942	25,625	7,128,772
Del City / Rose State College	774	2,009,130	482,248	165,842	2,657,220	0	0	2,657,220
Forest Park / Rose State College	852	169,153	229,443	7,567,254	7,965,850	315,000	221,269	7,429,581
Del City / Rose State College	901	1,302,675	277,790	4,745,873	6,326,338	236,000	66,631	6,023,707
Vo Tech Total		95,580,317	27,258,413	445,204,248	568,042,978	18,712,633	7,258,898	542,071,447

Okc Community College

/ Okc Community College	141	0	0	267,636	267,636	5,000	0	262,636
/ Okc Community College	189	1,834,998	83,580	1,555,471	3,474,049	0	0	3,474,049
Oklahoma City / Okc Community College	300	92,519,925	71,741,876	284,802,570	449,064,371	13,507,203	1,188,973	434,368,195
Oklahoma City / Okc Community College	300TF4D	153,067	0	743,097	896,164	4,000	0	892,164
Oklahoma City / Okc Community College	300TF6D	0	0	206,874	206,874	3,000	0	203,874
Oklahoma City / Okc Community College	302	7,135,276	2,445,169	41,689,174	51,269,619	1,459,000	315,196	49,495,423

<i>Vo Tech</i>	<i>Tax District</i>	<i>Personal</i>	<i>Public Service</i>	<i>Real Estate</i>	<i>Total Valuation</i>	<i>Homestead</i>	<i>DAV Exemption</i>	<i>Net Valuation</i>
Oklahoma City / Okc Community College	341	92,293,190	15,740,173	76,845,119	184,878,482	1,376,228	127,267	183,374,987
Oklahoma City / Okc Community College	353	5,847,275	3,963,592	4,448,675	14,259,542	217,661	10,590	14,031,291
/ Okc Community College	402	0	0	20,541	20,541	0	0	20,541
Valley Brook / Okc Community College	700	152,152	80,727	1,300,017	1,532,896	111,342	3,218	1,418,336
Vo Tech Total		199,935,883	94,055,117	411,879,174	705,870,174	16,683,434	1,645,244	687,541,496
No Spec Dist								
/ No Spec Dist	029	4,211	0	225,499	229,710	4,000	0	225,710
/ No Spec Dist	074	364,335	432,861	820,647	1,617,843	55,720	16,793	1,545,330
Oklahoma City / No Spec Dist	229	9,900,901	1,275,112	53,566,576	64,742,589	528,000	29,484	64,185,105
Oklahoma City / No Spec Dist	274	332,363	105,770	152,812	590,945	0	0	590,945
Vo Tech Total		10,601,810	1,813,743	54,765,534	67,181,087	587,720	46,277	66,547,090
Grand Total		869,238,323	436,404,632	4,437,891,015	5,743,533,970	127,932,094	26,430,081	5,589,171,795



Leonard Sullivan
Oklahoma County Assessor

Friday, July 24, 2009

320 Robert S. Kerr, #313
Oklahoma City, Oklahoma 73102

2009 RealWare Certification By Tax District

<i>Tax District</i>	<i>Personal</i>	<i>Public Service</i>	<i>Real Estate</i>	<i>Total Valuation</i>	<i>Homestead</i>	<i>DAV Exemption</i>	<i>Net Valuation</i>
003	49,388	1,002,383	6,323,719	7,375,490	133,000	40,072	7,202,418
012	974,010	1,167,502	6,812,199	8,953,711	166,000	41,082	8,746,629
012FD2	15,185	250,985	3,102,509	3,368,679	56,000	26,743	3,285,936
029	4,211	0	225,499	229,710	4,000	0	225,710
037	6,948	42,109	73,454	122,511	1,000	0	121,511
041	0	0	2,006	2,006	0	0	2,006
052	241,034	403,220	1,145,489	1,789,743	51,000	5,205	1,733,538
053	0	0	0	0	0	0	0
074	364,335	432,861	820,647	1,617,843	55,720	16,793	1,545,330
089	211,635	1,313,988	1,892,626	3,418,249	85,162	3,517	3,329,570
101	209,535	316,484	550,452	1,076,471	5,000	0	1,071,471
103	601,190	2,184,035	6,369,603	9,154,828	271,558	54,463	8,828,807
103FD1	76,487	77,065	1,842,592	1,996,144	128,631	16,569	1,850,944
104	729,382	1,589,715	15,892,673	18,211,770	746,555	388,604	17,076,611
106	479,559	630,136	17,321,092	18,430,787	336,000	22,312	18,072,475
106FD2	2,492,155	2,490,625	31,954,867	36,937,647	527,000	114,259	36,296,388
107	868,338	18,895,338	14,248,639	34,012,315	722,311	330,161	32,959,843
107FD1	82,365	69,193	4,381,768	4,533,326	267,983	34,118	4,231,225
109	3,681,972	620,891	3,704,227	8,007,090	135,000	17,749	7,854,341
109FD1	14,071	50,646	1,067,589	1,132,306	63,000	19,638	1,049,668
112	226,164	1,079,303	7,310,245	8,615,712	131,190	19,982	8,464,540
141	0	0	267,636	267,636	5,000	0	262,636
189	1,834,998	83,580	1,555,471	3,474,049	0	0	3,474,049
200	170,918,738	144,049,216	796,217,845	1,111,185,799	25,301,317	3,320,051	1,082,564,431
200TF1D	19,583,540	0	13,132,535	32,716,075	1,000	0	32,715,075
200TF2D	8,968,634	0	23,118,366	32,087,000	13,000	0	32,074,000
200TF2I	30,747,332	0	66,466,807	97,214,139	63,000	0	97,151,139
200TF4D	0	0	20,609	20,609	687	0	19,922
200TF7D	31,593	0	491,715	523,308	45,691	723	476,894
200TF8D	0	0	0	0	0	0	0
203	94,097	362,041	3,070,167	3,526,305	153,000	76,174	3,297,131
204	647,324	1,009,805	18,361,316	20,018,445	687,558	342,698	18,988,189

<i>Tax District</i>	<i>Personal</i>	<i>Public Service</i>	<i>Real Estate</i>	<i>Total Valuation</i>	<i>Homestead</i>	<i>DAV Exemption</i>	<i>Net Valuation</i>
206	1,618,991	4,694,728	112,259,691	118,573,410	1,543,000	400,779	116,629,631
207	32,981	342,481	2,968,216	3,343,678	139,000	75,005	3,129,673
209	382,218	829,361	9,608,053	10,819,632	428,577	66,622	10,324,433
212	56,635,481	12,294,125	468,184,332	537,113,938	7,675,000	2,116,618	527,322,320
222	223,374	932,412	22,820,285	23,976,071	624,000	308,087	23,043,984
229	9,900,901	1,275,112	53,566,576	64,742,589	528,000	29,484	64,185,105
237	11,615,737	1,595,054	20,065,793	33,276,584	862,775	257,800	32,156,009
252	44,263,532	10,283,164	110,625,640	165,172,336	3,149,434	1,928,925	160,093,977
253	15,231,356	2,164,824	11,450,478	28,846,658	111,383	609	28,734,666
269	196,396	376,526	8,450,247	9,023,169	314,000	21,963	8,687,206
274	332,363	105,770	152,812	590,945	0	0	590,945
300	92,519,925	71,741,876	284,802,570	449,064,371	13,507,203	1,188,973	434,368,195
300TF4D	153,067	0	743,097	896,164	4,000	0	892,164
300TF6D	0	0	206,874	206,874	3,000	0	203,874
302	7,135,276	2,445,169	41,689,174	51,269,619	1,459,000	315,196	49,495,423
309	18,266	96,674	1,447,016	1,561,956	105,000	51,681	1,405,275
312	2,037,375	1,183,393	21,728,943	24,949,711	703,000	425,341	23,821,370
322	60	222	92,666	92,948	1,000	0	91,948
322FD2	3,055	243,392	2,354,342	2,600,789	56,000	0	2,544,789
341	92,293,190	15,740,173	76,845,119	184,878,482	1,376,228	127,267	183,374,987
353	5,847,275	3,963,592	4,448,675	14,259,542	217,661	10,590	14,031,291
369	0	643	10,293	10,936	0	0	10,936
401	27,995	159,380	443,836	631,211	37,019	0	594,192
402	0	0	20,541	20,541	0	0	20,541
403	17,404	1,750,283	341,535	2,109,222	12,000	0	2,097,222
411	92,613	836,987	5,164,153	6,093,753	262,502	32,696	5,798,555
412	0	0	4,512	4,512	0	0	4,512
489	6,428	142,170	130,211	278,809	12,000	0	266,809
500	1,693,498	1,194,004	102,481,956	105,369,458	1,103,000	245,594	104,020,864
501	119,343,916	27,326,873	634,199,329	780,870,118	17,484,796	3,081,605	760,303,717
501TF4D	5,751,200	0	1,551,878	7,303,078	5,000	0	7,298,078
503	1,078,233	48,867,088	3,760,967	53,706,288	223,673	31,877	53,450,738
504	2,742,334	3,563,625	60,009,821	66,315,780	2,537,249	881,080	62,897,451
507	969,429	1,376,059	17,647,365	19,992,853	768,754	186,769	19,037,330
509	2,721,235	617,038	9,232,487	12,570,760	515,470	139,319	11,915,971
512	51,661,911	11,914,805	674,959,856	738,536,572	14,874,000	2,454,725	721,207,847

<i>Tax District</i>	<i>Personal</i>	<i>Public Service</i>	<i>Real Estate</i>	<i>Total Valuation</i>	<i>Homestead</i>	<i>DAV Exemption</i>	<i>Net Valuation</i>
541	23,339,203	3,309,586	33,477,985	60,126,774	686,000	72,737	59,368,037
552	25,705,322	6,884,404	160,650,251	193,239,977	6,849,411	2,424,935	183,965,631
552TF1D	9,897,504	0	1,014,263	10,911,767	0	0	10,911,767
581	3,935,925	2,989,462	68,881,695	75,807,082	3,485,825	431,296	71,889,961
588	893,509	934,201	11,503,290	13,331,000	461,000	39,288	12,830,712
589	2,288,145	2,079,598	29,237,068	33,604,811	1,598,595	433,154	31,573,062
601	9,955,691	1,832,434	49,162,967	60,951,092	2,041,000	292,583	58,617,509
603	388	439	186,794	187,621	5,000	0	182,621
604	400,799	1,235,141	49,704,861	51,340,801	1,874,682	1,164,085	48,302,034
606	19,239	191,760	11,204,131	11,415,130	217,000	40,908	11,157,222
609	1,966	20,819	1,216,561	1,239,346	19,000	9,074	1,211,272
612	501,959	679,819	25,556,717	26,738,495	329,421	51,442	26,357,632
627	5,199,347	1,197,078	55,821,448	62,217,873	2,353,000	266,625	59,598,248
627TF1D	101,809	0	838,124	939,933	0	0	939,933
637	97	769	2,268,984	2,269,850	26,000	0	2,243,850
652	8,444,424	3,459,921	75,493,052	87,397,397	4,487,569	971,752	81,938,076
653	2,242	118,066	228,091	348,399	17,000	17,317	314,082
674	856,357	1,805,418	4,626,564	7,288,339	133,942	25,625	7,128,772
700	152,152	80,727	1,300,017	1,532,896	111,342	3,218	1,418,336
701	1,170,014	80,419	1,314,371	2,564,804	56,000	12,147	2,496,657
703	3,528	16,111	316,513	336,152	4,000	0	332,152
704	59,824	356,981	5,877,415	6,294,220	309,120	199,347	5,785,753
712	14,708	0	1,721,230	1,735,938	48,000	36,181	1,651,757
774	2,009,130	482,248	165,842	2,657,220	0	0	2,657,220
837	359,206	25,918	924,413	1,309,537	28,000	0	1,281,537
852	169,153	229,443	7,567,254	7,965,850	315,000	221,269	7,429,581
889	121,245	214,138	710,049	1,045,432	61,161	5,669	978,602
901	1,302,675	277,790	4,745,873	6,326,338	236,000	66,631	6,023,707
904	843,041	946,922	7,828,095	9,618,058	467,115	149,712	9,001,231
989	788,486	776,896	12,133,396	13,698,778	912,824	225,568	12,560,386
Grand Total	869,238,323	436,404,632	4,437,891,015	5,743,533,970	127,932,094	26,430,081	5,589,171,795