



Leonard Sullivan

OKLAHOMA COUNTY ASSESSOR

320 ROBERT S. KERR, #313 OKLAHOMA CITY, OKLAHOMA 73102
(405) 713-1200 FAX (405) 713-1853

TO: County School and Vocational-Technical Administrators
Director of Libraries and City-County Health Department

FROM: Leonard Sullivan

SUBJECT: 2010 Valuations

DATE: July 28, 2010

FYI

Southwestern Bell has protested their 2010 values set by the Ad Valorem Division of the Oklahoma Tax Commission and seeks a 43% reduction in their valuation. County-wide this would be a reduction of \$31.39 million assessed if they are successful with their protest.

Please do not hold up on filing your budgets with the County Clerk Office as this will only delay tax collections.

Attached you will find a breakdown showing the impact by jurisdiction.

If you have any questions please contact Mike Morrison at 405-713-7148 or email micmor@oklahomacounty.org.

Sincerely,

Leonard Sullivan
Oklahoma County Assessor

MISSION STATEMENT

We dedicate ourselves to provide the citizens of Oklahoma County fair, equitable assessments. We will not compromise our integrity for personal gain or accommodation, but will faithfully apply policies and practices with honesty, reliability and respect. We are committed to a quality of service beyond the norm and to diligently safeguard the public trust.



Leonard Sullivan
Oklahoma County Assessor

320 Robert S. Kerr, #313
Oklahoma City, Oklahoma 73102

Wednesday, July 28, 2010

2010 SW Bell Protest By School

School	Tax District	2010 SW Bell Valuation	SW Bell Protest Amount 43%	Unprotested Amount
Putnam City #1				
	/ Francis Tuttle Tech Ctr #21	101	6,406	2,755
Oklahoma City	/ Francis Tuttle Tech Ctr #21	501	5,214,595	2,242,276
Oklahoma City	/ Francis Tuttle Tech Ctr #21	501TF4D	0	0
Bethany	/ Francis Tuttle Tech Ctr #21	581	3,514,884	1,511,400
Warr Acres	/ Francis Tuttle Tech Ctr #21	601	240,045	103,219
Woodlawn Park	/ Francis Tuttle Tech Ctr #21	701	70,903	30,488
School Total		9,046,833	3,890,138	5,156,695
Luther #3				
	/ Eastern Ok Co Tech Ctr #23	103	138,074	59,372
	/ Eastern Ok Co Tech Ctr #23	103FD1	50,843	21,862
Oklahoma City	/ Eastern Ok Co Tech Ctr #23	203	109,267	46,985
Luther	/ Eastern Ok Co Tech Ctr #23	503	249,763	107,398
Edmond	/ Eastern Ok Co Tech Ctr #23	603	505	217
School Total		548,452	235,834	312,618
Luther #3 - I89				
	/ Eastern Ok Co Tech Ctr #23	003	81,091	34,869
Edmond	/ Eastern Ok Co Tech Ctr #23	403	51,160	21,999
Luther	/ Eastern Ok Co Tech Ctr #23	703	0	0
School Total		132,251	56,868	75,383
Choctaw #4				
	/ Eastern Ok Co Tech Ctr #23	104	160,574	69,047
Oklahoma City	/ Eastern Ok Co Tech Ctr #23	204	97,096	41,751
Choctaw	/ Eastern Ok Co Tech Ctr #23	504	94,977	40,840
Choctaw	/ Eastern Ok Co Tech Ctr #23	504TF1D	0	0
Midwest City	/ Rose State College	604	151,643	65,206
Harrah	/ Eastern Ok Co Tech Ctr #23	704	9,640	4,145
Nicom Park	/ Eastern Ok Co Tech Ctr #23	904	612,665	263,446
School Total		1,126,595	484,436	642,159
Deer Creek #6				
	/ Francis Tuttle Tech Ctr #21	106	0	0
	/ Francis Tuttle Tech Ctr #21	106FD2	494,366	212,577
Oklahoma City	/ Francis Tuttle Tech Ctr #21	206	371,465	159,730

<i>School</i>	<i>Tax District</i>	<i>2010 SW Bell Valuation</i>	<i>SW Bell Protest Amount 43%</i>	<i>Unprotested Amount</i>
Edmond / Francis Tuttle Tech Ctr #21	606	54,082	23,255	30,827
School Total		919,913	395,563	524,350
Harrah #7				
/ Eastern Ok Co Tech Ctr #23	107	153,948	66,198	87,750
/ Eastern Ok Co Tech Ctr #23	107FD1	73,718	31,699	42,019
/ Eastern Ok Co Tech Ctr #23	107TF1D	0	0	0
Oklahoma City / Eastern Ok Co Tech Ctr #23	207	0	0	0
Harrah / Eastern Ok Co Tech Ctr #23	507	477,337	205,255	272,082
Harrah / Eastern Ok Co Tech Ctr #23	507TF1D	0	0	0
School Total		705,003	303,151	401,852
Jones #9				
/ Eastern Ok Co Tech Ctr #23	109	22,331	9,602	12,729
/ Eastern Ok Co Tech Ctr #23	109FD1	3,231	1,389	1,842
Oklahoma City / Eastern Ok Co Tech Ctr #23	209	130,119	55,951	74,168
Choctaw / Eastern Ok Co Tech Ctr #23	309	298	128	170
Jones / Eastern Ok Co Tech Ctr #23	509	9,550	4,107	5,444
Edmond / Eastern Ok Co Tech Ctr #23	609	16,150	6,945	9,206
School Total		181,679	78,122	103,557
Edmond #12				
/ Francis Tuttle Tech Ctr #21	012	0	0	0
/ Francis Tuttle Tech Ctr #21	012FD2	47,287	20,333	26,954
Oklahoma City / Francis Tuttle Tech Ctr #21	212	1,569,243	674,774	894,469
Edmond / Francis Tuttle Tech Ctr #21	512	6,002,034	2,580,875	3,421,159
School Total		7,618,564	3,275,983	4,342,581
Edmond #12 - I89				
/ Francis Tuttle Tech Ctr #21	112	189,538	81,501	108,037
Edmond / Francis Tuttle Tech Ctr #21	612	126,359	54,334	72,025
Oklahoma City / Francis Tuttle Tech Ctr #21	712	0	0	0
School Total		315,897	135,836	180,061
Oakdale #29				
/ No Spec Dist	029	0	0	0
Oklahoma City / No Spec Dist	229	180,273	77,517	102,756
School Total		180,273	77,517	102,756
Millwood #37				
/ Francis Tuttle Tech Ctr #21	037	7,341	3,157	4,184
Oklahoma City / Francis Tuttle Tech Ctr #21	237	227,558	97,850	129,708
Lake Aluma / Francis Tuttle Tech Ctr #21	637	0	0	0

<i>School</i>	<i>Tax District</i>	<i>2010 SW Bell Valuation</i>	<i>SW Bell Protest Amount 43%</i>	<i>Unprotested Amount</i>	
Forest Park	/ Francis Tuttle Tech Ctr #21	837	1,589	683	906
School Total		236,488	101,690	134,798	
Western Heights #4					
	/ Francis Tuttle Tech Ctr #21	041	0	0	0
	/ Okc Community College	141	0	0	0
Oklahoma City	/ Okc Community College	341	1,234,587	530,872	703,715
Oklahoma City	/ Francis Tuttle Tech Ctr #21	541	532,789	229,099	303,690
School Total		1,767,376	759,972	1,007,404	
Mid-Del #52					
	/ Rose State College	052	20,391	8,768	11,623
Oklahoma City	/ Rose State College	252	1,134,060	487,646	646,414
Midwest City	/ Rose State College	552	2,774,646	1,193,098	1,581,548
Midwest City	/ Rose State College	552TF1D	0	0	0
Del City	/ Rose State College	652	1,684,468	724,321	960,147
Smith Village	/ Rose State College	653	2,265	974	1,291
Forest Park	/ Rose State College	852	37,928	16,309	21,619
School Total		5,653,758	2,431,116	3,222,642	
Crooked Oak #53					
	/ Metro Tech Ctr #22	053	0	0	0
Oklahoma City	/ Metro Tech Ctr #22	253	192,428	82,744	109,684
Oklahoma City	/ Okc Community College	353	48,290	20,765	27,525
School Total		240,718	103,509	137,209	
Crutcho #74					
	/ No Spec Dist	074	8,375	3,601	4,774
Oklahoma City	/ No Spec Dist	274	33,679	14,482	19,197
Midwest City	/ Rose State College	674	85,483	36,758	48,725
Del City	/ Rose State College	774	3,087	1,327	1,760
School Total		130,624	56,168	74,456	
Bethany #88					
Bethany	/ Canadian Valley Tech Ctr. #6	588	187,352	80,561	106,791
School Total		187,352	80,561	106,791	
Oklahoma City #89					
	/ Metro Tech Ctr #22	089	182,815	78,610	104,205
	/ Okc Community College	189	0	0	0
Oklahoma City	/ Metro Tech Ctr #22	200	35,528,208	15,277,129	20,251,079
Oklahoma City	/ Metro Tech Ctr #22	200TF1D	0	0	0
Oklahoma City	/ Metro Tech Ctr #22	200TF2D	0	0	0

<i>School</i>	<i>Tax District</i>	<i>2010 SW Bell Valuation</i>	<i>SW Bell Protest Amount 43%</i>	<i>Unprotested Amount</i>
Oklahoma City / Metro Tech Ctr #22	200TF2I	0	0	0
Oklahoma City / Metro Tech Ctr #22	200TF4D	0	0	0
Oklahoma City / Metro Tech Ctr #22	200TF7D	0	0	0
Oklahoma City / Metro Tech Ctr #22	200TF8D	0	0	0
Oklahoma City / Okc Community College	300	6,793,943	2,921,395	3,872,548
Oklahoma City / Okc Community College	300TF4D	0	0	0
Oklahoma City / Okc Community College	300TF6D	0	0	0
Choctaw / Metro Tech Ctr #22	489	593	255	338
Nichols Hills / Metro Tech Ctr #22	500	221,271	95,147	126,124
Midwest City / Rose State College	589	211,045	90,749	120,296
The Village / Metro Tech Ctr #22	627	246,535	106,010	140,525
The Village / Metro Tech Ctr #22	627TF1D	0	0	0
Valley Brook / Okc Community College	700	12,800	5,504	7,296
Nicoma Park / Metro Tech Ctr #22	889	18,662	8,025	10,637
Del City / Rose State College	901	22,851	9,826	13,025
Spencer / Metro Tech Ctr #22	989	367,421	157,991	209,430
School Total		43,606,144	18,750,642	24,855,502
McLoud J.D. #1				
Oklahoma City / Gordon Cooper Tech Ctr. #5	401	104	45	59
Oklahoma City / Gordon Cooper Tech Ctr. #5	411	0	0	0
School Total		104	45	59
Moore J.D. #2				
Oklahoma City / Okc Community College	302	320,003	137,601	182,402
Oklahoma City / Moore Norman Tech Ctr #17	312	0	0	0
Oklahoma City / Okc Community College	402	0	0	0
Oklahoma City / Moore Norman Tech Ctr #17	412	0	0	0
School Total		320,003	137,601	182,402
Piedmont J.D. #22				
Oklahoma City / Canadian Valley Tech Ctr. #6	222	39,021	16,779	22,242
Oklahoma City / Canadian Valley Tech Ctr. #6	322	0	0	0
Oklahoma City / Canadian Valley Tech Ctr. #6	322FD2	10,250	4,408	5,843
School Total		49,271	21,187	28,084
Mustang J.D. #69				
Oklahoma City / Canadian Valley Tech Ctr. #6	269	34,276	14,739	19,537
Oklahoma City / Canadian Valley Tech Ctr. #6	369	0	0	0
School Total		34,276	14,739	19,537

<i>School</i>	<i>Tax District</i>	<i>2010 SW Bell Valuation</i>	<i>SW Bell Protest Amount 43%</i>	<i>Unprotested Amount</i>
<i>Grand Total</i>		73,001,574	31,390,677	41,610,897



Leonard Sullivan
Oklahoma County Assessor

320 Robert S. Kerr, #313
Oklahoma City, Oklahoma 73102

Wednesday, July 28, 2010

2010 SW Bell Protest By School

<i>School</i>	<i>Tax District</i>	<i>2010 SW Bell Valuation</i>	<i>SW Bell Protest Amount 43%</i>	<i>Unprotested Amount</i>
Gordon Cooper Tech Ctr. #5				
/ McLoud J.D. #1	401	104	45	59
Oklahoma City / McLoud J.D. #1	411	0	0	0
School Total		104	45	59
Canadian Valley Tech Ctr. #6				
Oklahoma City / Piedmont J.D. #22	222	39,021	16,779	22,242
Oklahoma City / Mustang J.D. #69	269	34,276	14,739	19,537
/ Piedmont J.D. #22	322	0	0	0
/ Piedmont J.D. #22	322FD2	10,250	4,408	5,843
/ Mustang J.D. #69	369	0	0	0
Bethany / Bethany #88	588	187,352	80,561	106,791
School Total		270,899	116,487	154,412
Moore Norman Tech Ctr #17				
Oklahoma City / Moore J.D. #2	312	0	0	0
/ Moore J.D. #2	412	0	0	0
School Total		0	0	0
Francis Tuttle Tech Ctr #21				
/ Edmond #12	012	0	0	0
/ Edmond #12	012FD2	47,287	20,333	26,954
/ Millwood #37	037	7,341	3,157	4,184
/ Western Heights #41	041	0	0	0
/ Putnam City #1	101	6,406	2,755	3,651
/ Deer Creek #6	106	0	0	0
/ Deer Creek #6	106FD2	494,366	212,577	281,789
/ Edmond #12 - I89	112	189,538	81,501	108,037
Oklahoma City / Deer Creek #6	206	371,465	159,730	211,735
Oklahoma City / Edmond #12	212	1,569,243	674,774	894,469
Oklahoma City / Millwood #37	237	227,558	97,850	129,708
Oklahoma City / Putnam City #1	501	5,214,595	2,242,276	2,972,319
Oklahoma City / Putnam City #1	501TF4D	0	0	0
Edmond / Edmond #12	512	6,002,034	2,580,875	3,421,159
Oklahoma City / Western Heights #41	541	532,789	229,099	303,690

<i>School</i>	<i>Tax District</i>	<i>2010 SW Bell Valuation</i>	<i>SW Bell Protest Amount 43%</i>	<i>Unprotested Amount</i>	
Bethany	/ Putnam City #1	581	3,514,884	1,511,400	2,003,484
Warr Acres	/ Putnam City #1	601	240,045	103,219	136,826
Edmond	/ Deer Creek #6	606	54,082	23,255	30,827
Edmond	/ Edmond #12 - I89	612	126,359	54,334	72,025
Lake Aluma	/ Millwood #37	637	0	0	0
Woodlawn Park	/ Putnam City #1	701	70,903	30,488	40,415
Oklahoma City	/ Edmond #12 - I89	712	0	0	0
Forest Park	/ Millwood #37	837	1,589	683	906

School Total		18,670,484	8,028,308	10,642,176
---------------------	--	-------------------	------------------	-------------------

Metro Tech Ctr #22

	/ Crooked Oak #53	053	0	0	0
	/ Oklahoma City #89	089	182,815	78,610	104,205
Oklahoma City	/ Oklahoma City #89	200	35,528,208	15,277,129	20,251,079
Oklahoma City	/ Oklahoma City #89	200TF1D	0	0	0
Oklahoma City	/ Oklahoma City #89	200TF2D	0	0	0
Oklahoma City	/ Oklahoma City #89	200TF2I	0	0	0
Oklahoma City	/ Oklahoma City #89	200TF4D	0	0	0
Oklahoma City	/ Oklahoma City #89	200TF7D	0	0	0
Oklahoma City	/ Oklahoma City #89	200TF8D	0	0	0
Oklahoma City	/ Crooked Oak #53	253	192,428	82,744	109,684
Choctaw	/ Oklahoma City #89	489	593	255	338
Nichols Hills	/ Oklahoma City #89	500	221,271	95,147	126,124
The Village	/ Oklahoma City #89	627	246,535	106,010	140,525
The Village	/ Oklahoma City #89	627TF1D	0	0	0
Nicoma Park	/ Oklahoma City #89	889	18,662	8,025	10,637
Spencer	/ Oklahoma City #89	989	367,421	157,991	209,430

School Total		36,757,933	15,805,911	20,952,022
---------------------	--	-------------------	-------------------	-------------------

Eastern Ok Co Tech Ctr #23

	/ Luther #3 - I89	003	81,091	34,869	46,222
	/ Luther #3	103	138,074	59,372	78,702
	/ Luther #3	103FD1	50,843	21,862	28,981
	/ Choctaw #4	104	160,574	69,047	91,527
	/ Harrah #7	107	153,948	66,198	87,750
	/ Harrah #7	107FD1	73,718	31,699	42,019
	/ Harrah #7	107TF1D	0	0	0
	/ Jones #9	109	22,331	9,602	12,729

<i>School</i>	<i>Tax District</i>	<i>2010 SW Bell Valuation</i>	<i>SW Bell Protest Amount 43%</i>	<i>Unprotested Amount</i>	
	/ Jones #9	109FD1	3,231	1,389	1,842
Oklahoma City	/ Luther #3	203	109,267	46,985	62,282
Oklahoma City	/ Choctaw #4	204	97,096	41,751	55,345
Oklahoma City	/ Harrah #7	207	0	0	0
Oklahoma City	/ Jones #9	209	130,119	55,951	74,168
Choctaw	/ Jones #9	309	298	128	170
Edmond	/ Luther #3 - I89	403	51,160	21,999	29,161
Luther	/ Luther #3	503	249,763	107,398	142,365
Choctaw	/ Choctaw #4	504	94,977	40,840	54,137
Choctaw	/ Choctaw #4	504TF1D	0	0	0
Harrah	/ Harrah #7	507	477,337	205,255	272,082
Harrah	/ Harrah #7	507TF1D	0	0	0
Jones	/ Jones #9	509	9,550	4,107	5,444
Edmond	/ Luther #3	603	505	217	288
Edmond	/ Jones #9	609	16,150	6,945	9,206
Luther	/ Luther #3 - I89	703	0	0	0
Harrah	/ Choctaw #4	704	9,640	4,145	5,495
Nicoma Park	/ Choctaw #4	904	612,665	263,446	349,219

School Total		2,542,337	1,093,205	1,449,132
---------------------	--	------------------	------------------	------------------

Rose State College

	/ Mid-Del #52	052	20,391	8,768	11,623
Oklahoma City	/ Mid-Del #52	252	1,134,060	487,646	646,414
Midwest City	/ Mid-Del #52	552	2,774,646	1,193,098	1,581,548
Midwest City	/ Mid-Del #52	552TF1D	0	0	0
Midwest City	/ Oklahoma City #89	589	211,045	90,749	120,296
Midwest City	/ Choctaw #4	604	151,643	65,206	86,437
Del City	/ Mid-Del #52	652	1,684,468	724,321	960,147
Smith Village	/ Mid-Del #52	653	2,265	974	1,291
Midwest City	/ Crutcho #74	674	85,483	36,758	48,725
Del City	/ Crutcho #74	774	3,087	1,327	1,760
Forest Park	/ Mid-Del #52	852	37,928	16,309	21,619
Del City	/ Oklahoma City #89	901	22,851	9,826	13,025

School Total		6,127,867	2,634,983	3,492,884
---------------------	--	------------------	------------------	------------------

Okc Community College

	/ Western Heights #41	141	0	0	0
	/ Oklahoma City #89	189	0	0	0

<i>School</i>	<i>Tax District</i>	<i>2010 SW Bell Valuation</i>	<i>SW Bell Protest Amount 43%</i>	<i>Unprotested Amount</i>
Oklahoma City / Oklahoma City #89	300	6,793,943	2,921,395	3,872,548
Oklahoma City / Oklahoma City #89	300TF4D	0	0	0
Oklahoma City / Oklahoma City #89	300TF6D	0	0	0
Oklahoma City / Moore J.D. #2	302	320,003	137,601	182,402
Oklahoma City / Western Heights #41	341	1,234,587	530,872	703,715
Oklahoma City / Crooked Oak #53	353	48,290	20,765	27,525
Oklahoma City / Moore J.D. #2	402	0	0	0
Valley Brook / Oklahoma City #89	700	12,800	5,504	7,296
School Total		8,409,623	3,616,138	4,793,485
No Spec Dist				
Oklahoma City / Oakdale #29	029	0	0	0
Oklahoma City / Crutcho #74	074	8,375	3,601	4,774
Oklahoma City / Oakdale #29	229	180,273	77,517	102,756
Oklahoma City / Crutcho #74	274	33,679	14,482	19,197
School Total		222,327	95,601	126,726
Grand Total		73,001,574	31,390,677	41,610,897



Leonard Sullivan
Oklahoma County Assessor

320 Robert S. Kerr, #313
Oklahoma City, Oklahoma 73102

Wednesday, July 28, 2010

2010 SW Bell Protest By School

City	Tax District	2010 SW Bell Valuation	SW Bell Protest Amount 43%	Unprotested Amount	
Luther #3 - 189	/ Eastern Ok Co Tech Ctr #23	003	81,091	34,869	46,222
Edmond #12	/ Francis Tuttle Tech Ctr #21	012	0	0	0
Edmond #12	/ Francis Tuttle Tech Ctr #21	012FD2	47,287	20,333	26,954
Oakdale #29	/ No Spec Dist	029	0	0	0
Millwood #37	/ Francis Tuttle Tech Ctr #21	037	7,341	3,157	4,184
Western Heights #41	/ Francis Tuttle Tech Ctr #21	041	0	0	0
Mid-Del #52	/ Rose State College	052	20,391	8,768	11,623
Crooked Oak #53	/ Metro Tech Ctr #22	053	0	0	0
Crutcho #74	/ No Spec Dist	074	8,375	3,601	4,774
Oklahoma City #89	/ Metro Tech Ctr #22	089	182,815	78,610	104,205
Putnam City #1	/ Francis Tuttle Tech Ctr #21	101	6,406	2,755	3,651
Luther #3	/ Eastern Ok Co Tech Ctr #23	103	138,074	59,372	78,702
Luther #3	/ Eastern Ok Co Tech Ctr #23	103FD1	50,843	21,862	28,981
Choctaw #4	/ Eastern Ok Co Tech Ctr #23	104	160,574	69,047	91,527
Deer Creek #6	/ Francis Tuttle Tech Ctr #21	106	0	0	0
Deer Creek #6	/ Francis Tuttle Tech Ctr #21	106FD2	494,366	212,577	281,789
Harrah #7	/ Eastern Ok Co Tech Ctr #23	107	153,948	66,198	87,750
Harrah #7	/ Eastern Ok Co Tech Ctr #23	107FD1	73,718	31,699	42,019
Harrah #7	/ Eastern Ok Co Tech Ctr #23	107TF1D	0	0	0
Jones #9	/ Eastern Ok Co Tech Ctr #23	109	22,331	9,602	12,729
Jones #9	/ Eastern Ok Co Tech Ctr #23	109FD1	3,231	1,389	1,842
Edmond #12 - 189	/ Francis Tuttle Tech Ctr #21	112	189,538	81,501	108,037
Western Heights #41	/ Okc Community College	141	0	0	0
Oklahoma City #89	/ Okc Community College	189	0	0	0
Piedmont J.D. #22	/ Canadian Valley Tech Ctr. #6	322	0	0	0
Piedmont J.D. #22	/ Canadian Valley Tech Ctr. #6	322FD2	10,250	4,408	5,843
Mustang J.D. #69	/ Canadian Valley Tech Ctr. #6	369	0	0	0
McLoud J.D. #1	/ Gordon Cooper Tech Ctr. #5	401	104	45	59
Moore J.D. #2	/ Okc Community College	402	0	0	0
Moore J.D. #2	/ Moore Norman Tech Ctr #17	412	0	0	0
School Total			1,650,683	709,794	940,889

<i>City</i>	<i>Tax District</i>	<i>2010 SW Bell Valuation</i>	<i>SW Bell Protest Amount 43%</i>	<i>Unprotested Amount</i>	
Bethany					
Putnam City #1	/ Francis Tuttle Tech Ctr #21	581	3,514,884	1,511,400	2,003,484
Bethany #88	/ Canadian Valley Tech Ctr. #6	588	187,352	80,561	106,791
School Total			3,702,236	1,591,961	2,110,275
Choctaw					
Jones #9	/ Eastern Ok Co Tech Ctr #23	309	298	128	170
Oklahoma City #89	/ Metro Tech Ctr #22	489	593	255	338
Choctaw #4	/ Eastern Ok Co Tech Ctr #23	504	94,977	40,840	54,137
Choctaw #4	/ Eastern Ok Co Tech Ctr #23	504TF1D	0	0	0
School Total			95,868	41,223	54,645
Del City					
Mid-Del #52	/ Rose State College	652	1,684,468	724,321	960,147
Crutcho #74	/ Rose State College	774	3,087	1,327	1,760
Oklahoma City #89	/ Rose State College	901	22,851	9,826	13,025
School Total			1,710,406	735,475	974,931
Edmond					
Luther #3 - 189	/ Eastern Ok Co Tech Ctr #23	403	51,160	21,999	29,161
Edmond #12	/ Francis Tuttle Tech Ctr #21	512	6,002,034	2,580,875	3,421,159
Luther #3	/ Eastern Ok Co Tech Ctr #23	603	505	217	288
Deer Creek #6	/ Francis Tuttle Tech Ctr #21	606	54,082	23,255	30,827
Jones #9	/ Eastern Ok Co Tech Ctr #23	609	16,150	6,945	9,206
Edmond #12 - 189	/ Francis Tuttle Tech Ctr #21	612	126,359	54,334	72,025
School Total			6,250,290	2,687,625	3,562,665
Forest Park					
Millwood #37	/ Francis Tuttle Tech Ctr #21	837	1,589	683	906
Mid-Del #52	/ Rose State College	852	37,928	16,309	21,619
School Total			39,517	16,992	22,525
Harrah					
Harrah #7	/ Eastern Ok Co Tech Ctr #23	507	477,337	205,255	272,082
Harrah #7	/ Eastern Ok Co Tech Ctr #23	507TF1D	0	0	0
Choctaw #4	/ Eastern Ok Co Tech Ctr #23	704	9,640	4,145	5,495
School Total			486,977	209,400	277,577
Jones					
Jones #9	/ Eastern Ok Co Tech Ctr #23	509	9,550	4,107	5,444
School Total			9,550	4,107	5,444
Lake Aluma					
Millwood #37	/ Francis Tuttle Tech Ctr #21	637	0	0	0

<i>City</i>	<i>Tax District</i>	<i>2010 SW Bell Valuation</i>	<i>SW Bell Protest Amount 43%</i>	<i>Unprotested Amount</i>	
School Total		0	0	0	
Luther					
Luther #3	/ Eastern Ok Co Tech Ctr #23	503	249,763	107,398	142,365
Luther #3 - 189	/ Eastern Ok Co Tech Ctr #23	703	0	0	0
School Total		249,763	107,398	142,365	
Midwest City					
Mid-Del #52	/ Rose State College	552	2,774,646	1,193,098	1,581,548
Mid-Del #52	/ Rose State College	552TF1D	0	0	0
Oklahoma City #89	/ Rose State College	589	211,045	90,749	120,296
Choctaw #4	/ Rose State College	604	151,643	65,206	86,437
Crutcho #74	/ Rose State College	674	85,483	36,758	48,725
School Total		3,222,817	1,385,811	1,837,006	
Nichols Hills					
Oklahoma City #89	/ Metro Tech Ctr #22	500	221,271	95,147	126,124
School Total		221,271	95,147	126,124	
Nicoma Park					
Oklahoma City #89	/ Metro Tech Ctr #22	889	18,662	8,025	10,637
Choctaw #4	/ Eastern Ok Co Tech Ctr #23	904	612,665	263,446	349,219
School Total		631,327	271,471	359,856	
Oklahoma City					
Oklahoma City #89	/ Metro Tech Ctr #22	200	35,528,208	15,277,129	20,251,079
Oklahoma City #89	/ Metro Tech Ctr #22	200TF1D	0	0	0
Oklahoma City #89	/ Metro Tech Ctr #22	200TF2D	0	0	0
Oklahoma City #89	/ Metro Tech Ctr #22	200TF2I	0	0	0
Oklahoma City #89	/ Metro Tech Ctr #22	200TF4D	0	0	0
Oklahoma City #89	/ Metro Tech Ctr #22	200TF7D	0	0	0
Oklahoma City #89	/ Metro Tech Ctr #22	200TF8D	0	0	0
Luther #3	/ Eastern Ok Co Tech Ctr #23	203	109,267	46,985	62,282
Choctaw #4	/ Eastern Ok Co Tech Ctr #23	204	97,096	41,751	55,345
Deer Creek #6	/ Francis Tuttle Tech Ctr #21	206	371,465	159,730	211,735
Harrah #7	/ Eastern Ok Co Tech Ctr #23	207	0	0	0
Jones #9	/ Eastern Ok Co Tech Ctr #23	209	130,119	55,951	74,168
Edmond #12	/ Francis Tuttle Tech Ctr #21	212	1,569,243	674,774	894,469
Piedmont J.D. #22	/ Canadian Valley Tech Ctr. #26	222	39,021	16,779	22,242
Oakdale #29	/ No Spec Dist	229	180,273	77,517	102,756
Millwood #37	/ Francis Tuttle Tech Ctr #21	237	227,558	97,850	129,708
Mid-Del #52	/ Rose State College	252	1,134,060	487,646	646,414

<i>City</i>	<i>Tax District</i>	<i>2010 SW Bell Valuation</i>	<i>SW Bell Protest Amount 43%</i>	<i>Unprotested Amount</i>	
Crooked Oak #53	/ Metro Tech Ctr #22	253	192,428	82,744	109,684
Mustang J.D. #69	/ Canadian Valley Tech Ctr. #6	269	34,276	14,739	19,537
Crutch #74	/ No Spec Dist	274	33,679	14,482	19,197
Oklahoma City #89	/ Okc Community College	300	6,793,943	2,921,395	3,872,548
Oklahoma City #89	/ Okc Community College	300TF4D	0	0	0
Oklahoma City #89	/ Okc Community College	300TF6D	0	0	0
Moore J.D. #2	/ Okc Community College	302	320,003	137,601	182,402
Moore J.D. #2	/ Moore Norman Tech Ctr #17	312	0	0	0
Western Heights #41	/ Okc Community College	341	1,234,587	530,872	703,715
Crooked Oak #53	/ Okc Community College	353	48,290	20,765	27,525
McLoud J.D. #1	/ Gordon Cooper Tech Ctr. #5	411	0	0	0
Putnam City #1	/ Francis Tuttle Tech Ctr #21	501	5,214,595	2,242,276	2,972,319
Putnam City #1	/ Francis Tuttle Tech Ctr #21	501TF4D	0	0	0
Western Heights #41	/ Francis Tuttle Tech Ctr #21	541	532,789	229,099	303,690
Edmond #12 - 189	/ Francis Tuttle Tech Ctr #21	712	0	0	0
School Total			53,790,900	23,130,087	30,660,813
Smith Village					
Mid-Del #52	/ Rose State College	653	2,265	974	1,291
School Total			2,265	974	1,291
Spencer					
Oklahoma City #89	/ Metro Tech Ctr #22	989	367,421	157,991	209,430
School Total			367,421	157,991	209,430
The Village					
Oklahoma City #89	/ Metro Tech Ctr #22	627	246,535	106,010	140,525
Oklahoma City #89	/ Metro Tech Ctr #22	627TF1D	0	0	0
School Total			246,535	106,010	140,525
Valley Brook					
Oklahoma City #89	/ Okc Community College	700	12,800	5,504	7,296
School Total			12,800	5,504	7,296
Warr Acres					
Putnam City #1	/ Francis Tuttle Tech Ctr #21	601	240,045	103,219	136,826
School Total			240,045	103,219	136,826
Woodlawn Park					
Putnam City #1	/ Francis Tuttle Tech Ctr #21	701	70,903	30,488	40,415
School Total			70,903	30,488	40,415
Grand Total			73,001,574	31,390,677	41,610,897

**ASSESSED VALUATION
OF
OKLAHOMA COUNTY
FOR YEAR 2010**



ASSESSED VALUATION OF OKLAHOMA COUNTY FOR YEAR 2010

SCHOOL DISTRICTS	PERSONAL	PUBLIC SERVICE	REAL ESTATE	TOTAL VALUE	HOMESTEAD EXEMPTION	*VETERAN EXEMPTION	NET VALUE
PUTNAM CITY #1 LESS TIF	130,134,659	32,175,663	763,978,334	926,288,656	23,056,621	4,386,461	898,845,574
LUTHER #3	1,813,597	51,792,416	16,206,764	69,812,777	786,918	210,090	68,815,769
LUTHER #3 - I89	72,728	3,302,050	7,655,132	11,029,910	152,000	41,429	10,836,481
SUBTOTAL LUTHER #3	1,886,325	55,094,466	23,861,896	80,842,687	938,918	251,519	79,652,250
CHOCTAW #4 LESS TIF	4,641,281	8,791,287	164,191,776	177,624,344	6,691,596	3,695,385	167,237,363
DEER CREEK #6	11,587,996	9,115,838	187,075,612	207,779,446	2,835,000	604,168	204,340,278
HARRAH #7 LESS TIF	3,550,050	20,828,290	40,875,577	65,253,917	1,901,327	741,981	62,610,609
JONES #9	5,227,421	2,374,479	27,772,799	35,374,699	1,284,474	368,983	33,721,242
EDMOND #12	108,670,225	28,937,756	1,188,971,452	1,326,579,433	23,168,000	5,111,390	1,298,300,043
EDMOND #12 - I89	764,830	2,122,980	38,719,750	41,607,560	541,621	107,720	40,958,219
SUBTOTAL EDMOND #12	109,435,055	31,060,736	1,227,691,202	1,368,186,993	23,709,621	5,219,110	1,339,258,262
OAKDALE #29	7,538,928	1,430,775	58,523,668	67,493,371	571,000	85,748	66,836,623
MILLWOOD #37	11,787,286	1,935,840	24,199,885	37,923,011	909,775	322,727	36,690,509
WESTERN HEIGHTS #41	115,656,603	18,711,082	116,176,055	250,543,740	2,058,314	201,969	248,283,457
MID-DEL #52 LESS TIF	74,603,468	23,904,670	364,777,856	463,285,994	14,776,572	6,320,401	442,189,021
CROOKED OAK #53	24,266,122	6,600,940	17,282,351	48,149,413	329,120	9,181	47,811,112
CRUTCHO #74	4,122,835	2,933,240	5,774,241	12,830,316	175,699	37,903	12,616,714
BETHANY #88	823,310	1,411,282	11,694,897	13,929,489	465,000	60,656	13,403,833
OKLAHOMA CITY #89 LESS TIF	299,914,492	214,474,265	1,387,803,326	1,902,192,083	44,902,981	6,352,513	1,850,936,589
McLOUD #1	118,732	991,196	5,774,605	6,884,533	299,876	33,090	6,551,567
MOORE #2	7,402,553	3,760,347	64,165,544	75,328,444	2,170,000	806,851	72,351,593
PIEDMONT #22	272,982	1,197,068	26,709,579	28,179,629	705,000	357,173	27,117,456
MUSTANG #69	146,861	386,581	10,096,224	10,629,666	352,000	19,801	10,257,865
TOTAL SCHOOL DISTRICTS	813,116,959	437,178,045	4,528,425,427	5,778,720,431	128,132,894	29,875,620	5,620,711,917
SCHOOL INCREMENT							
OKC #89 TIF 1 INCREMENT	13,686,135	0	8,738,391	22,424,526	0	0	22,424,526
OKC #89 TIF 2 INCREMENT	15,756,859	0	49,439,791	65,196,650	37,269	0	65,159,381
OKC #89 TIF 4 INCREMENT	(135,900)	0	1,303,920	1,168,020	(604)	0	1,168,624
OKC #89 LAS ROSAS TIF 6 INCREMENT	0	0	163,351	163,351	6,000	0	157,351
OKC #89 OU HEALTH TIF 7 INCREMENT	26,270	0	(171,341)	(145,071)	43,858	759	(189,688)
OKC #89 DEVON TIF 8 INCREMENT	10,422	0	2,064,230	2,074,652	0	0	2,074,652
OKC #89 VILLAGE TIF 1 INCREMENT	43,887	0	380,811	424,698	0	0	424,698
PUTNAM CITY #1 TIF 4 INCREMENT	753,959	0	3,924,384	4,678,343	(3,000)	0	4,681,343
MID-DEL #52 TIF 1 INCREMENT	9,165,663	0	564,672	9,730,335	0	0	9,730,335
CHOCTAW #4 TIF 1 INCREMENT	401,471	0	(331,707)	69,764	22,000	0	47,764
HARRAH #7 TIF 1 INCREMENT	4	0	16,036	16,040	6,000	0	10,040
TOTAL TIF INCREMENTS	39,708,770	0	66,092,538	105,801,308	111,523	759	105,689,026
TOTAL ASSESSED VALUE	852,825,729	437,178,045	4,594,517,965	5,882,447,087	128,244,417	29,876,379	5,726,400,943

SPECIAL DISTRICTS	PERSONAL	PUBLIC SERVICE	REAL ESTATE	TOTAL VALUE	HOMESTEAD EXEMPTION	*VETERAN EXEMPTION	NET VALUE
GORDON COOPER TECH CTR #5	118,732	991,196	5,774,605	6,884,533	299,876	33,090	6,551,567
CANADIAN VALLEY TECH CTR #6	1,243,153	2,994,931	48,500,700	52,738,784	1,522,000	437,630	50,779,154
MOORE NORMAN TECH CTR #17	1,431,045	1,284,848	22,024,762	24,740,655	719,000	425,212	23,596,443
FRANCIS TUTTLE TECH CTR #21 LESS TIF	285,120,524	77,553,463	2,238,220,047	2,600,894,034	51,197,017	10,603,963	2,539,093,054
METRO TECH CTR #22 LESS TIF	216,865,233	158,885,063	1,070,496,130	1,446,246,426	29,765,930	4,444,239	1,412,036,257
EASTERN OK CO TECH CTR #23 LESS TIF's	14,950,971	85,720,943	204,499,582	305,171,496	8,871,633	3,747,286	292,552,577
ROSE STATE COLLEGE LESS TIF	82,017,161	30,019,006	457,056,538	569,092,705	18,655,464	8,228,805	542,208,436
OKLA. CITY COMM COLLEGE LESS TIF	203,210,720	77,643,817	422,381,716	703,236,253	16,481,253	1,852,143	684,902,857
NO SPECIAL DISTRICT	8,159,420	2,084,778	59,471,347	69,715,545	620,721	103,252	68,991,572
TOTAL SPECIAL DISTRICTS	813,116,959	437,178,045	4,528,425,427	5,778,720,431	128,132,894	29,875,620	5,620,711,917
SPECIAL DISTRICT INCREMENT							
METRO TECH #22 TIF 1 INCREMENT	13,686,135	0	8,738,391	22,424,526	0	0	22,424,526
METRO TECH #22 TIF 2 INCREMENT	15,756,859	0	49,439,791	65,196,650	37,269	0	65,159,381
METRO TECH #22 TIF 4 INCREMENT	0	0	10,305	10,305	(604)	0	10,909
METRO TECH #22 TIF 7 INCREMENT	26,270	0	(171,341)	(145,071)	43,858	759	(189,688)
METRO TECH #22 DEVON TIF 8 INCREMENT	10,422	0	2,064,230	2,074,652	0	0	2,074,652
METRO TECH #22 VILLAGE TIF 1 INCREMENT	43,887	0	380,811	424,698	0	0	424,698
FRANCIS TUTTLE #21 TIF 4 INCREMENT	753,959	0	3,924,384	4,678,343	(3,000)	0	4,681,343
OKC COMM COLLEGE TIF 4 INCREMENT	(135,900)	0	1,293,615	1,157,715	0	0	1,157,715
OKC COMM COLLEGE LAS ROSASA TIF 6 INCREMENT	0	0	163,351	163,351	6,000	0	157,351
ROSE STATE TIF 1 INCREMENT	9,165,663	0	564,672	9,730,335	0	0	9,730,335
EASTERN OK CO TECH CTR #23 TIFs 1 INCREMENT	401,475	0	(315,671)	85,804	28,000	0	57,804
TOTAL TIF INCREMENTS	39,708,770	0	66,092,538	105,801,308	111,523	759	105,689,026
TOTAL ASSESSED VALUE	852,825,729	437,178,045	4,594,517,965	5,884,521,739	128,244,417	29,876,379	5,726,400,943

ASSESSED VALUATION OF OKLAHOMA COUNTY FOR YEAR 2010

CITIES	PERSONAL	PUBLIC SERVICE	REAL ESTATE	TOTAL VALUE	HOMESTEAD EXEMPTION	*VETERAN EXEMPTION	NET VALUE
BETHANY	6,214,740	6,063,457	81,549,220	93,827,417	3,912,825	544,780	89,369,812
CHOCTAW LESS TIF	2,018,832	3,599,683	65,251,147	70,869,662	2,646,163	1,222,563	67,000,936
DEL CITY	12,082,516	4,885,834	81,717,517	98,685,867	4,651,683	1,217,257	92,816,927
EDMOND	54,574,055	17,970,444	732,683,282	805,227,781	15,637,420	2,802,516	786,787,845
FOREST PARK	715,469	260,724	8,882,297	9,858,490	339,000	307,027	9,212,463
HARRAH LESS TIF	1,019,904	1,957,174	24,385,300	27,362,378	1,077,965	472,389	25,812,024
JONES	1,467,456	634,472	9,745,215	11,847,143	527,545	143,565	11,176,033
LAKE ALUMA	64	2,851	2,334,289	2,337,204	27,000	0	2,310,204
LUTHER	1,036,766	49,515,587	4,593,003	55,145,356	227,097	32,472	54,885,787
MIDWEST CITY LESS TIF	27,856,671	13,374,321	252,013,094	293,244,086	10,453,302	4,574,709	278,216,075
NICHOLS HILLS	1,705,030	1,632,167	108,181,316	111,518,513	1,101,000	256,580	110,160,933
NICOMA PARK	982,882	1,440,407	8,812,222	11,235,511	521,276	208,118	10,506,117
OKLAHOMA CITY LESS TIF	673,572,226	297,580,089	2,888,104,848	3,859,257,163	77,501,737	15,886,185	3,765,869,241
SMITH VILLAGE	2,221	113,910	237,697	353,828	18,000	16,482	319,346
SPENCER	692,957	926,990	12,629,354	14,249,301	899,949	243,677	13,105,675
THE VILLAGE LESS TIF	5,094,979	1,313,020	58,364,425	64,772,424	2,334,000	324,382	62,114,042
VALLEY BROOK	175,130	83,110	1,385,345	1,643,585	110,384	3,379	1,529,822
WARR ACRES	9,607,440	1,907,053	50,194,765	61,709,258	2,031,000	322,137	59,356,121
WOODLAWN PARK	1,253,503	120,791	1,356,328	2,730,622	56,000	12,754	2,661,868
TOTAL CITIES	800,072,841	403,382,084	4,392,420,664	5,595,875,589	124,073,346	28,590,972	5,443,211,271
TOTAL TOWNSHIPS	13,044,118	33,795,961	136,004,763	182,844,842	4,059,548	1,284,648	177,500,646
TOTAL COUNTY COUNTY INCREMENT	813,116,959	437,178,045	4,528,425,427	5,778,720,431	128,132,894	29,875,620	5,620,711,917
<i>COUNTY OKC TIF 1 INCREMENT</i>	13,686,135	0	8,738,391	22,424,526	0	0	22,424,526
<i>COUNTY OKC TIF 2 INCREMENT</i>	15,756,859	0	49,439,791	65,196,650	37,269	0	65,159,381
<i>COUNTY OKC TIF 4 INCREMENT</i>	618,059	0	5,228,304	5,846,363	(3,604)	0	5,849,967
<i>COUNTY OKC TIF 6 INCREMENT</i>	0	0	163,351	163,351	6,000	0	157,351
<i>COUNTY OKC TIF 7 INCREMENT</i>	26,270	0	(171,341)	(145,071)	43,858	759	(189,688)
<i>COUNTY OKC TIF 8 INCREMENT</i>	10,422	0	2,064,230	2,074,652	0	0	2,074,652
<i>COUNTY VILLAGE TIF 1 INCREMENT</i>	43,887	0	380,811	424,698	0	0	424,698
<i>COUNTY MWC TIF 1 INCREMENT</i>	9,165,663	0	564,672	9,730,335	0	0	9,730,335
<i>COUNTY CHOCTAW TIF 1 INCREMENT</i>	401,471	0	(331,707)	69,764	22,000	0	47,764
<i>COUNTY HARRAH TIF 1 INCREMENT</i>	4	0	16,036	16,040	6,000	0	10,040
TOTAL TIF INCREMENTS	39,708,770	0	66,092,538	105,801,308	111,523	759	105,689,026
TOTAL ASSESSED VALUE	852,825,729	437,178,045	4,594,517,965	5,884,521,739	128,244,417	29,876,379	5,726,400,943

*Exemption on Homesteaded property for veterans classified as 100% disabled by the U.S. Department of Veterans Affairs or for their surviving spouse.

ASSESSED VALUATION OF OKLAHOMA COUNTY FOR YEAR 2010



OKLAHOMA CITY, OKLAHOMA
OKLAHOMA COUNTY
STATE OF OKLAHOMA

Total Valuation of Oklahoma County, CERTIFIED THIS 26th DAY OF July, 2010.




LEONARD SULLIVAN, COUNTY ASSESSOR
OKLAHOMA COUNTY, OKLAHOMA

SUBSCRIBED AND SWORN TO BEFORE ME THIS 26th DAY OF July, 2010



CAROLYNN CAUDILL, COUNTY CLERK
OKLAHOMA COUNTY, OKLAHOMA



LEONARD SULLIVAN
OKLAHOMA COUNTY ASSESSOR

320 ROBERT S. KERR, #313 • OKLAHOMA CITY, OKLAHOMA 73102
 (405) 713-1200 FAX (405) 713-1853 www.oklahomacounty.org/assessor

July 26, 2010

The Honorable Carolynn Caudill
 Oklahoma County Clerk
 County Office Building
 320 Robert S. Kerr Avenue
 Oklahoma City, OK 73102

This is to inform you on the 2010 Assessment Rolls the Hickory Hills Fire Protection District #1 and the Deer Creek Fire Protection District #2 contain the following:

Hickory Hills Fire District #1	<u>ASSESSED VALUATION</u>	<u>ASSESSED VALUATION</u>
REAL ESTATE	7,726,868	39,833,261
PERSONAL	191,147	1,704,310
PUBLIC SERVICE	<u>214,596</u>	<u>3,110,445</u>
TOTAL ASSESSED	8,132,611	44,648,016

I hope you find this information is satisfactory for your requirements.

Respectfully,

LEONARD SULLIVAN
 COUNTY ASSESSOR

MISSION STATEMENT

We dedicate ourselves to provide the citizens of Oklahoma County fair, equitable assessments. We will not compromise our integrity for personal gain or accommodation, but will faithfully apply policies and practices with honesty, reliability and respect. We are committed to a quality of service beyond the norm and to diligently safeguard the public trust.

ANNUAL ABSTRACT OF VALUATION AND ASSESSMENT FOR OKLAHOMA COUNTY, 2010

PERSONAL PROPERTY

Count	FAIR CASH VALUATION	Fractional Assessment % Applied	GROSS ASSESSED VALUATION
	\$452,239,840	0.137500 %	\$62,183,015
1. Manufacturing and Processing (Other than Oil and Gas)	\$18,203,769		\$2,503,017
2. Refineries, Gasoline Plants, Gathering, and Compression	\$326,369,107		\$44,875,753
3. Other Oil, Gas, and Mining Property	\$3,059,666,562		\$420,704,512
4. Business Inventories (Gross)	\$2,868,623,701		\$394,436,515
5. Business Furniture, Fixtures, and Equipment	\$50,793,319		\$6,981,527
6. Mfg. Homes on Land Owned by Others (# 5,333)	\$277,026,802		\$38,091,204
7. Imps on Leased Land and Leasehold Improvements	0		0
8. Livestock and Animals	\$16,259,219		\$2,235,707
9. Farm Tractors and Equipment	\$0		\$0
10. Household Equipment and Other Personal Property	\$7,069,182,319		\$972,011,250
11. Total Personal Property Valuation	\$963,727,887		\$132,512,584
12. Less Freeport Exemption (# 232)	\$6,105,454,432		\$839,498,666
13. Net Personal Valuation			\$13,530,403
14. Valuation Penalty			\$91,430
15. Less Veteran Exemption (# 364)			\$67,343
16. Less Head-of-Household Exemption (# 820)			\$44,567
17. Less Manufactured Homes on Leased Land Additional Exemption (# 49)			\$852,825,729
18. Net Assessed Locally, Valued Personal Property Subject to Tax			


REAL PROPERTY

TAXABLE FAIR CASH VALUATION	NUMBER	GROSS ASSESSED VALUATION
\$40,664,097	3,477	\$4,473,051
\$271,622,394	2,236	\$29,876,379

Manufactured Homes
Disabled Veterans Exemptions

Taxable Fair Cash Valuation		Fractional Assessment % Applied	Gross Assessed Valuation	
Real Estate	Improvements		Real Estate	Improvements
\$5,775,988,436	\$22,655,921,704	0.110000	\$635,253,846	\$2,492,038,322
\$235,500,139	\$793,399,162		\$25,901,561	\$87,270,829
\$2,658,518,170	\$9,381,635,452		\$292,429,031	\$1,031,972,392
\$12,970,603	\$43,212,096		\$1,426,661	\$4,753,225
\$8,655,594	\$53,346,686		\$951,682	\$5,867,929
\$33,857,619	\$117,541,852		\$3,723,368	\$12,929,119
	\$41,770,547,513			\$4,594,517,965
				\$120,633,170
				\$7,611,247
				\$29,876,379
				\$4,436,397,169
				\$5,289,222,898

- 19. Residential Urban
- 20. Residential Rural
- 21. Commercial/Industrial Urban
- 22. Commercial/Industrial Rural
- 23. Agricultural Urban
- 24. Agricultural Rural
- 25. SubTotal Real Estate and Improvements (Lines 19 through 24)
- 26. Less Homestead Exemptions (# 120,759)
- 27. Less Additional Homestead Exemptions (# 8,369)
- 28. Less Disabled Veterans Exemption (# 2,236)
- 29. Net Assessed Locally Valued Real Property Subject To Tax
- 30. TOTAL NET ASSESSED LOCALLY VALUED PROPERTY SUBJECT TO TAX (Line 18 + Line 29 = Line 30)



ABSTRACT PERSONAL PROPERTY DEFINITIONS

1. **Manufacturing and Processing:** Personal property used in traditional manufacturing industries. Oil and Gas production, petroleum processing or mining assets should not be included.
2. **Refineries, Gasoline Plants, Gathering and Compression:** Hydrocarbon industry related property used specifically in the gathering and/or compression of product, refining or the development of a finished product for consumption by an end user. Oil and Gas production, petroleum processing or mining assets should not be included.
3. **Other Oil, Gas and Mining Property:** All other hydrocarbon industry related personal property not included in lines 1 or 2. Includes tank farms and other such storage facilities and related equipment. Also includes any personal property used in mining of other minerals. Traditional manufacturing and processing personal property should not be included.
4. **Business Inventories (gross):** Would be inclusive of Freeport inventory, defined as that property carried as product for the consumer and inclusive of any percentage completed of work in progress.
5. **Business Furniture, Fixtures and Equipment:** Property used by the business in everyday operations. Should include all other operational property not reported on line items 1 through 4.
6. **Manufactured Homes on Land owned by others.**
7. **Improvements on Leased Land and Leasehold Improvements:** Capital improvements on property owned by others.
8. **Livestock and Animals:** All types.
9. **Farm Tractors and Equipment:** All types of farm tractors and related equipment.
10. **Household Equipment and Other Personal Property:** All household personal property, zero if abolished (Article 10, Section 8a. Oklahoma Constitution).

NOTICE: ANY INQUIRIES REGARDING THIS FORM SHOULD BE MADE TO THE OKLAHOMA TAX COMMISSION.

I do hereby certify that this abstract is a true and correct statement of all property valued and assessed for taxation as fixed by the County Board of Equalization and shown by the records in my office this 7th day of June, 20 10.

[Signature] County Assessor

Oklahoma County, Oklahoma

I do hereby certify that this abstract is a true and correct statement of all property valued and assessed for taxation as fixed by the State Board of Equalization and subscribe my name and affix the seal of my office this 21 day of June, 20 10.

(Seal)

[Signature] State Auditor and Inspector

ANNUAL REPORT OF HOMESTEAD EXEMPTION

As fixed by the County Board of Equalization

State of Oklahoma, Oklahoma County

I, the undersigned County Assessor, do hereby certify that the following is a true and correct report of all the Homesteads exempt from taxation in the county of Oklahoma, for the year 2010. As fixed by the County Board of Equalization and shown by the records in my office.

Classification of Homesteads	Number of Homesteads	Number of Acres or Lots Allowed Exemption	Assessed Valuation of Homesteads before Exemption	Amount of Exemptions Allowed	Assessed Valuation of Homesteads Less Exemptions Allowed
Rural (Base)	3,874 ⁽¹⁾	30,949 acres		\$ 3,864,974 ⁽²⁾	
Rural (Additional)	144 ⁽³⁾	1,951 lots	\$ 72,218,791	\$ 137,574 ⁽⁴⁾	\$ 68,216,243
Urban (Base)	116,885 ⁽⁵⁾	28,563 acres		\$ 116,768,196 ⁽⁶⁾	
Urban (Additional)	8,225 ⁽⁷⁾	109,656 lots	\$ 1,776,469,662	\$ 7,473,673 ⁽⁸⁾	\$ 1,652,227,793
Total (Base)	120,759	59,512 acres			
Total (Additional)	8,369	111,607 lots	\$ 1,848,688,453	\$ 128,244,417	\$ 1,720,444,036

The number and total assessed valuation of regular and additional homestead exemptions allowed in each school district in the county is as follows:

Rural					Urban				
School District	Number of Base Homestead	Amount of Base Homestead	Number of Additional Homestead	Amount of Additional Homestead	School District	Number of Base Homestead	Amount of Base Homestead	Number of Additional Homestead	Amount of Additional Homestead
Putnam City #1	5	5,000	0	0	Putnam City #1	22,009	22,009,000	1,040	1,039,621
Luther #3	394	392,821	14	14,000	Luther #3	356	354,831	28	25,266
Luther #3 - I89	126	126,000	8	8,000	Luther #3 - I89	17	17,000	1	1,000
Choctaw #4	725	725,000	27	25,908	Choctaw #4	5,705	5,703,943	263	258,745
Deer Creek #6	906	906,000	5	5,000	Deer Creek #6	1,910	1,910,000	14	14,000
Harrah #7	944	943,554	45	43,163	Harrah #7	884	882,367	40	38,243
Jones #9	191	191,000	8	8,000	Jones #9	1,001	1,000,188	86	85,286
Edmond #12	239	239,000	1	1,000	Edmond #12	22,497	22,497,000	431	431,000
Edmond #12 - I89	126	125,599	12	10,602	Edmond #12 - I89	399	398,533	8	6,887
Oakdale #29	3	3,000	1	1,000	Oakdale #29	566	566,000	1	1,000
Millwood #37	1	1,000	0	0	Millwood #37	825	825,000	85	83,775
Western Heights #41	5	5,000	0	0	Western Heights #41	1,901	1,900,463	154	152,851
Mid-Del #52	48	48,000	3	3,000	Mid-Del #52	13,679	13,677,870	1,058	1,047,702
Crooked Oak #53	0	0	0	0	Crooked Oak #53	294	290,883	69	38,237
Crutcho #74	49	42,000	8	7,721	Crutcho #74	122	119,978	7	6,000
Bethany #88	0	0	0	0	Bethany #88	416	416,000	49	49,000
Oklahoma City #89	78	78,000	8	7,161	Oklahoma City #89	40,942	40,837,140	4,762	4,067,203
McLoud J.D. #1	34	34,000	4	3,019	McLoud J.D. #1	248	248,000	16	14,857
Moore J.D. #2	0	0	0	0	Moore J.D. #2	2,070	2,070,000	100	100,000
Piedmont J.D. #22	0	0	0	0	Piedmont J.D. #22	701	701,000	4	4,000
Mustang J.D. #69	0	0	0	0	Mustang J.D. #69	343	343,000	9	9,000
Totals	3,874	\$ 3,864,974	144	\$ 137,574	Totals	116,885	\$116,768,196	8,225	\$ 7,473,673

In testimony whereof, I hereby subscribe my name this 7th Day of June, 2010.
 County Assessor *Leanne A. Smith* Date June 7, 2010 County Oklahoma

County Oklahoma County

RECEIVED
JUN 08 2010

Rural					Urban				
School District	Number of Base Homestead	Amount of Base Homestead	Number of Additional Homestead	Amount of Additional Homestead	School District	Number of Base Homestead	Amount of Base Homestead	Number of Additional Homestead	Amount of Additional Homestead
		\$		\$			\$		
Totals		\$		\$			\$		\$
	(1)	(2)	(3)	(4)		(5)	(6)	(7)	(8)

Disabled Veterans Exemption Only

Pursuant to Article 10, Section 8E, Oklahoma Constitution:

Total Number of Disabled Veteran Exemptions..... 2,236

Total Gross Assessed Valuation Before Exemption 29,876,379

NOTE: The number of Disabled Veteran Exemptions should not be included in the base homestead amount.



Leonard Sullivan
Oklahoma County Assessor

Monday, July 26, 2010

320 Robert S. Kerr, #313
Oklahoma City, Oklahoma 73102

2010 RealWare Certification By School

School	Tax District	Personal	Public Service	Real Estate	Total Valuation	Homestead	DAV Exemption	Net Valuation
Putnam City #1								
/ Francis Tuttle Tech Ctr #21	101	47,432	284,303	556,933	888,668	5,000	0	883,668
Oklahoma Cit / Francis Tuttle Tech Ctr #21	501	113,601,929	25,211,341	640,548,358	779,361,628	17,509,796	3,567,446	758,284,386
Oklahoma Cit / Francis Tuttle Tech Ctr #21	501TF4D	986,884	0	5,392,011	6,378,895	4,000	0	6,374,895
Bethany / Francis Tuttle Tech Ctr #21	581	5,391,430	4,652,175	69,854,323	79,897,928	3,447,825	484,124	75,965,979
Warr Acres / Francis Tuttle Tech Ctr #21	601	9,607,440	1,907,053	50,194,765	61,709,258	2,031,000	322,137	59,356,121
Woodlawn Par / Francis Tuttle Tech Ctr #21	701	1,253,503	120,791	1,356,328	2,730,622	56,000	12,754	2,661,868
School Total		130,888,618	32,175,663	767,902,718	930,966,999	23,053,621	4,386,461	903,526,917
Luther #3								
/ Eastern Ok Co Tech Ctr #23	103	608,080	1,832,764	6,726,207	9,167,051	274,177	69,636	8,823,238
/ Eastern Ok Co Tech Ctr #23	103FD1	84,911	86,717	2,004,936	2,176,564	132,644	21,405	2,022,515
Oklahoma Cit / Eastern Ok Co Tech Ctr #23	203	86,724	370,765	3,264,352	3,721,841	154,000	86,577	3,481,264
Luther / Eastern Ok Co Tech Ctr #23	503	1,033,494	49,501,659	4,025,759	54,560,912	221,097	32,472	54,307,343
Edmond / Eastern Ok Co Tech Ctr #23	603	388	511	185,510	186,409	5,000	0	181,409
School Total		1,813,597	51,792,416	16,206,764	69,812,777	786,918	210,090	68,815,769
Luther #3 - I89								
/ Eastern Ok Co Tech Ctr #23	003	48,660	891,262	6,750,883	7,690,805	134,000	41,429	7,515,376
Edmond / Eastern Ok Co Tech Ctr #23	403	20,796	2,396,860	337,005	2,754,661	12,000	0	2,742,661
Luther / Eastern Ok Co Tech Ctr #23	703	3,272	13,928	567,244	584,444	6,000	0	578,444
School Total		72,728	3,302,050	7,655,132	11,029,910	152,000	41,429	10,836,481
Choctaw #4								
/ Eastern Ok Co Tech Ctr #23	104	748,751	1,536,552	16,430,220	18,715,523	750,908	437,100	17,527,515
Oklahoma Cit / Eastern Ok Co Tech Ctr #23	204	645,378	1,072,588	17,907,352	19,625,318	701,556	358,107	18,565,655
Choctaw / Eastern Ok Co Tech Ctr #23	504	1,380,957	3,286,572	60,913,697	65,581,226	2,530,163	1,163,453	61,887,610
Choctaw / Eastern Ok Co Tech Ctr #23	504TF1D	1,002,029	0	2,316,354	3,318,383	22,000	0	3,296,383
Midwest City / Rose State College	604	354,106	1,367,579	52,202,466	53,924,151	1,944,682	1,310,582	50,668,887
Harrah / Eastern Ok Co Tech Ctr #23	704	49,461	344,356	6,018,266	6,412,083	306,171	224,140	5,881,772
Nicoma Park / Eastern Ok Co Tech Ctr #23	904	862,070	1,183,640	8,071,714	10,117,424	458,116	202,003	9,457,305
School Total		5,042,752	8,791,287	163,860,069	177,694,108	6,713,596	3,695,385	167,285,127
Deer Creek #6								
/ Francis Tuttle Tech Ctr #21	106	243,415	813,732	17,813,682	18,870,829	354,000	22,257	18,494,572
/ Francis Tuttle Tech Ctr #21	106FD2	1,693,402	2,739,687	33,812,067	38,245,156	557,000	128,061	37,560,095

<i>School</i>	<i>Tax District</i>	<i>Personal</i>	<i>Public Service</i>	<i>Real Estate</i>	<i>Total Valuation</i>	<i>Homestead</i>	<i>DAV Exemption</i>	<i>Net Valuation</i>
Oklahoma Cit / Francis Tuttle Tech Ctr #21	206	9,627,908	5,314,204	124,016,810	138,958,922	1,706,000	412,904	136,840,018
Edmond / Francis Tuttle Tech Ctr #21	606	23,271	248,215	11,433,053	11,704,539	218,000	40,946	11,445,593
School Total		11,587,996	9,115,838	187,075,612	207,779,446	2,835,000	604,168	204,340,278
Harrah #7								
/ Eastern Ok Co Tech Ctr #23	107	2,449,603	18,806,847	14,722,586	35,979,036	717,717	381,693	34,879,626
/ Eastern Ok Co Tech Ctr #23	107FD1	96,365	85,823	4,555,366	4,737,554	269,000	34,223	4,434,331
/ Eastern Ok Co Tech Ctr #23	107TF1D	0	0	2,325	2,325	0	0	2,325
Oklahoma Cit / Eastern Ok Co Tech Ctr #23	207	33,639	322,802	3,228,266	3,584,707	142,816	77,816	3,364,075
Harrah / Eastern Ok Co Tech Ctr #23	507	970,443	1,612,818	18,171,099	20,754,360	771,794	248,249	19,734,317
Harrah / Eastern Ok Co Tech Ctr #23	507TF1D	4	0	211,971	211,975	6,000	0	205,975
School Total		3,550,054	20,828,290	40,891,613	65,269,957	1,907,327	741,981	62,620,649
Jones #9								
/ Eastern Ok Co Tech Ctr #23	109	2,956,664	576,326	4,064,030	7,597,020	133,000	17,343	7,446,677
/ Eastern Ok Co Tech Ctr #23	109FD1	9,871	42,056	1,166,566	1,218,493	66,000	24,030	1,128,463
Oklahoma Cit / Eastern Ok Co Tech Ctr #23	209	774,309	995,709	10,022,653	11,792,671	433,929	115,408	11,243,334
Choctaw / Eastern Ok Co Tech Ctr #23	309	17,448	101,418	1,555,460	1,674,326	104,000	59,110	1,511,216
Jones / Eastern Ok Co Tech Ctr #23	509	1,467,456	634,472	9,745,215	11,847,143	527,545	143,565	11,176,033
Edmond / Eastern Ok Co Tech Ctr #23	609	1,673	24,498	1,218,875	1,245,046	20,000	9,527	1,215,519
School Total		5,227,421	2,374,479	27,772,799	35,374,699	1,284,474	368,983	33,721,242
Edmond #12								
/ Francis Tuttle Tech Ctr #21	012	538,886	994,407	7,143,799	8,677,092	166,000	41,473	8,469,619
/ Francis Tuttle Tech Ctr #21	012FD2	8,135	119,886	3,680,133	3,808,154	74,000	23,295	3,710,859
Oklahoma Cit / Francis Tuttle Tech Ctr #21	212	54,134,780	13,350,900	487,930,563	555,416,243	7,901,000	2,347,858	545,167,385
Edmond / Francis Tuttle Tech Ctr #21	512	53,988,424	14,472,563	690,216,957	758,677,944	15,027,000	2,698,764	740,952,180
School Total		108,670,225	28,937,756	1,188,971,452	1,326,579,433	23,168,000	5,111,390	1,298,300,043
Edmond #12 - I89								
/ Francis Tuttle Tech Ctr #21	112	208,482	1,295,183	7,651,524	9,155,189	136,201	16,451	9,002,537
Edmond / Francis Tuttle Tech Ctr #21	612	539,503	827,797	29,291,882	30,659,182	355,420	53,279	30,250,483
Oklahoma Cit / Francis Tuttle Tech Ctr #21	712	16,845	0	1,776,344	1,793,189	50,000	37,990	1,705,199
School Total		764,830	2,122,980	38,719,750	41,607,560	541,621	107,720	40,958,219
Oakdale #29								
/ No Spec Dist	029	0	0	218,031	218,031	4,000	0	214,031
Oklahoma Cit / No Spec Dist	229	7,538,928	1,430,775	58,305,637	67,275,340	567,000	85,748	66,622,592
School Total		7,538,928	1,430,775	58,523,668	67,493,371	571,000	85,748	66,836,623
Millwood #37								
/ Francis Tuttle Tech Ctr #21	037	8,052	44,569	75,662	128,283	1,000	0	127,283
Oklahoma Cit / Francis Tuttle Tech Ctr #21	237	11,240,068	1,861,398	20,855,705	33,957,171	854,775	322,727	32,779,669

<i>School</i>	<i>Tax District</i>	<i>Personal</i>	<i>Public Service</i>	<i>Real Estate</i>	<i>Total Valuation</i>	<i>Homestead</i>	<i>DAV Exemption</i>	<i>Net Valuation</i>
Lake Aluma / Francis Tuttle Tech Ctr #21	637	64	2,851	2,334,289	2,337,204	27,000	0	2,310,204
Forest Park / Francis Tuttle Tech Ctr #21	837	539,102	27,022	934,229	1,500,353	27,000	0	1,473,353
School Total		11,787,286	1,935,840	24,199,885	37,923,011	909,775	322,727	36,690,509
Western Heights #4								
/ Francis Tuttle Tech Ctr #21	041	0	0	2,006	2,006	0	0	2,006
/ Okc Community College	141	0	0	167,657	167,657	5,000	0	162,657
Oklahoma Cit / Okc Community College	341	93,481,075	15,445,696	80,733,384	189,660,155	1,367,314	130,472	188,162,369
Oklahoma Cit / Francis Tuttle Tech Ctr #21	541	22,175,528	3,265,386	35,273,008	60,713,922	686,000	71,497	59,956,425
School Total		115,656,603	18,711,082	116,176,055	250,543,740	2,058,314	201,969	248,283,457
Mid-Del #52								
/ Rose State College	052	417,972	492,816	1,187,139	2,097,927	51,000	5,106	2,041,821
Oklahoma Cit / Rose State College	252	41,481,414	10,918,423	113,953,023	166,352,860	3,169,479	2,108,224	161,075,157
Midwest City / Rose State College	552	24,490,670	7,820,709	164,324,965	196,636,344	6,806,410	2,745,176	187,084,758
Midwest City / Rose State College	552TF1D	9,274,879	0	955,569	10,230,448	0	0	10,230,448
Del City / Rose State College	652	7,925,608	4,325,110	76,736,067	88,986,785	4,419,683	1,138,386	83,428,716
Smith Village / Rose State College	653	2,221	113,910	237,697	353,828	18,000	16,482	319,346
Forest Park / Rose State College	852	176,367	233,702	7,948,068	8,358,137	312,000	307,027	7,739,110
School Total		83,769,131	23,904,670	365,342,528	473,016,329	14,776,572	6,320,401	451,919,356
Crooked Oak #53								
/ Metro Tech Ctr #22	053	0	0	0	0	0	0	0
Oklahoma Cit / Metro Tech Ctr #22	253	13,932,926	2,184,543	12,840,641	28,958,110	106,017	639	28,851,454
Oklahoma Cit / Okc Community College	353	10,333,196	4,416,397	4,441,710	19,191,303	223,103	8,542	18,959,658
School Total		24,266,122	6,600,940	17,282,351	48,149,413	329,120	9,181	47,811,112
Crutcho #74								
/ No Spec Dist	074	321,337	424,497	793,214	1,539,048	49,721	17,504	1,471,823
Oklahoma Cit / No Spec Dist	274	299,155	229,506	154,465	683,126	0	0	683,126
Midwest City / Rose State College	674	686,487	1,909,182	4,660,334	7,256,003	125,978	20,399	7,109,626
Del City / Rose State College	774	2,815,856	370,055	166,228	3,352,139	0	0	3,352,139
School Total		4,122,835	2,933,240	5,774,241	12,830,316	175,699	37,903	12,616,714
Bethany #88								
Bethany / Canadian Valley Tech Ctr. #6	588	823,310	1,411,282	11,694,897	13,929,489	465,000	60,656	13,403,833
School Total		823,310	1,411,282	11,694,897	13,929,489	465,000	60,656	13,403,833
Oklahoma City #89								
/ Metro Tech Ctr #22	089	185,305	1,949,514	1,908,671	4,043,490	85,161	3,642	3,954,687
/ Okc Community College	189	2,287,844	85,551	1,626,081	3,999,476	0	0	3,999,476
Oklahoma Cit / Metro Tech Ctr #22	200	165,578,612	150,410,369	824,646,674	1,140,635,655	25,118,620	3,609,204	1,111,907,831
Oklahoma Cit / Metro Tech Ctr #22	200TF1D	19,418,997	0	14,080,832	33,499,829	1,000	0	33,498,829

<i>School</i>	<i>Tax District</i>	<i>Personal</i>	<i>Public Service</i>	<i>Real Estate</i>	<i>Total Valuation</i>	<i>Homestead</i>	<i>DAV Exemption</i>	<i>Net Valuation</i>
Oklahoma Cit / Metro Tech Ctr #22	200TF2D	8,608,254	0	23,803,234	32,411,488	18,000	0	32,393,488
Oklahoma Cit / Metro Tech Ctr #22	200TF2I	30,950,486	0	70,678,671	101,629,157	63,000	0	101,566,157
Oklahoma Cit / Metro Tech Ctr #22	200TF4D	0	0	20,750	20,750	688	0	20,062
Oklahoma Cit / Metro Tech Ctr #22	200TF7D	26,270	0	484,271	510,541	43,858	759	465,924
Oklahoma Cit / Metro Tech Ctr #22	200TF8D	10,422	0	2,064,230	2,074,652	0	0	2,074,652
Oklahoma Cit / Okc Community College	300	90,669,741	55,137,564	291,379,055	437,186,360	13,320,452	1,328,111	422,537,797
Oklahoma Cit / Okc Community College	300TF4D	156,326	0	1,739,510	1,895,836	4,000	0	1,891,836
Oklahoma Cit / Okc Community College	300TF6D	0	0	225,158	225,158	6,000	0	219,158
Choctaw / Metro Tech Ctr #22	489	19,869	211,693	133,929	365,491	12,000	0	353,491
Nichols Hills / Metro Tech Ctr #22	500	1,705,030	1,632,167	108,181,316	111,518,513	1,101,000	256,580	110,160,933
Midwest City / Rose State College	589	2,216,192	2,276,851	30,434,432	34,927,475	1,576,232	498,552	32,852,691
The Village / Metro Tech Ctr #22	627	5,060,953	1,313,020	57,365,003	63,738,976	2,334,000	324,382	61,080,594
The Village / Metro Tech Ctr #22	627TF1D	77,913	0	1,380,233	1,458,146	0	0	1,458,146
Valley Brook / Okc Community College	700	175,130	83,110	1,385,345	1,643,585	110,384	3,379	1,529,822
Nicoma Park / Metro Tech Ctr #22	889	120,812	256,767	740,508	1,118,087	63,160	6,115	1,048,812
Del City / Rose State College	901	1,341,052	190,669	4,815,222	6,346,943	232,000	78,871	6,036,072
Spencer / Metro Tech Ctr #22	989	692,957	926,990	12,629,354	14,249,301	899,949	243,677	13,105,675
School Total		329,302,165	214,474,265	1,449,722,479	1,993,498,909	44,989,504	6,353,272	1,942,156,133
McLoud J.D. #1								
/ Gordon Cooper Tech Ctr. #5	401	20,372	442,104	466,912	929,388	37,019	0	892,369
Oklahoma Cit / Gordon Cooper Tech Ctr. #5	411	98,360	549,092	5,307,693	5,955,145	262,857	33,090	5,659,198
School Total		118,732	991,196	5,774,605	6,884,533	299,876	33,090	6,551,567
Moore J.D. #2								
Oklahoma Cit / Okc Community College	302	5,971,508	2,475,499	42,114,150	50,561,157	1,451,000	381,639	48,728,518
Oklahoma Cit / Moore Norman Tech Ctr #17	312	1,431,045	1,284,848	22,020,250	24,736,143	719,000	425,212	23,591,931
/ Okc Community College	402	0	0	26,632	26,632	0	0	26,632
/ Moore Norman Tech Ctr #17	412	0	0	4,512	4,512	0	0	4,512
School Total		7,402,553	3,760,347	64,165,544	75,328,444	2,170,000	806,851	72,351,593
Piedmont J.D. #22								
Oklahoma Cit / Canadian Valley Tech Ctr. #6	222	212,403	946,196	24,274,671	25,433,270	648,000	357,173	24,428,097
/ Canadian Valley Tech Ctr. #6	322	57,806	0	93,847	151,653	1,000	0	150,653
/ Canadian Valley Tech Ctr. #6	322FD2	2,773	250,872	2,341,061	2,594,706	56,000	0	2,538,706
School Total		272,982	1,197,068	26,709,579	28,179,629	705,000	357,173	27,117,456
Mustang J.D. #69								
Oklahoma Cit / Canadian Valley Tech Ctr. #6	269	146,861	386,088	10,084,143	10,617,092	352,000	19,801	10,245,291
/ Canadian Valley Tech Ctr. #6	369	0	493	12,081	12,574	0	0	12,574

<i>School</i>	<i>Tax District</i>	<i>Personal</i>	<i>Public Service</i>	<i>Real Estate</i>	<i>Total Valuation</i>	<i>Homestead</i>	<i>DAV Exemption</i>	<i>Net Valuation</i>
School Total		146,861	386,581	10,096,224	10,629,666	352,000	19,801	10,257,865
Grand Total		852,825,729	437,178,045	4,594,517,965	5,884,521,739	128,244,417	29,876,379	5,726,400,943



2010 RealWare Certification By Vo Tech

<i>Vo Tech</i>	<i>Tax District</i>	<i>Personal</i>	<i>Public Service</i>	<i>Real Estate</i>	<i>Total Valuation</i>	<i>Homestead</i>	<i>DAV Exemption</i>	<i>Net Valuation</i>
Gordon Cooper Tech Ctr. #5								
/ Gordon Cooper Tech Ctr. #5	401	20,372	442,104	466,912	929,388	37,019	0	892,369
Oklahoma City / Gordon Cooper Tech Ctr. #5	411	98,360	549,092	5,307,693	5,955,145	262,857	33,090	5,659,198
Vo Tech Total		118,732	991,196	5,774,605	6,884,533	299,876	33,090	6,551,567
Canadian Valley Tech Ctr. #6								
Oklahoma City / Canadian Valley Tech Ctr. #6	222	212,403	946,196	24,274,671	25,433,270	648,000	357,173	24,428,097
Oklahoma City / Canadian Valley Tech Ctr. #6	269	146,861	386,088	10,084,143	10,617,092	352,000	19,801	10,245,291
/ Canadian Valley Tech Ctr. #6	322	57,806	0	93,847	151,653	1,000	0	150,653
/ Canadian Valley Tech Ctr. #6	322FD2	2,773	250,872	2,341,061	2,594,706	56,000	0	2,538,706
/ Canadian Valley Tech Ctr. #6	369	0	493	12,081	12,574	0	0	12,574
Bethany / Canadian Valley Tech Ctr. #6	588	823,310	1,411,282	11,694,897	13,929,489	465,000	60,656	13,403,833
Vo Tech Total		1,243,153	2,994,931	48,500,700	52,738,784	1,522,000	437,630	50,779,154
Moore Norman Tech Ctr #17								
Oklahoma City / Moore Norman Tech Ctr #17	312	1,431,045	1,284,848	22,020,250	24,736,143	719,000	425,212	23,591,931
/ Moore Norman Tech Ctr #17	412	0	0	4,512	4,512	0	0	4,512
Vo Tech Total		1,431,045	1,284,848	22,024,762	24,740,655	719,000	425,212	23,596,443
Francis Tuttle Tech Ctr #21								
/ Francis Tuttle Tech Ctr #21	012	538,886	994,407	7,143,799	8,677,092	166,000	41,473	8,469,619
/ Francis Tuttle Tech Ctr #21	012FD2	8,135	119,886	3,680,133	3,808,154	74,000	23,295	3,710,859
/ Francis Tuttle Tech Ctr #21	037	8,052	44,569	75,662	128,283	1,000	0	127,283
/ Francis Tuttle Tech Ctr #21	041	0	0	2,006	2,006	0	0	2,006
/ Francis Tuttle Tech Ctr #21	101	47,432	284,303	556,933	888,668	5,000	0	883,668
/ Francis Tuttle Tech Ctr #21	106	243,415	813,732	17,813,682	18,870,829	354,000	22,257	18,494,572
/ Francis Tuttle Tech Ctr #21	106FD2	1,693,402	2,739,687	33,812,067	38,245,156	557,000	128,061	37,560,095
/ Francis Tuttle Tech Ctr #21	112	208,482	1,295,183	7,651,524	9,155,189	136,201	16,451	9,002,537
Oklahoma City / Francis Tuttle Tech Ctr #21	206	9,627,908	5,314,204	124,016,810	138,958,922	1,706,000	412,904	136,840,018
Oklahoma City / Francis Tuttle Tech Ctr #21	212	54,134,780	13,350,900	487,930,563	555,416,243	7,901,000	2,347,858	545,167,385
Oklahoma City / Francis Tuttle Tech Ctr #21	237	11,240,068	1,861,398	20,855,705	33,957,171	854,775	322,727	32,779,669
Oklahoma City / Francis Tuttle Tech Ctr #21	501	113,601,929	25,211,341	640,548,358	779,361,628	17,509,796	3,567,446	758,284,386
Oklahoma City / Francis Tuttle Tech Ctr #21	501TF4D	986,884	0	5,392,011	6,378,895	4,000	0	6,374,895
Edmond / Francis Tuttle Tech Ctr #21	512	53,988,424	14,472,563	690,216,957	758,677,944	15,027,000	2,698,764	740,952,180
Oklahoma City / Francis Tuttle Tech Ctr #21	541	22,175,528	3,265,386	35,273,008	60,713,922	686,000	71,497	59,956,425
Bethany / Francis Tuttle Tech Ctr #21	581	5,391,430	4,652,175	69,854,323	79,897,928	3,447,825	484,124	75,965,979

<i>Vo Tech</i>	<i>Tax District</i>	<i>Personal</i>	<i>Public Service</i>	<i>Real Estate</i>	<i>Total Valuation</i>	<i>Homestead</i>	<i>DAV Exemption</i>	<i>Net Valuation</i>
Warr Acres / Francis Tuttle Tech Ctr #21	601	9,607,440	1,907,053	50,194,765	61,709,258	2,031,000	322,137	59,356,121
Edmond / Francis Tuttle Tech Ctr #21	606	23,271	248,215	11,433,053	11,704,539	218,000	40,946	11,445,593
Edmond / Francis Tuttle Tech Ctr #21	612	539,503	827,797	29,291,882	30,659,182	355,420	53,279	30,250,483
Lake Aluma / Francis Tuttle Tech Ctr #21	637	64	2,851	2,334,289	2,337,204	27,000	0	2,310,204
Woodlawn Par / Francis Tuttle Tech Ctr #21	701	1,253,503	120,791	1,356,328	2,730,622	56,000	12,754	2,661,868
Oklahoma City / Francis Tuttle Tech Ctr #21	712	16,845	0	1,776,344	1,793,189	50,000	37,990	1,705,199
Forest Park / Francis Tuttle Tech Ctr #21	837	539,102	27,022	934,229	1,500,353	27,000	0	1,473,353
Vo Tech Total		285,874,483	77,553,463	2,242,144,431	2,605,572,377	51,194,017	10,603,963	2,543,774,397

Metro Tech Ctr #22

/ Metro Tech Ctr #22	053	0	0	0	0	0	0	0
/ Metro Tech Ctr #22	089	185,305	1,949,514	1,908,671	4,043,490	85,161	3,642	3,954,687
Oklahoma City / Metro Tech Ctr #22	200	165,578,612	150,410,369	824,646,674	1,140,635,655	25,118,620	3,609,204	1,111,907,831
Oklahoma City / Metro Tech Ctr #22	200TF1D	19,418,997	0	14,080,832	33,499,829	1,000	0	33,498,829
Oklahoma City / Metro Tech Ctr #22	200TF2D	8,608,254	0	23,803,234	32,411,488	18,000	0	32,393,488
Oklahoma City / Metro Tech Ctr #22	200TF2I	30,950,486	0	70,678,671	101,629,157	63,000	0	101,566,157
Oklahoma City / Metro Tech Ctr #22	200TF4D	0	0	20,750	20,750	688	0	20,062
Oklahoma City / Metro Tech Ctr #22	200TF7D	26,270	0	484,271	510,541	43,858	759	465,924
Oklahoma City / Metro Tech Ctr #22	200TF8D	10,422	0	2,064,230	2,074,652	0	0	2,074,652
Oklahoma City / Metro Tech Ctr #22	253	13,932,926	2,184,543	12,840,641	28,958,110	106,017	639	28,851,454
Choctaw / Metro Tech Ctr #22	489	19,869	211,693	133,929	365,491	12,000	0	353,491
Nichols Hills / Metro Tech Ctr #22	500	1,705,030	1,632,167	108,181,316	111,518,513	1,101,000	256,580	110,160,933
The Village / Metro Tech Ctr #22	627	5,060,953	1,313,020	57,365,003	63,738,976	2,334,000	324,382	61,080,594
The Village / Metro Tech Ctr #22	627TF1D	77,913	0	1,380,233	1,458,146	0	0	1,458,146
Nicoma Park / Metro Tech Ctr #22	889	120,812	256,767	740,508	1,118,087	63,160	6,115	1,048,812
Spencer / Metro Tech Ctr #22	989	692,957	926,990	12,629,354	14,249,301	899,949	243,677	13,105,675
Vo Tech Total		246,388,806	158,885,063	1,130,958,317	1,536,232,186	29,846,453	4,444,998	1,501,940,735

Eastern Ok Co Tech Ctr #23

/ Eastern Ok Co Tech Ctr #23	003	48,660	891,262	6,750,883	7,690,805	134,000	41,429	7,515,376
/ Eastern Ok Co Tech Ctr #23	103	608,080	1,832,764	6,726,207	9,167,051	274,177	69,636	8,823,238
/ Eastern Ok Co Tech Ctr #23	103FD1	84,911	86,717	2,004,936	2,176,564	132,644	21,405	2,022,515
/ Eastern Ok Co Tech Ctr #23	104	748,751	1,536,552	16,430,220	18,715,523	750,908	437,100	17,527,515
/ Eastern Ok Co Tech Ctr #23	107	2,449,603	18,806,847	14,722,586	35,979,036	717,717	381,693	34,879,626
/ Eastern Ok Co Tech Ctr #23	107FD1	96,365	85,823	4,555,366	4,737,554	269,000	34,223	4,434,331
/ Eastern Ok Co Tech Ctr #23	107TF1D	0	0	2,325	2,325	0	0	2,325
/ Eastern Ok Co Tech Ctr #23	109	2,956,664	576,326	4,064,030	7,597,020	133,000	17,343	7,446,677
/ Eastern Ok Co Tech Ctr #23	109FD1	9,871	42,056	1,166,566	1,218,493	66,000	24,030	1,128,463

<i>Vo Tech</i>	<i>Tax District</i>	<i>Personal</i>	<i>Public Service</i>	<i>Real Estate</i>	<i>Total Valuation</i>	<i>Homestead</i>	<i>DAV Exemption</i>	<i>Net Valuation</i>
Oklahoma City / Eastern Ok Co Tech Ctr #23	203	86,724	370,765	3,264,352	3,721,841	154,000	86,577	3,481,264
Oklahoma City / Eastern Ok Co Tech Ctr #23	204	645,378	1,072,588	17,907,352	19,625,318	701,556	358,107	18,565,655
Oklahoma City / Eastern Ok Co Tech Ctr #23	207	33,639	322,802	3,228,266	3,584,707	142,816	77,816	3,364,075
Oklahoma City / Eastern Ok Co Tech Ctr #23	209	774,309	995,709	10,022,653	11,792,671	433,929	115,408	11,243,334
Choctaw / Eastern Ok Co Tech Ctr #23	309	17,448	101,418	1,555,460	1,674,326	104,000	59,110	1,511,216
Edmond / Eastern Ok Co Tech Ctr #23	403	20,796	2,396,860	337,005	2,754,661	12,000	0	2,742,661
Luther / Eastern Ok Co Tech Ctr #23	503	1,033,494	49,501,659	4,025,759	54,560,912	221,097	32,472	54,307,343
Choctaw / Eastern Ok Co Tech Ctr #23	504	1,380,957	3,286,572	60,913,697	65,581,226	2,530,163	1,163,453	61,887,610
Choctaw / Eastern Ok Co Tech Ctr #23	504TF1D	1,002,029	0	2,316,354	3,318,383	22,000	0	3,296,383
Harrah / Eastern Ok Co Tech Ctr #23	507	970,443	1,612,818	18,171,099	20,754,360	771,794	248,249	19,734,317
Harrah / Eastern Ok Co Tech Ctr #23	507TF1D	4	0	211,971	211,975	6,000	0	205,975
Jones / Eastern Ok Co Tech Ctr #23	509	1,467,456	634,472	9,745,215	11,847,143	527,545	143,565	11,176,033
Edmond / Eastern Ok Co Tech Ctr #23	603	388	511	185,510	186,409	5,000	0	181,409
Edmond / Eastern Ok Co Tech Ctr #23	609	1,673	24,498	1,218,875	1,245,046	20,000	9,527	1,215,519
Luther / Eastern Ok Co Tech Ctr #23	703	3,272	13,928	567,244	584,444	6,000	0	578,444
Harrah / Eastern Ok Co Tech Ctr #23	704	49,461	344,356	6,018,266	6,412,083	306,171	224,140	5,881,772
Nicoma Park / Eastern Ok Co Tech Ctr #23	904	862,070	1,183,640	8,071,714	10,117,424	458,116	202,003	9,457,305
Vo Tech Total		15,352,446	85,720,943	204,183,911	305,257,300	8,899,633	3,747,286	292,610,381
Rose State College								
/ Rose State College	052	417,972	492,816	1,187,139	2,097,927	51,000	5,106	2,041,821
Oklahoma City / Rose State College	252	41,481,414	10,918,423	113,953,023	166,352,860	3,169,479	2,108,224	161,075,157
Midwest City / Rose State College	552	24,490,670	7,820,709	164,324,965	196,636,344	6,806,410	2,745,176	187,084,758
Midwest City / Rose State College	552TF1D	9,274,879	0	955,569	10,230,448	0	0	10,230,448
Midwest City / Rose State College	589	2,216,192	2,276,851	30,434,432	34,927,475	1,576,232	498,552	32,852,691
Midwest City / Rose State College	604	354,106	1,367,579	52,202,466	53,924,151	1,944,682	1,310,582	50,668,887
Del City / Rose State College	652	7,925,608	4,325,110	76,736,067	88,986,785	4,419,683	1,138,386	83,428,716
Smith Village / Rose State College	653	2,221	113,910	237,697	353,828	18,000	16,482	319,346
Midwest City / Rose State College	674	686,487	1,909,182	4,660,334	7,256,003	125,978	20,399	7,109,626
Del City / Rose State College	774	2,815,856	370,055	166,228	3,352,139	0	0	3,352,139
Forest Park / Rose State College	852	176,367	233,702	7,948,068	8,358,137	312,000	307,027	7,739,110
Del City / Rose State College	901	1,341,052	190,669	4,815,222	6,346,943	232,000	78,871	6,036,072
Vo Tech Total		91,182,824	30,019,006	457,621,210	578,823,040	18,655,464	8,228,805	551,938,771
Okc Community College								
/ Okc Community College	141	0	0	167,657	167,657	5,000	0	162,657
/ Okc Community College	189	2,287,844	85,551	1,626,081	3,999,476	0	0	3,999,476
Oklahoma City / Okc Community College	300	90,669,741	55,137,564	291,379,055	437,186,360	13,320,452	1,328,111	422,537,797

<i>Vo Tech</i>	<i>Tax District</i>	<i>Personal</i>	<i>Public Service</i>	<i>Real Estate</i>	<i>Total Valuation</i>	<i>Homestead</i>	<i>DAV Exemption</i>	<i>Net Valuation</i>
Oklahoma City / Okc Community College	300TF4D	156,326	0	1,739,510	1,895,836	4,000	0	1,891,836
Oklahoma City / Okc Community College	300TF6D	0	0	225,158	225,158	6,000	0	219,158
Oklahoma City / Okc Community College	302	5,971,508	2,475,499	42,114,150	50,561,157	1,451,000	381,639	48,728,518
Oklahoma City / Okc Community College	341	93,481,075	15,445,696	80,733,384	189,660,155	1,367,314	130,472	188,162,369
Oklahoma City / Okc Community College	353	10,333,196	4,416,397	4,441,710	19,191,303	223,103	8,542	18,959,658
/ Okc Community College	402	0	0	26,632	26,632	0	0	26,632
Valley Brook / Okc Community College	700	175,130	83,110	1,385,345	1,643,585	110,384	3,379	1,529,822
Vo Tech Total		203,074,820	77,643,817	423,838,682	704,557,319	16,487,253	1,852,143	686,217,923
No Spec Dist								
/ No Spec Dist	029	0	0	218,031	218,031	4,000	0	214,031
/ No Spec Dist	074	321,337	424,497	793,214	1,539,048	49,721	17,504	1,471,823
Oklahoma City / No Spec Dist	229	7,538,928	1,430,775	58,305,637	67,275,340	567,000	85,748	66,622,592
Oklahoma City / No Spec Dist	274	299,155	229,506	154,465	683,126	0	0	683,126
Vo Tech Total		8,159,420	2,084,778	59,471,347	69,715,545	620,721	103,252	68,991,572
Grand Total		852,825,729	437,178,045	4,594,517,965	5,884,521,739	128,244,417	29,876,379	5,726,400,943



Leonard Sullivan
Oklahoma County Assessor

Monday, July 26, 2010

320 Robert S. Kerr, #313
Oklahoma City, Oklahoma 73102

2010 RealWare Certification By City

City	Tax District	Personal	Public Service	Real Estate	Total Valuation	Homestead	DAV Exemption	Net Valuation
Luther #3 - I89	/ Eastern Ok Co Tech Ctr #23 003	48,660	891,262	6,750,883	7,690,805	134,000	41,429	7,515,376
Edmond #12	/ Francis Tuttle Tech Ctr #21 012	538,886	994,407	7,143,799	8,677,092	166,000	41,473	8,469,619
Edmond #12	/ Francis Tuttle Tech Ctr #21 012FD2	8,135	119,886	3,680,133	3,808,154	74,000	23,295	3,710,859
Oakdale #29	/ No Spec Dist 029	0	0	218,031	218,031	4,000	0	214,031
Millwood #37	/ Francis Tuttle Tech Ctr #21 037	8,052	44,569	75,662	128,283	1,000	0	127,283
Western Heights	/ Francis Tuttle Tech Ctr #21 041	0	0	2,006	2,006	0	0	2,006
Mid-Del #52	/ Rose State College 052	417,972	492,816	1,187,139	2,097,927	51,000	5,106	2,041,821
Crooked Oak #5	/ Metro Tech Ctr #22 053	0	0	0	0	0	0	0
Crutcho #74	/ No Spec Dist 074	321,337	424,497	793,214	1,539,048	49,721	17,504	1,471,823
Oklahoma City #	/ Metro Tech Ctr #22 089	185,305	1,949,514	1,908,671	4,043,490	85,161	3,642	3,954,687
Putnam City #1	/ Francis Tuttle Tech Ctr #21 101	47,432	284,303	556,933	888,668	5,000	0	883,668
Luther #3	/ Eastern Ok Co Tech Ctr #23 103	608,080	1,832,764	6,726,207	9,167,051	274,177	69,636	8,823,238
Luther #3	/ Eastern Ok Co Tech Ctr #23 103FD1	84,911	86,717	2,004,936	2,176,564	132,644	21,405	2,022,515
Choctaw #4	/ Eastern Ok Co Tech Ctr #23 104	748,751	1,536,552	16,430,220	18,715,523	750,908	437,100	17,527,515
Deer Creek #6	/ Francis Tuttle Tech Ctr #21 106	243,415	813,732	17,813,682	18,870,829	354,000	22,257	18,494,572
Deer Creek #6	/ Francis Tuttle Tech Ctr #21 106FD2	1,693,402	2,739,687	33,812,067	38,245,156	557,000	128,061	37,560,095
Harrah #7	/ Eastern Ok Co Tech Ctr #23 107	2,449,603	18,806,847	14,722,586	35,979,036	717,717	381,693	34,879,626
Harrah #7	/ Eastern Ok Co Tech Ctr #23 107FD1	96,365	85,823	4,555,366	4,737,554	269,000	34,223	4,434,331
Harrah #7	/ Eastern Ok Co Tech Ctr #23 107TF1D	0	0	2,325	2,325	0	0	2,325
Jones #9	/ Eastern Ok Co Tech Ctr #23 109	2,956,664	576,326	4,064,030	7,597,020	133,000	17,343	7,446,677
Jones #9	/ Eastern Ok Co Tech Ctr #23 109FD1	9,871	42,056	1,166,566	1,218,493	66,000	24,030	1,128,463
Edmond #12 - I8	/ Francis Tuttle Tech Ctr #21 112	208,482	1,295,183	7,651,524	9,155,189	136,201	16,451	9,002,537
Western Heights	/ Okc Community College 141	0	0	167,657	167,657	5,000	0	162,657
Oklahoma City #	/ Okc Community College 189	2,287,844	85,551	1,626,081	3,999,476	0	0	3,999,476
Piedmont J.D. #	/ Canadian Valley Tech Ctr. #6 322	57,806	0	93,847	151,653	1,000	0	150,653
Piedmont J.D. #	/ Canadian Valley Tech Ctr. #6 322FD2	2,773	250,872	2,341,061	2,594,706	56,000	0	2,538,706
Mustang J.D. #6	/ Canadian Valley Tech Ctr. #6 369	0	493	12,081	12,574	0	0	12,574
McLoud J.D. #1	/ Gordon Cooper Tech Ctr. #5 401	20,372	442,104	466,912	929,388	37,019	0	892,369
Moore J.D. #2	/ Okc Community College 402	0	0	26,632	26,632	0	0	26,632
Moore J.D. #2	/ Moore Norman Tech Ctr #17 412	0	0	4,512	4,512	0	0	4,512
City Total		13,044,118	33,795,961	136,004,763	182,844,842	4,059,548	1,284,648	177,500,646

<i>City</i>	<i>Tax District</i>	<i>Personal</i>	<i>Public Service</i>	<i>Real Estate</i>	<i>Total Valuation</i>	<i>Homestead</i>	<i>DAV Exemption</i>	<i>Net Valuation</i>
Bethany								
Putnam City #1 / Francis Tuttle Tech Ctr #21	581	5,391,430	4,652,175	69,854,323	79,897,928	3,447,825	484,124	75,965,979
Bethany #88 / Canadian Valley Tech Ctr. #6	588	823,310	1,411,282	11,694,897	13,929,489	465,000	60,656	13,403,833
City Total		6,214,740	6,063,457	81,549,220	93,827,417	3,912,825	544,780	89,369,812
Choctaw								
Jones #9 / Eastern Ok Co Tech Ctr #23	309	17,448	101,418	1,555,460	1,674,326	104,000	59,110	1,511,216
Oklahoma City # / Metro Tech Ctr #22	489	19,869	211,693	133,929	365,491	12,000	0	353,491
Choctaw #4 / Eastern Ok Co Tech Ctr #23	504	1,380,957	3,286,572	60,913,697	65,581,226	2,530,163	1,163,453	61,887,610
Choctaw #4 / Eastern Ok Co Tech Ctr #23	504TF1D	1,002,029	0	2,316,354	3,318,383	22,000	0	3,296,383
City Total		2,420,303	3,599,683	64,919,440	70,939,426	2,668,163	1,222,563	67,048,700
Del City								
Mid-Del #52 / Rose State College	652	7,925,608	4,325,110	76,736,067	88,986,785	4,419,683	1,138,386	83,428,716
Crutcho #74 / Rose State College	774	2,815,856	370,055	166,228	3,352,139	0	0	3,352,139
Oklahoma City # / Rose State College	901	1,341,052	190,669	4,815,222	6,346,943	232,000	78,871	6,036,072
City Total		12,082,516	4,885,834	81,717,517	98,685,867	4,651,683	1,217,257	92,816,927
Edmond								
Luther #3 - 189 / Eastern Ok Co Tech Ctr #23	403	20,796	2,396,860	337,005	2,754,661	12,000	0	2,742,661
Edmond #12 / Francis Tuttle Tech Ctr #21	512	53,988,424	14,472,563	690,216,957	758,677,944	15,027,000	2,698,764	740,952,180
Luther #3 / Eastern Ok Co Tech Ctr #23	603	388	511	185,510	186,409	5,000	0	181,409
Deer Creek #6 / Francis Tuttle Tech Ctr #21	606	23,271	248,215	11,433,053	11,704,539	218,000	40,946	11,445,593
Jones #9 / Eastern Ok Co Tech Ctr #23	609	1,673	24,498	1,218,875	1,245,046	20,000	9,527	1,215,519
Edmond #12 - 18 / Francis Tuttle Tech Ctr #21	612	539,503	827,797	29,291,882	30,659,182	355,420	53,279	30,250,483
City Total		54,574,055	17,970,444	732,683,282	805,227,781	15,637,420	2,802,516	786,787,845
Forest Park								
Millwood #37 / Francis Tuttle Tech Ctr #21	837	539,102	27,022	934,229	1,500,353	27,000	0	1,473,353
Mid-Del #52 / Rose State College	852	176,367	233,702	7,948,068	8,358,137	312,000	307,027	7,739,110
City Total		715,469	260,724	8,882,297	9,858,490	339,000	307,027	9,212,463
Harrah								
Harrah #7 / Eastern Ok Co Tech Ctr #23	507	970,443	1,612,818	18,171,099	20,754,360	771,794	248,249	19,734,317
Harrah #7 / Eastern Ok Co Tech Ctr #23	507TF1D	4	0	211,971	211,975	6,000	0	205,975
Choctaw #4 / Eastern Ok Co Tech Ctr #23	704	49,461	344,356	6,018,266	6,412,083	306,171	224,140	5,881,772
City Total		1,019,908	1,957,174	24,401,336	27,378,418	1,083,965	472,389	25,822,064
Jones								
Jones #9 / Eastern Ok Co Tech Ctr #23	509	1,467,456	634,472	9,745,215	11,847,143	527,545	143,565	11,176,033
City Total		1,467,456	634,472	9,745,215	11,847,143	527,545	143,565	11,176,033
Lake Aluma								
Millwood #37 / Francis Tuttle Tech Ctr #21	637	64	2,851	2,334,289	2,337,204	27,000	0	2,310,204

City	Tax District	Personal	Public Service	Real Estate	Total Valuation	Homestead	DAV Exemption	Net Valuation	
City Total		64	2,851	2,334,289	2,337,204	27,000	0	2,310,204	
Luther									
Luther #3	/ Eastern Ok Co Tech Ctr #23	503	1,033,494	49,501,659	4,025,759	54,560,912	221,097	32,472	54,307,343
Luther #3 - 189	/ Eastern Ok Co Tech Ctr #23	703	3,272	13,928	567,244	584,444	6,000	0	578,444
City Total		1,036,766	49,515,587	4,593,003	55,145,356	227,097	32,472	54,885,787	
Midwest City									
Mid-Del #52	/ Rose State College	552	24,490,670	7,820,709	164,324,965	196,636,344	6,806,410	2,745,176	187,084,758
Mid-Del #52	/ Rose State College	552TF1D	9,274,879	0	955,569	10,230,448	0	0	10,230,448
Oklahoma City #	/ Rose State College	589	2,216,192	2,276,851	30,434,432	34,927,475	1,576,232	498,552	32,852,691
Choctaw #4	/ Rose State College	604	354,106	1,367,579	52,202,466	53,924,151	1,944,682	1,310,582	50,668,887
Crutcho #74	/ Rose State College	674	686,487	1,909,182	4,660,334	7,256,003	125,978	20,399	7,109,626
City Total		37,022,334	13,374,321	252,577,766	302,974,421	10,453,302	4,574,709	287,946,410	
Nichols Hills									
Oklahoma City #	/ Metro Tech Ctr #22	500	1,705,030	1,632,167	108,181,316	111,518,513	1,101,000	256,580	110,160,933
City Total		1,705,030	1,632,167	108,181,316	111,518,513	1,101,000	256,580	110,160,933	
Nicoma Park									
Oklahoma City #	/ Metro Tech Ctr #22	889	120,812	256,767	740,508	1,118,087	63,160	6,115	1,048,812
Choctaw #4	/ Eastern Ok Co Tech Ctr #23	904	862,070	1,183,640	8,071,714	10,117,424	458,116	202,003	9,457,305
City Total		982,882	1,440,407	8,812,222	11,235,511	521,276	208,118	10,506,117	
Oklahoma City									
Oklahoma City #	/ Metro Tech Ctr #22	200	165,578,612	150,410,369	824,646,674	1,140,635,655	25,118,620	3,609,204	1,111,907,831
Oklahoma City #	/ Metro Tech Ctr #22	200TF1D	19,418,997	0	14,080,832	33,499,829	1,000	0	33,498,829
Oklahoma City #	/ Metro Tech Ctr #22	200TF2D	8,608,254	0	23,803,234	32,411,488	18,000	0	32,393,488
Oklahoma City #	/ Metro Tech Ctr #22	200TF2I	30,950,486	0	70,678,671	101,629,157	63,000	0	101,566,157
Oklahoma City #	/ Metro Tech Ctr #22	200TF4D	0	0	20,750	20,750	688	0	20,062
Oklahoma City #	/ Metro Tech Ctr #22	200TF7D	26,270	0	484,271	510,541	43,858	759	465,924
Oklahoma City #	/ Metro Tech Ctr #22	200TF8D	10,422	0	2,064,230	2,074,652	0	0	2,074,652
Luther #3	/ Eastern Ok Co Tech Ctr #23	203	86,724	370,765	3,264,352	3,721,841	154,000	86,577	3,481,264
Choctaw #4	/ Eastern Ok Co Tech Ctr #23	204	645,378	1,072,588	17,907,352	19,625,318	701,556	358,107	18,565,655
Deer Creek #6	/ Francis Tuttle Tech Ctr #21	206	9,627,908	5,314,204	124,016,810	138,958,922	1,706,000	412,904	136,840,018
Harrah #7	/ Eastern Ok Co Tech Ctr #23	207	33,639	322,802	3,228,266	3,584,707	142,816	77,816	3,364,075
Jones #9	/ Eastern Ok Co Tech Ctr #23	209	774,309	995,709	10,022,653	11,792,671	433,929	115,408	11,243,334
Edmond #12	/ Francis Tuttle Tech Ctr #21	212	54,134,780	13,350,900	487,930,563	555,416,243	7,901,000	2,347,858	545,167,385
Piedmont J.D. #	/ Canadian Valley Tech Ctr. #6	222	212,403	946,196	24,274,671	25,433,270	648,000	357,173	24,428,097
Oakdale #29	/ No Spec Dist	229	7,538,928	1,430,775	58,305,637	67,275,340	567,000	85,748	66,622,592
Millwood #37	/ Francis Tuttle Tech Ctr #21	237	11,240,068	1,861,398	20,855,705	33,957,171	854,775	322,727	32,779,669
Mid-Del #52	/ Rose State College	252	41,481,414	10,918,423	113,953,023	166,352,860	3,169,479	2,108,224	161,075,157

<i>City</i>	<i>Tax District</i>	<i>Personal</i>	<i>Public Service</i>	<i>Real Estate</i>	<i>Total Valuation</i>	<i>Homestead</i>	<i>DAV Exemption</i>	<i>Net Valuation</i>
Crooked Oak #5 / Metro Tech Ctr #22	253	13,932,926	2,184,543	12,840,641	28,958,110	106,017	639	28,851,454
Mustang J.D. #6 / Canadian Valley Tech Ctr. #6	269	146,861	386,088	10,084,143	10,617,092	352,000	19,801	10,245,291
Crutcho #74 / No Spec Dist	274	299,155	229,506	154,465	683,126	0	0	683,126
Oklahoma City # / Okc Community College	300	90,669,741	55,137,564	291,379,055	437,186,360	13,320,452	1,328,111	422,537,797
Oklahoma City # / Okc Community College	300TF4D	156,326	0	1,739,510	1,895,836	4,000	0	1,891,836
Oklahoma City # / Okc Community College	300TF6D	0	0	225,158	225,158	6,000	0	219,158
Moore J.D. #2 / Okc Community College	302	5,971,508	2,475,499	42,114,150	50,561,157	1,451,000	381,639	48,728,518
Moore J.D. #2 / Moore Norman Tech Ctr #17	312	1,431,045	1,284,848	22,020,250	24,736,143	719,000	425,212	23,591,931
Western Heights / Okc Community College	341	93,481,075	15,445,696	80,733,384	189,660,155	1,367,314	130,472	188,162,369
Crooked Oak #5 / Okc Community College	353	10,333,196	4,416,397	4,441,710	19,191,303	223,103	8,542	18,959,658
McLoud J.D. #1 / Gordon Cooper Tech Ctr. #5	411	98,360	549,092	5,307,693	5,955,145	262,857	33,090	5,659,198
Putnam City #1 / Francis Tuttle Tech Ctr #21	501	113,601,929	25,211,341	640,548,358	779,361,628	17,509,796	3,567,446	758,284,386
Putnam City #1 / Francis Tuttle Tech Ctr #21	501TF4D	986,884	0	5,392,011	6,378,895	4,000	0	6,374,895
Western Heights / Francis Tuttle Tech Ctr #21	541	22,175,528	3,265,386	35,273,008	60,713,922	686,000	71,497	59,956,425
Edmond #12 - 18 / Francis Tuttle Tech Ctr #21	712	16,845	0	1,776,344	1,793,189	50,000	37,990	1,705,199
City Total		703,669,971	297,580,089	2,953,567,574	3,954,817,634	77,585,260	15,886,944	3,861,345,430
Smith Village								
Mid-Del #52 / Rose State College	653	2,221	113,910	237,697	353,828	18,000	16,482	319,346
City Total		2,221	113,910	237,697	353,828	18,000	16,482	319,346
Spencer								
Oklahoma City # / Metro Tech Ctr #22	989	692,957	926,990	12,629,354	14,249,301	899,949	243,677	13,105,675
City Total		692,957	926,990	12,629,354	14,249,301	899,949	243,677	13,105,675
The Village								
Oklahoma City # / Metro Tech Ctr #22	627	5,060,953	1,313,020	57,365,003	63,738,976	2,334,000	324,382	61,080,594
Oklahoma City # / Metro Tech Ctr #22	627TF1D	77,913	0	1,380,233	1,458,146	0	0	1,458,146
City Total		5,138,866	1,313,020	58,745,236	65,197,122	2,334,000	324,382	62,538,740
Valley Brook								
Oklahoma City # / Okc Community College	700	175,130	83,110	1,385,345	1,643,585	110,384	3,379	1,529,822
City Total		175,130	83,110	1,385,345	1,643,585	110,384	3,379	1,529,822
Warr Acres								
Putnam City #1 / Francis Tuttle Tech Ctr #21	601	9,607,440	1,907,053	50,194,765	61,709,258	2,031,000	322,137	59,356,121
City Total		9,607,440	1,907,053	50,194,765	61,709,258	2,031,000	322,137	59,356,121
Woodlawn Park								
Putnam City #1 / Francis Tuttle Tech Ctr #21	701	1,253,503	120,791	1,356,328	2,730,622	56,000	12,754	2,661,868
City Total		1,253,503	120,791	1,356,328	2,730,622	56,000	12,754	2,661,868

<i>City</i>	<i>Tax District</i>	<i>Personal</i>	<i>Public Service</i>	<i>Real Estate</i>	<i>Total Valuation</i>	<i>Homestead</i>	<i>DAV Exemption</i>	<i>Net Valuation</i>
<i>Grand Total Cities</i>		852,825,729	437,178,045	4,594,517,965	5,884,521,739	128,244,417	29,876,379	5,726,400,943
<hr/>								
<i>Grand Total County</i>		852,825,729	437,178,045	4,594,517,965	5,884,521,739	128,244,417	29,876,379	5,726,400,943
<hr/>								



Leonard Sullivan
Oklahoma County Assessor

320 Robert S. Kerr, #313
Oklahoma City, Oklahoma 73102

Monday, July 26, 2010

2010 RealWare Certification By Tax District

<i>Tax District</i>	<i>Personal</i>	<i>Public Service</i>	<i>Real Estate</i>	<i>Total Valuation</i>	<i>Homestead</i>	<i>DAV Exemption</i>	<i>Net Valuation</i>
003	48,660	891,262	6,750,883	7,690,805	134,000	41,429	7,515,376
012	538,886	994,407	7,143,799	8,677,092	166,000	41,473	8,469,619
012FD2	8,135	119,886	3,680,133	3,808,154	74,000	23,295	3,710,859
029	0	0	218,031	218,031	4,000	0	214,031
037	8,052	44,569	75,662	128,283	1,000	0	127,283
041	0	0	2,006	2,006	0	0	2,006
052	417,972	492,816	1,187,139	2,097,927	51,000	5,106	2,041,821
053	0	0	0	0	0	0	0
074	321,337	424,497	793,214	1,539,048	49,721	17,504	1,471,823
089	185,305	1,949,514	1,908,671	4,043,490	85,161	3,642	3,954,687
101	47,432	284,303	556,933	888,668	5,000	0	883,668
103	608,080	1,832,764	6,726,207	9,167,051	274,177	69,636	8,823,238
103FD1	84,911	86,717	2,004,936	2,176,564	132,644	21,405	2,022,515
104	748,751	1,536,552	16,430,220	18,715,523	750,908	437,100	17,527,515
106	243,415	813,732	17,813,682	18,870,829	354,000	22,257	18,494,572
106FD2	1,693,402	2,739,687	33,812,067	38,245,156	557,000	128,061	37,560,095
107	2,449,603	18,806,847	14,722,586	35,979,036	717,717	381,693	34,879,626
107FD1	96,365	85,823	4,555,366	4,737,554	269,000	34,223	4,434,331
107TF1D	0	0	2,325	2,325	0	0	2,325
109	2,956,664	576,326	4,064,030	7,597,020	133,000	17,343	7,446,677
109FD1	9,871	42,056	1,166,566	1,218,493	66,000	24,030	1,128,463
112	208,482	1,295,183	7,651,524	9,155,189	136,201	16,451	9,002,537
141	0	0	167,657	167,657	5,000	0	162,657
189	2,287,844	85,551	1,626,081	3,999,476	0	0	3,999,476
200	165,578,612	150,410,369	824,646,674	1,140,635,655	25,118,620	3,609,204	1,111,907,831
200TF1D	19,418,997	0	14,080,832	33,499,829	1,000	0	33,498,829
200TF2D	8,608,254	0	23,803,234	32,411,488	18,000	0	32,393,488
200TF2I	30,950,486	0	70,678,671	101,629,157	63,000	0	101,566,157
200TF4D	0	0	20,750	20,750	688	0	20,062
200TF7D	26,270	0	484,271	510,541	43,858	759	465,924
200TF8D	10,422	0	2,064,230	2,074,652	0	0	2,074,652
203	86,724	370,765	3,264,352	3,721,841	154,000	86,577	3,481,264

<i>Tax District</i>	<i>Personal</i>	<i>Public Service</i>	<i>Real Estate</i>	<i>Total Valuation</i>	<i>Homestead</i>	<i>DAV Exemption</i>	<i>Net Valuation</i>
204	645,378	1,072,588	17,907,352	19,625,318	701,556	358,107	18,565,655
206	9,627,908	5,314,204	124,016,810	138,958,922	1,706,000	412,904	136,840,018
207	33,639	322,802	3,228,266	3,584,707	142,816	77,816	3,364,075
209	774,309	995,709	10,022,653	11,792,671	433,929	115,408	11,243,334
212	54,134,780	13,350,900	487,930,563	555,416,243	7,901,000	2,347,858	545,167,385
222	212,403	946,196	24,274,671	25,433,270	648,000	357,173	24,428,097
229	7,538,928	1,430,775	58,305,637	67,275,340	567,000	85,748	66,622,592
237	11,240,068	1,861,398	20,855,705	33,957,171	854,775	322,727	32,779,669
252	41,481,414	10,918,423	113,953,023	166,352,860	3,169,479	2,108,224	161,075,157
253	13,932,926	2,184,543	12,840,641	28,958,110	106,017	639	28,851,454
269	146,861	386,088	10,084,143	10,617,092	352,000	19,801	10,245,291
274	299,155	229,506	154,465	683,126	0	0	683,126
300	90,669,741	55,137,564	291,379,055	437,186,360	13,320,452	1,328,111	422,537,797
300TF4D	156,326	0	1,739,510	1,895,836	4,000	0	1,891,836
300TF6D	0	0	225,158	225,158	6,000	0	219,158
302	5,971,508	2,475,499	42,114,150	50,561,157	1,451,000	381,639	48,728,518
309	17,448	101,418	1,555,460	1,674,326	104,000	59,110	1,511,216
312	1,431,045	1,284,848	22,020,250	24,736,143	719,000	425,212	23,591,931
322	57,806	0	93,847	151,653	1,000	0	150,653
322FD2	2,773	250,872	2,341,061	2,594,706	56,000	0	2,538,706
341	93,481,075	15,445,696	80,733,384	189,660,155	1,367,314	130,472	188,162,369
353	10,333,196	4,416,397	4,441,710	19,191,303	223,103	8,542	18,959,658
369	0	493	12,081	12,574	0	0	12,574
401	20,372	442,104	466,912	929,388	37,019	0	892,369
402	0	0	26,632	26,632	0	0	26,632
403	20,796	2,396,860	337,005	2,754,661	12,000	0	2,742,661
411	98,360	549,092	5,307,693	5,955,145	262,857	33,090	5,659,198
412	0	0	4,512	4,512	0	0	4,512
489	19,869	211,693	133,929	365,491	12,000	0	353,491
500	1,705,030	1,632,167	108,181,316	111,518,513	1,101,000	256,580	110,160,933
501	113,601,929	25,211,341	640,548,358	779,361,628	17,509,796	3,567,446	758,284,386
501TF4D	986,884	0	5,392,011	6,378,895	4,000	0	6,374,895
503	1,033,494	49,501,659	4,025,759	54,560,912	221,097	32,472	54,307,343
504	1,380,957	3,286,572	60,913,697	65,581,226	2,530,163	1,163,453	61,887,610
504TF1D	1,002,029	0	2,316,354	3,318,383	22,000	0	3,296,383
507	970,443	1,612,818	18,171,099	20,754,360	771,794	248,249	19,734,317

<i>Tax District</i>	<i>Personal</i>	<i>Public Service</i>	<i>Real Estate</i>	<i>Total Valuation</i>	<i>Homestead</i>	<i>DAV Exemption</i>	<i>Net Valuation</i>
507TF1D	4	0	211,971	211,975	6,000	0	205,975
509	1,467,456	634,472	9,745,215	11,847,143	527,545	143,565	11,176,033
512	53,988,424	14,472,563	690,216,957	758,677,944	15,027,000	2,698,764	740,952,180
541	22,175,528	3,265,386	35,273,008	60,713,922	686,000	71,497	59,956,425
552	24,490,670	7,820,709	164,324,965	196,636,344	6,806,410	2,745,176	187,084,758
552TF1D	9,274,879	0	955,569	10,230,448	0	0	10,230,448
581	5,391,430	4,652,175	69,854,323	79,897,928	3,447,825	484,124	75,965,979
588	823,310	1,411,282	11,694,897	13,929,489	465,000	60,656	13,403,833
589	2,216,192	2,276,851	30,434,432	34,927,475	1,576,232	498,552	32,852,691
601	9,607,440	1,907,053	50,194,765	61,709,258	2,031,000	322,137	59,356,121
603	388	511	185,510	186,409	5,000	0	181,409
604	354,106	1,367,579	52,202,466	53,924,151	1,944,682	1,310,582	50,668,887
606	23,271	248,215	11,433,053	11,704,539	218,000	40,946	11,445,593
609	1,673	24,498	1,218,875	1,245,046	20,000	9,527	1,215,519
612	539,503	827,797	29,291,882	30,659,182	355,420	53,279	30,250,483
627	5,060,953	1,313,020	57,365,003	63,738,976	2,334,000	324,382	61,080,594
627TF1D	77,913	0	1,380,233	1,458,146	0	0	1,458,146
637	64	2,851	2,334,289	2,337,204	27,000	0	2,310,204
652	7,925,608	4,325,110	76,736,067	88,986,785	4,419,683	1,138,386	83,428,716
653	2,221	113,910	237,697	353,828	18,000	16,482	319,346
674	686,487	1,909,182	4,660,334	7,256,003	125,978	20,399	7,109,626
700	175,130	83,110	1,385,345	1,643,585	110,384	3,379	1,529,822
701	1,253,503	120,791	1,356,328	2,730,622	56,000	12,754	2,661,868
703	3,272	13,928	567,244	584,444	6,000	0	578,444
704	49,461	344,356	6,018,266	6,412,083	306,171	224,140	5,881,772
712	16,845	0	1,776,344	1,793,189	50,000	37,990	1,705,199
774	2,815,856	370,055	166,228	3,352,139	0	0	3,352,139
837	539,102	27,022	934,229	1,500,353	27,000	0	1,473,353
852	176,367	233,702	7,948,068	8,358,137	312,000	307,027	7,739,110
889	120,812	256,767	740,508	1,118,087	63,160	6,115	1,048,812
901	1,341,052	190,669	4,815,222	6,346,943	232,000	78,871	6,036,072
904	862,070	1,183,640	8,071,714	10,117,424	458,116	202,003	9,457,305
989	692,957	926,990	12,629,354	14,249,301	899,949	243,677	13,105,675
Grand Total	852,825,729	437,178,045	4,594,517,965	5,884,521,739	128,244,417	29,876,379	5,726,400,943



320 Robert S. Kerr, #313
Oklahoma City, Oklahoma 73102

2010 RealWare Homestead By School

School	TXD	Personal	Public Service	Real Estate	Total Valuation	Homestead	Count	Add'l Hmstd	Count	Total Homestead	DAV Exemption	DAV Count	Net Valuation
Putnam City #1													
/ Francis Tuttle Tech Ctr #21	101	47,432	284,303	556,933	888,668	5,000	5	0	0	5,000	0	0	883,668
Oklahoma City / Francis Tuttle Tech Ctr #21	501	113,601,929	25,211,341	640,548,358	779,361,628	16,887,000	16,887	622,796	623	17,509,796	3,567,446	230	758,284,386
Oklahoma City / Francis Tuttle Tech Ctr #21	501TF4D	986,884	0	5,392,011	6,378,895	4,000	4	0	0	4,000	0	0	6,374,895
Bethany / Francis Tuttle Tech Ctr #21	581	5,391,430	4,652,175	69,854,323	79,897,928	3,185,000	3,185	262,825	263	3,447,825	484,124	43	75,965,979
Warr Acres / Francis Tuttle Tech Ctr #21	601	9,607,440	1,907,053	50,194,765	61,709,258	1,880,000	1,880	151,000	151	2,031,000	322,137	24	59,356,121
Woodlawn Park / Francis Tuttle Tech Ctr #21	701	1,253,503	120,791	1,356,328	2,730,622	53,000	53	3,000	3	56,000	12,754	1	2,661,868
Vo Tech Total		130,888,618	32,175,663	767,902,718	930,966,999	22,014,000	22,014	1,039,621	1,040	23,053,621	4,386,461	298	903,526,917
Luther #3													
/ Eastern Ok Co Tech Ctr #23	103	608,080	1,832,764	6,726,207	9,167,051	266,177	267	8,000	8	274,177	69,636	6	8,823,238
/ Eastern Ok Co Tech Ctr #23	103FD1	84,911	86,717	2,004,936	2,176,564	126,644	127	6,000	6	132,644	21,405	2	2,022,515
Oklahoma City / Eastern Ok Co Tech Ctr #23	203	86,724	370,765	3,264,352	3,721,841	147,000	147	7,000	7	154,000	86,577	6	3,481,264
Luther / Eastern Ok Co Tech Ctr #23	503	1,033,494	49,501,659	4,025,759	54,560,912	202,831	204	18,266	21	221,097	32,472	4	54,307,343
Edmond / Eastern Ok Co Tech Ctr #23	603	388	511	185,510	186,409	5,000	5	0	0	5,000	0	0	181,409
Vo Tech Total		1,813,597	51,792,416	16,206,764	69,812,777	747,652	750	39,266	42	786,918	210,090	18	68,815,769
Luther #3 - I89													
/ Eastern Ok Co Tech Ctr #23	003	48,660	891,262	6,750,883	7,690,805	126,000	126	8,000	8	134,000	41,429	3	7,515,376
Edmond / Eastern Ok Co Tech Ctr #23	403	20,796	2,396,860	337,005	2,754,661	11,000	11	1,000	1	12,000	0	0	2,742,661
Luther / Eastern Ok Co Tech Ctr #23	703	3,272	13,928	567,244	584,444	6,000	6	0	0	6,000	0	0	578,444
Vo Tech Total		72,728	3,302,050	7,655,132	11,029,910	143,000	143	9,000	9	152,000	41,429	3	10,836,481
Choctaw #4													
/ Eastern Ok Co Tech Ctr #23	104	748,751	1,536,552	16,430,220	18,715,523	725,000	725	25,908	27	750,908	437,100	27	17,527,515
Oklahoma City / Eastern Ok Co Tech Ctr #23	204	645,378	1,072,588	17,907,352	19,625,318	676,000	676	25,556	26	701,556	358,107	18	18,565,655
Choctaw / Eastern Ok Co Tech Ctr #23	504	1,380,957	3,286,572	60,913,697	65,581,226	2,420,772	2,421	109,391	111	2,530,163	1,163,453	66	61,887,610
Choctaw / Eastern Ok Co Tech Ctr #23	504TF1D	1,002,029	0	2,316,354	3,318,383	19,000	19	3,000	3	22,000	0	0	3,296,383
Midwest City / Rose State College	604	354,106	1,367,579	52,202,466	53,924,151	1,875,000	1,875	69,682	70	1,944,682	1,310,582	73	50,668,887
Harrah / Eastern Ok Co Tech Ctr #23	704	49,461	344,356	6,018,266	6,412,083	294,171	295	12,000	13	306,171	224,140	16	5,881,772
Nicoma Park / Eastern Ok Co Tech Ctr #23	904	862,070	1,183,640	8,071,714	10,117,424	419,000	419	39,116	40	458,116	202,003	17	9,457,305
Vo Tech Total		5,042,752	8,791,287	163,860,069	177,694,108	6,428,943	6,430	284,653	290	6,713,596	3,695,385	217	167,285,127
Deer Creek #6													
/ Francis Tuttle Tech Ctr #21	106	243,415	813,732	17,813,682	18,870,829	353,000	353	1,000	1	354,000	22,257	1	18,494,572
/ Francis Tuttle Tech Ctr #21	106FD2	1,693,402	2,739,687	33,812,067	38,245,156	553,000	553	4,000	4	557,000	128,061	4	37,560,095
Oklahoma City / Francis Tuttle Tech Ctr #21	206	9,627,908	5,314,204	124,016,810	138,958,922	1,692,000	1,692	14,000	14	1,706,000	412,904	18	136,840,018

School		TXD	Personal	Public Service	Real Estate	Total Valuation	Homestead	Count	Addr'l Hmstd	Count	Total Homestead	DAV Exemption	DAV Count	Net Valuation	
Edmond	/ Francis Tuttle Tech Ctr #21	606	23,271	248,215	11,433,053	11,704,539	218,000	218	0	0	218,000	40,946	2	11,445,593	
Vo Tech Total			11,587,996	9,115,838	187,075,612	207,779,446	2,816,000	2,816	19,000	19	2,835,000	604,168	25	204,340,278	
Harrah #7															
	/ Eastern Ok Co Tech Ctr #23	107	2,449,603	18,806,847	14,722,586	35,979,036	685,554	686	32,163	34	717,717	381,693	28	34,879,626	
	/ Eastern Ok Co Tech Ctr #23	107FD1	96,365	85,823	4,555,366	4,737,554	258,000	258	11,000	11	269,000	34,223	4	4,434,331	
	/ Eastern Ok Co Tech Ctr #23	107TF1D	0	0	2,325	2,325	0	0	0	0	0	0	0	2,325	
Oklahoma City	/ Eastern Ok Co Tech Ctr #23	207	33,639	322,802	3,228,266	3,584,707	140,816	141	2,000	2	142,816	77,816	5	3,364,075	
Harrah	/ Eastern Ok Co Tech Ctr #23	507	970,443	1,612,818	18,171,099	20,754,360	735,551	737	36,243	38	771,794	248,249	20	19,734,317	
Harrah	/ Eastern Ok Co Tech Ctr #23	507TF1D	4	0	211,971	211,975	6,000	6	0	0	6,000	0	0	205,975	
Vo Tech Total			3,550,054	20,828,290	40,891,613	65,269,957	1,825,921	1,828	81,406	85	1,907,327	741,981	57	62,620,649	
Jones #9															
	/ Eastern Ok Co Tech Ctr #23	109	2,956,664	576,326	4,064,030	7,597,020	128,000	128	5,000	5	133,000	17,343	1	7,446,677	
	/ Eastern Ok Co Tech Ctr #23	109FD1	9,871	42,056	1,166,566	1,218,493	63,000	63	3,000	3	66,000	24,030	3	1,128,463	
Oklahoma City	/ Eastern Ok Co Tech Ctr #23	209	774,309	995,709	10,022,653	11,792,671	417,599	418	16,330	17	433,929	115,408	8	11,243,334	
Choctaw	/ Eastern Ok Co Tech Ctr #23	309	17,448	101,418	1,555,460	1,674,326	93,000	93	11,000	11	104,000	59,110	4	1,511,216	
Jones	/ Eastern Ok Co Tech Ctr #23	509	1,467,456	634,472	9,745,215	11,847,143	469,589	470	57,956	58	527,545	143,565	11	11,176,033	
Edmond	/ Eastern Ok Co Tech Ctr #23	609	1,673	24,498	1,218,875	1,245,046	20,000	20	0	0	20,000	9,527	1	1,215,519	
Vo Tech Total			5,227,421	2,374,479	27,772,799	35,374,699	1,191,188	1,192	93,286	94	1,284,474	368,983	28	33,721,242	
Edmond #12															
	/ Francis Tuttle Tech Ctr #21	012	538,886	994,407	7,143,799	8,677,092	165,000	165	1,000	1	166,000	41,473	2	8,469,619	
	/ Francis Tuttle Tech Ctr #21	012FD2	8,135	119,886	3,680,133	3,808,154	74,000	74	0	0	74,000	23,295	1	3,710,859	
Oklahoma City	/ Francis Tuttle Tech Ctr #21	212	54,134,780	13,350,900	487,930,563	555,416,243	7,800,000	7,800	101,000	101	7,901,000	2,347,858	109	545,167,385	
Edmond	/ Francis Tuttle Tech Ctr #21	512	53,988,424	14,472,563	690,216,957	758,677,944	14,697,000	14,697	330,000	330	15,027,000	2,698,764	134	740,952,180	
Vo Tech Total			108,670,225	28,937,756	1,188,971,452	1,326,579,433	22,736,000	22,736	432,000	432	23,168,000	5,111,390	246	1,298,300,043	
Edmond #12 - I89															
	/ Francis Tuttle Tech Ctr #21	112	208,482	1,295,183	7,651,524	9,155,189	125,599	126	10,602	12	136,201	16,451	2	9,002,537	
Edmond	/ Francis Tuttle Tech Ctr #21	612	539,503	827,797	29,291,882	30,659,182	349,533	350	5,887	7	355,420	53,279	2	30,250,483	
Oklahoma City	/ Francis Tuttle Tech Ctr #21	712	16,845	0	1,776,344	1,793,189	49,000	49	1,000	1	50,000	37,990	1	1,705,199	
Vo Tech Total			764,830	2,122,980	38,719,750	41,607,560	524,132	525	17,489	20	541,621	107,720	5	40,958,219	
Oakdale #29															
	/ No Spec Dist	029	0	0	218,031	218,031	3,000	3	1,000	1	4,000	0	0	214,031	
Oklahoma City	/ No Spec Dist	229	7,538,928	1,430,775	58,305,637	67,275,340	566,000	566	1,000	1	567,000	85,748	4	66,622,592	
Vo Tech Total			7,538,928	1,430,775	58,523,668	67,493,371	569,000	569	2,000	2	571,000	85,748	4	66,836,623	
Millwood #37															
	/ Francis Tuttle Tech Ctr #21	037	8,052	44,569	75,662	128,283	1,000	1	0	0	1,000	0	0	127,283	
Oklahoma City	/ Francis Tuttle Tech Ctr #21	237	11,240,068	1,861,398	20,855,705	33,957,171	771,000	771	83,775	85	854,775	322,727	26	32,779,669	
Lake Aluma	/ Francis Tuttle Tech Ctr #21	637	64	2,851	2,334,289	2,337,204	27,000	27	0	0	27,000	0	0	2,310,204	

School	TXD	Personal	Public Service	Real Estate	Total Valuation	Homestead	Count	Add'l Hmstd	Count	Total Homestead	DAV Exemption	DAV Count	Net Valuation
Forest Park / Francis Tuttle Tech Ctr #21	837	539,102	27,022	934,229	1,500,353	27,000	27	0	0	27,000	0	0	1,473,353
Vo Tech Total		11,787,286	1,935,840	24,199,885	37,923,011	826,000	826	83,775	85	909,775	322,727	26	36,690,509
Western Heights #41													
/ Francis Tuttle Tech Ctr #21	041	0	0	2,006	2,006	0	0	0	0	0	0	0	2,006
/ Okc Community College	141	0	0	167,657	167,657	5,000	5	0	0	5,000	0	0	162,657
Oklahoma City / Okc Community College	341	93,481,075	15,445,696	80,733,384	189,660,155	1,256,463	1,257	110,851	112	1,367,314	130,472	16	188,162,369
Oklahoma City / Francis Tuttle Tech Ctr #21	541	22,175,528	3,265,386	35,273,008	60,713,922	644,000	644	42,000	42	686,000	71,497	9	59,956,425
Vo Tech Total		115,656,603	18,711,082	116,176,055	250,543,740	1,905,463	1,906	152,851	154	2,058,314	201,969	25	248,283,457
Mid-Del #52													
/ Rose State College	052	417,972	492,816	1,187,139	2,097,927	48,000	48	3,000	3	51,000	5,106	1	2,041,821
Oklahoma City / Rose State College	252	41,481,414	10,918,423	113,953,023	166,352,860	3,041,870	3,043	127,609	137	3,169,479	2,108,224	142	161,075,157
Midwest City / Rose State College	552	24,490,670	7,820,709	164,324,965	196,636,344	6,326,000	6,326	480,410	481	6,806,410	2,745,176	237	187,084,758
Midwest City / Rose State College	552TF1D	9,274,879	0	955,569	10,230,448	0	0	0	0	0	0	0	10,230,448
Del City / Rose State College	652	7,925,608	4,325,110	76,736,067	88,986,785	3,995,000	3,995	424,683	425	4,419,683	1,138,386	126	83,428,716
Smith Village / Rose State College	653	2,221	113,910	237,697	353,828	15,000	15	3,000	3	18,000	16,482	2	319,346
Forest Park / Rose State College	852	176,367	233,702	7,948,068	8,358,137	300,000	300	12,000	12	312,000	307,027	15	7,739,110
Vo Tech Total		83,769,131	23,904,670	365,342,528	473,016,329	13,725,870	13,727	1,050,702	1,061	14,776,572	6,320,401	523	451,919,356
Crooked Oak #53													
/ Metro Tech Ctr #22	053	0	0	0	0	0	0	0	0	0	0	0	0
Oklahoma City / Metro Tech Ctr #22	253	13,932,926	2,184,543	12,840,641	28,958,110	97,883	101	8,134	24	106,017	639	1	28,851,454
Oklahoma City / Okc Community College	353	10,333,196	4,416,397	4,441,710	19,191,303	193,000	193	30,103	45	223,103	8,542	2	18,959,658
Vo Tech Total		24,266,122	6,600,940	17,282,351	48,149,413	290,883	294	38,237	69	329,120	9,181	3	47,811,112
Crutcho #74													
/ No Spec Dist	074	321,337	424,497	793,214	1,539,048	42,000	49	7,721	8	49,721	17,504	1	1,471,823
Oklahoma City / No Spec Dist	274	299,155	229,506	154,465	683,126	0	0	0	0	0	0	0	683,126
Midwest City / Rose State College	674	686,487	1,909,182	4,660,334	7,256,003	119,978	122	6,000	7	125,978	20,399	3	7,109,626
Del City / Rose State College	774	2,815,856	370,055	166,228	3,352,139	0	0	0	0	0	0	0	3,352,139
Vo Tech Total		4,122,835	2,933,240	5,774,241	12,830,316	161,978	171	13,721	15	175,699	37,903	4	12,616,714
Bethany #88													
Bethany / Canadian Valley Tech Ctr. #6	588	823,310	1,411,282	11,694,897	13,929,489	416,000	416	49,000	49	465,000	60,656	5	13,403,833
Vo Tech Total		823,310	1,411,282	11,694,897	13,929,489	416,000	416	49,000	49	465,000	60,656	5	13,403,833
Oklahoma City #89													
/ Metro Tech Ctr #22	089	185,305	1,949,514	1,908,671	4,043,490	78,000	78	7,161	8	85,161	3,642	1	3,954,687
/ Okc Community College	189	2,287,844	85,551	1,626,081	3,999,476	0	0	0	0	0	0	0	3,999,476
Oklahoma City / Metro Tech Ctr #22	200	165,578,612	150,410,369	824,646,674	1,140,635,655	23,220,926	23,297	1,897,694	2,323	25,118,620	3,609,204	336	1,111,907,831
Oklahoma City / Metro Tech Ctr #22	200TF1D	19,418,997	0	14,080,832	33,499,829	1,000	1	0	0	1,000	0	0	33,498,829
Oklahoma City / Metro Tech Ctr #22	200TF2D	8,608,254	0	23,803,234	32,411,488	18,000	18	0	0	18,000	0	0	32,393,488

School	TXD	Personal	Public Service	Real Estate	Total Valuation	Homestead	Count	Addr'l Hmstd	Count	Total Homestead	DAV Exemption	DAV Count	Net Valuation
Oklahoma City / Metro Tech Ctr #22	200TF2I	30,950,486	0	70,678,671	101,629,157	59,000	59	4,000	4	63,000	0	0	101,566,157
Oklahoma City / Metro Tech Ctr #22	200TF4D	0	0	20,750	20,750	688	1	0	1	688	0	0	20,062
Oklahoma City / Metro Tech Ctr #22	200TF7D	26,270	0	484,271	510,541	40,747	42	3,111	9	43,858	759	1	465,924
Oklahoma City / Metro Tech Ctr #22	200TF8D	10,422	0	2,064,230	2,074,652	0	0	0	0	0	0	0	2,074,652
Oklahoma City / Okc Community College	300	90,669,741	55,137,564	291,379,055	437,186,360	11,631,434	11,656	1,689,018	1,925	13,320,452	1,328,111	182	422,537,797
Oklahoma City / Okc Community College	300TF4D	156,326	0	1,739,510	1,895,836	3,000	3	1,000	1	4,000	0	0	1,891,836
Oklahoma City / Okc Community College	300TF6D	0	0	225,158	225,158	6,000	6	0	0	6,000	0	0	219,158
Choctaw / Metro Tech Ctr #22	489	19,869	211,693	133,929	365,491	11,000	11	1,000	1	12,000	0	0	353,491
Nichols Hills / Metro Tech Ctr #22	500	1,705,030	1,632,167	108,181,316	111,518,513	1,085,000	1,085	16,000	16	1,101,000	256,580	7	110,160,933
Midwest City / Rose State College	589	2,216,192	2,276,851	30,434,432	34,927,475	1,394,108	1,395	182,124	190	1,576,232	498,552	66	32,852,691
The Village / Metro Tech Ctr #22	627	5,060,953	1,313,020	57,365,003	63,738,976	2,189,000	2,189	145,000	145	2,334,000	324,382	29	61,080,594
The Village / Metro Tech Ctr #22	627TF1D	77,913	0	1,380,233	1,458,146	0	0	0	0	0	0	0	1,458,146
Valley Brook / Okc Community College	700	175,130	83,110	1,385,345	1,643,585	98,953	99	11,431	17	110,384	3,379	1	1,529,822
Nicoma Park / Metro Tech Ctr #22	889	120,812	256,767	740,508	1,118,087	57,000	57	6,160	7	63,160	6,115	1	1,048,812
Del City / Rose State College	901	1,341,052	190,669	4,815,222	6,346,943	211,000	211	21,000	21	232,000	78,871	11	6,036,072
Spencer / Metro Tech Ctr #22	989	692,957	926,990	12,629,354	14,249,301	810,284	812	89,665	102	899,949	243,677	32	13,105,675
Vo Tech Total		329,302,165	214,474,265	1,449,722,479	1,993,498,909	40,915,140	41,020	4,074,364	4,770	44,989,504	6,353,272	667	1,942,156,133
McCloud J.D. #1													
/ Gordon Cooper Tech Ctr. #5	401	20,372	442,104	466,912	929,388	34,000	34	3,019	4	37,019	0	0	892,369
Oklahoma City / Gordon Cooper Tech Ctr. #5	411	98,360	549,092	5,307,693	5,955,145	248,000	248	14,857	16	262,857	33,090	4	5,659,198
Vo Tech Total		118,732	991,196	5,774,605	6,884,533	282,000	282	17,876	20	299,876	33,090	4	6,551,567
Moore J.D. #2													
Oklahoma City / Okc Community College	302	5,971,508	2,475,499	42,114,150	50,561,157	1,360,000	1,360	91,000	91	1,451,000	381,639	33	48,728,518
Oklahoma City / Moore Norman Tech Ctr #17	312	1,431,045	1,284,848	22,020,250	24,736,143	710,000	710	9,000	9	719,000	425,212	28	23,591,931
/ Okc Community College	402	0	0	26,632	26,632	0	0	0	0	0	0	0	26,632
/ Moore Norman Tech Ctr #17	412	0	0	4,512	4,512	0	0	0	0	0	0	0	4,512
Vo Tech Total		7,402,553	3,760,347	64,165,544	75,328,444	2,070,000	2,070	100,000	100	2,170,000	806,851	61	72,351,593
Piedmont J.D. #22													
Oklahoma City / Canadian Valley Tech Ctr. #6	222	212,403	946,196	24,274,671	25,433,270	644,000	644	4,000	4	648,000	357,173	16	24,428,097
/ Canadian Valley Tech Ctr. #6	322	57,806	0	93,847	151,653	1,000	1	0	0	1,000	0	0	150,653
/ Canadian Valley Tech Ctr. #6	322FD2	2,773	250,872	2,341,061	2,594,706	56,000	56	0	0	56,000	0	0	2,538,706
Vo Tech Total		272,982	1,197,068	26,709,579	28,179,629	701,000	701	4,000	4	705,000	357,173	16	27,117,456
Mustang J.D. #69													
Oklahoma City / Canadian Valley Tech Ctr. #6	269	146,861	386,088	10,084,143	10,617,092	343,000	343	9,000	9	352,000	19,801	1	10,245,291
/ Canadian Valley Tech Ctr. #6	369	0	493	12,081	12,574	0	0	0	0	0	0	0	12,574
Vo Tech Total		146,861	386,581	10,096,224	10,629,666	343,000	343	9,000	9	352,000	19,801	1	10,257,865

<i>School</i>	<i>TXD</i>	<i>Personal</i>	<i>Public Service</i>	<i>Real Estate</i>	<i>Total Valuation</i>	<i>Homestead</i>	<i>Count</i>	<i>Addr'l Hmstd</i>	<i>Count</i>	<i>Total Homestead</i>	<i>DAV Exemption</i>	<i>DAV Count</i>	<i>Net Valuation</i>
<i>Grand Total</i>		852,825,729	437,178,045	4,594,517,965	5,884,521,739	120,633,170	120,759	7,611,247	8,369	128,244,417	29,876,379	2,236	5,726,400,943



320 Robert S. Kerr, #313
Oklahoma City, Oklahoma 73102

2010 RealWare Homestead By City

City	TXD	Personal	Public Service	Real Estate	Total Valuation	Homestead	Count	Add'l Hmstd	Count	Total Homestead	DAV Exemption	DAV Count	Net Valuation
Luther #3 - I89 / Eastern Ok Co Tech Ctr #23	003	48,660	891,262	6,750,883	7,690,805	126,000	126	8,000	8	134,000	41,429	3	7,515,376
Edmond #12 / Francis Tuttle Tech Ctr #21	012	538,886	994,407	7,143,799	8,677,092	165,000	165	1,000	1	166,000	41,473	2	8,469,619
Edmond #12 / Francis Tuttle Tech Ctr #21	012FD2	8,135	119,886	3,680,133	3,808,154	74,000	74	0	0	74,000	23,295	1	3,710,859
Oakdale #29 / No Spec Dist	029	0	0	218,031	218,031	3,000	3	1,000	1	4,000	0	0	214,031
Millwood #37 / Francis Tuttle Tech Ctr #21	037	8,052	44,569	75,662	128,283	1,000	1	0	0	1,000	0	0	127,283
Western Heights #41 / Francis Tuttle Tech Ctr #21	041	0	0	2,006	2,006	0	0	0	0	0	0	0	2,006
Mid-Del #52 / Rose State College	052	417,972	492,816	1,187,139	2,097,927	48,000	48	3,000	3	51,000	5,106	1	2,041,821
Crooked Oak #53 / Metro Tech Ctr #22	053	0	0	0	0	0	0	0	0	0	0	0	0
Crutcho #74 / No Spec Dist	074	321,337	424,497	793,214	1,539,048	42,000	49	7,721	8	49,721	17,504	1	1,471,823
Oklahoma City #89 / Metro Tech Ctr #22	089	185,305	1,949,514	1,908,671	4,043,490	78,000	78	7,161	8	85,161	3,642	1	3,954,687
Putnam City #1 / Francis Tuttle Tech Ctr #21	101	47,432	284,303	556,933	888,668	5,000	5	0	0	5,000	0	0	883,668
Luther #3 / Eastern Ok Co Tech Ctr #23	103	608,080	1,832,764	6,726,207	9,167,051	266,177	267	8,000	8	274,177	69,636	6	8,823,238
Luther #3 / Eastern Ok Co Tech Ctr #23	103FD1	84,911	86,717	2,004,936	2,176,564	126,644	127	6,000	6	132,644	21,405	2	2,022,515
Choctaw #4 / Eastern Ok Co Tech Ctr #23	104	748,751	1,536,552	16,430,220	18,715,523	725,000	725	25,908	27	750,908	437,100	27	17,527,515
Deer Creek #6 / Francis Tuttle Tech Ctr #21	106	243,415	813,732	17,813,682	18,870,829	353,000	353	1,000	1	354,000	22,257	1	18,494,572
Deer Creek #6 / Francis Tuttle Tech Ctr #21	106FD2	1,693,402	2,739,687	33,812,067	38,245,156	553,000	553	4,000	4	557,000	128,061	4	37,560,095
Harrah #7 / Eastern Ok Co Tech Ctr #23	107	2,449,603	18,806,847	14,722,586	35,979,036	685,554	686	32,163	34	717,717	381,693	28	34,879,626
Harrah #7 / Eastern Ok Co Tech Ctr #23	107FD1	96,365	85,823	4,555,366	4,737,554	258,000	258	11,000	11	269,000	34,223	4	4,434,331
Harrah #7 / Eastern Ok Co Tech Ctr #23	107TF1D	0	0	2,325	2,325	0	0	0	0	0	0	0	2,325
Jones #9 / Eastern Ok Co Tech Ctr #23	109	2,956,664	576,326	4,064,030	7,597,020	128,000	128	5,000	5	133,000	17,343	1	7,446,677
Jones #9 / Eastern Ok Co Tech Ctr #23	109FD1	9,871	42,056	1,166,566	1,218,493	63,000	63	3,000	3	66,000	24,030	3	1,128,463
Edmond #12 - I89 / Francis Tuttle Tech Ctr #21	112	208,482	1,295,183	7,651,524	9,155,189	125,599	126	10,602	12	136,201	16,451	2	9,002,537
Western Heights #41 / Okc Community College	141	0	0	167,657	167,657	5,000	5	0	0	5,000	0	0	162,657
Oklahoma City #89 / Okc Community College	189	2,287,844	85,551	1,626,081	3,999,476	0	0	0	0	0	0	0	3,999,476
Piedmont J.D. #22 / Canadian Valley Tech Ctr. #6	322	57,806	0	93,847	151,653	1,000	1	0	0	1,000	0	0	150,653
Piedmont J.D. #22 / Canadian Valley Tech Ctr. #6	322FD2	2,773	250,872	2,341,061	2,594,706	56,000	56	0	0	56,000	0	0	2,538,706
Mustang J.D. #69 / Canadian Valley Tech Ctr. #6	369	0	493	12,081	12,574	0	0	0	0	0	0	0	12,574
McLoud J.D. #1 / Gordon Cooper Tech Ctr. #5	401	20,372	442,104	466,912	929,388	34,000	34	3,019	4	37,019	0	0	892,369
Moore J.D. #2 / Okc Community College	402	0	0	26,632	26,632	0	0	0	0	0	0	0	26,632
Moore J.D. #2 / Moore Norman Tech Ctr #17	412	0	0	4,512	4,512	0	0	0	0	0	0	0	4,512
City Total		13,044,118	33,795,961	136,004,763	182,844,842	3,921,974	3,931	137,574	144	4,059,548	1,284,648	87	177,500,646

City	TXD	Personal	Public Service	Real Estate	Total Valuation	Homestead	Count	Addr'l Hmstd	Count	Total Homestead	DAV Exemption	DAV Count	Net Valuation
Bethany													
Putnam City #1 / Francis Tuttle Tech Ctr #21	581	5,391,430	4,652,175	69,854,323	79,897,928	3,185,000	3,185	262,825	263	3,447,825	484,124	43	75,965,979
Bethany #88 / Canadian Valley Tech Ctr. #6	588	823,310	1,411,282	11,694,897	13,929,489	416,000	416	49,000	49	465,000	60,656	5	13,403,833
City Total		6,214,740	6,063,457	81,549,220	93,827,417	3,601,000	3,601	311,825	312	3,912,825	544,780	48	89,369,812
Choctaw													
Jones #9 / Eastern Ok Co Tech Ctr #23	309	17,448	101,418	1,555,460	1,674,326	93,000	93	11,000	11	104,000	59,110	4	1,511,216
Oklahoma City #89 / Metro Tech Ctr #22	489	19,869	211,693	133,929	365,491	11,000	11	1,000	1	12,000	0	0	353,491
Choctaw #4 / Eastern Ok Co Tech Ctr #23	504	1,380,957	3,286,572	60,913,697	65,581,226	2,420,772	2,421	109,391	111	2,530,163	1,163,453	66	61,887,610
Choctaw #4 / Eastern Ok Co Tech Ctr #23	504TF1D	1,002,029	0	2,316,354	3,318,383	19,000	19	3,000	3	22,000	0	0	3,296,383
City Total		2,420,303	3,599,683	64,919,440	70,939,426	2,543,772	2,544	124,391	126	2,668,163	1,222,563	70	67,048,700
Del City													
Mid-Del #52 / Rose State College	652	7,925,608	4,325,110	76,736,067	88,986,785	3,995,000	3,995	424,683	425	4,419,683	1,138,386	126	83,428,716
Crutcho #74 / Rose State College	774	2,815,856	370,055	166,228	3,352,139	0	0	0	0	0	0	0	3,352,139
Oklahoma City #89 / Rose State College	901	1,341,052	190,669	4,815,222	6,346,943	211,000	211	21,000	21	232,000	78,871	11	6,036,072
City Total		12,082,516	4,885,834	81,717,517	98,685,867	4,206,000	4,206	445,683	446	4,651,683	1,217,257	137	92,816,927
Edmond													
Luther #3 - 189 / Eastern Ok Co Tech Ctr #23	403	20,796	2,396,860	337,005	2,754,661	11,000	11	1,000	1	12,000	0	0	2,742,661
Edmond #12 / Francis Tuttle Tech Ctr #21	512	53,988,424	14,472,563	690,216,957	758,677,944	14,697,000	14,697	330,000	330	15,027,000	2,698,764	134	740,952,180
Luther #3 / Eastern Ok Co Tech Ctr #23	603	388	511	185,510	186,409	5,000	5	0	0	5,000	0	0	181,409
Deer Creek #6 / Francis Tuttle Tech Ctr #21	606	23,271	248,215	11,433,053	11,704,539	218,000	218	0	0	218,000	40,946	2	11,445,593
Jones #9 / Eastern Ok Co Tech Ctr #23	609	1,673	24,498	1,218,875	1,245,046	20,000	20	0	0	20,000	9,527	1	1,215,519
Edmond #12 - 189 / Francis Tuttle Tech Ctr #21	612	539,503	827,797	29,291,882	30,659,182	349,533	350	5,887	7	355,420	53,279	2	30,250,483
City Total		54,574,055	17,970,444	732,683,282	805,227,781	15,300,533	15,301	336,887	338	15,637,420	2,802,516	139	786,787,845
Forest Park													
Millwood #37 / Francis Tuttle Tech Ctr #21	837	539,102	27,022	934,229	1,500,353	27,000	27	0	0	27,000	0	0	1,473,353
Mid-Del #52 / Rose State College	852	176,367	233,702	7,948,068	8,358,137	300,000	300	12,000	12	312,000	307,027	15	7,739,110
City Total		715,469	260,724	8,882,297	9,858,490	327,000	327	12,000	12	339,000	307,027	15	9,212,463
Harrah													
Harrah #7 / Eastern Ok Co Tech Ctr #23	507	970,443	1,612,818	18,171,099	20,754,360	735,551	737	36,243	38	771,794	248,249	20	19,734,317
Harrah #7 / Eastern Ok Co Tech Ctr #23	507TF1D	4	0	211,971	211,975	6,000	6	0	0	6,000	0	0	205,975
Choctaw #4 / Eastern Ok Co Tech Ctr #23	704	49,461	344,356	6,018,266	6,412,083	294,171	295	12,000	13	306,171	224,140	16	5,881,772
City Total		1,019,908	1,957,174	24,401,336	27,378,418	1,035,722	1,038	48,243	51	1,083,965	472,389	36	25,822,064
Jones													
Jones #9 / Eastern Ok Co Tech Ctr #23	509	1,467,456	634,472	9,745,215	11,847,143	469,589	470	57,956	58	527,545	143,565	11	11,176,033
City Total		1,467,456	634,472	9,745,215	11,847,143	469,589	470	57,956	58	527,545	143,565	11	11,176,033
Lake Aluma													
Millwood #37 / Francis Tuttle Tech Ctr #21	637	64	2,851	2,334,289	2,337,204	27,000	27	0	0	27,000	0	0	2,310,204

City	TXD	Personal	Public Service	Real Estate	Total Valuation	Homestead	Count	Addr'l Hmstd	Count	Total Homestead	DAV Exemption	DAV Count	Net Valuation
City Total		64	2,851	2,334,289	2,337,204	27,000	27	0	0	27,000	0	0	2,310,204
Luther													
Luther #3 / Eastern Ok Co Tech Ctr #23	503	1,033,494	49,501,659	4,025,759	54,560,912	202,831	204	18,266	21	221,097	32,472	4	54,307,343
Luther #3 - 189 / Eastern Ok Co Tech Ctr #23	703	3,272	13,928	567,244	584,444	6,000	6	0	0	6,000	0	0	578,444
City Total		1,036,766	49,515,587	4,593,003	55,145,356	208,831	210	18,266	21	227,097	32,472	4	54,885,787
Midwest City													
Mid-Del #52 / Rose State College	552	24,490,670	7,820,709	164,324,965	196,636,344	6,326,000	6,326	480,410	481	6,806,410	2,745,176	237	187,084,758
Mid-Del #52 / Rose State College	552TF1D	9,274,879	0	955,569	10,230,448	0	0	0	0	0	0	0	10,230,448
Oklahoma City #89 / Rose State College	589	2,216,192	2,276,851	30,434,432	34,927,475	1,394,108	1,395	182,124	190	1,576,232	498,552	66	32,852,691
Choctaw #4 / Rose State College	604	354,106	1,367,579	52,202,466	53,924,151	1,875,000	1,875	69,682	70	1,944,682	1,310,582	73	50,668,887
Crutcho #74 / Rose State College	674	686,487	1,909,182	4,660,334	7,256,003	119,978	122	6,000	7	125,978	20,399	3	7,109,626
City Total		37,022,334	13,374,321	252,577,766	302,974,421	9,715,086	9,718	738,216	748	10,453,302	4,574,709	379	287,946,410
Nichols Hills													
Oklahoma City #89 / Metro Tech Ctr #22	500	1,705,030	1,632,167	108,181,316	111,518,513	1,085,000	1,085	16,000	16	1,101,000	256,580	7	110,160,933
City Total		1,705,030	1,632,167	108,181,316	111,518,513	1,085,000	1,085	16,000	16	1,101,000	256,580	7	110,160,933
Nicoma Park													
Oklahoma City #89 / Metro Tech Ctr #22	889	120,812	256,767	740,508	1,118,087	57,000	57	6,160	7	63,160	6,115	1	1,048,812
Choctaw #4 / Eastern Ok Co Tech Ctr #23	904	862,070	1,183,640	8,071,714	10,117,424	419,000	419	39,116	40	458,116	202,003	17	9,457,305
City Total		982,882	1,440,407	8,812,222	11,235,511	476,000	476	45,276	47	521,276	208,118	18	10,506,117
Oklahoma City													
Oklahoma City #89 / Metro Tech Ctr #22	200	165,578,612	150,410,369	824,646,674	1,140,635,655	23,220,926	23,297	1,897,694	2,323	25,118,620	3,609,204	336	1,111,907,831
Oklahoma City #89 / Metro Tech Ctr #22	200TF1D	19,418,997	0	14,080,832	33,499,829	1,000	1	0	0	1,000	0	0	33,498,829
Oklahoma City #89 / Metro Tech Ctr #22	200TF2D	8,608,254	0	23,803,234	32,411,488	18,000	18	0	0	18,000	0	0	32,393,488
Oklahoma City #89 / Metro Tech Ctr #22	200TF2I	30,950,486	0	70,678,671	101,629,157	59,000	59	4,000	4	63,000	0	0	101,566,157
Oklahoma City #89 / Metro Tech Ctr #22	200TF4D	0	0	20,750	20,750	688	1	0	1	688	0	0	20,062
Oklahoma City #89 / Metro Tech Ctr #22	200TF7D	26,270	0	484,271	510,541	40,747	42	3,111	9	43,858	759	1	465,924
Oklahoma City #89 / Metro Tech Ctr #22	200TF8D	10,422	0	2,064,230	2,074,652	0	0	0	0	0	0	0	2,074,652
Luther #3 / Eastern Ok Co Tech Ctr #23	203	86,724	370,765	3,264,352	3,721,841	147,000	147	7,000	7	154,000	86,577	6	3,481,264
Choctaw #4 / Eastern Ok Co Tech Ctr #23	204	645,378	1,072,588	17,907,352	19,625,318	676,000	676	25,556	26	701,556	358,107	18	18,565,655
Deer Creek #6 / Francis Tuttle Tech Ctr #21	206	9,627,908	5,314,204	124,016,810	138,958,922	1,692,000	1,692	14,000	14	1,706,000	412,904	18	136,840,018
Harrah #7 / Eastern Ok Co Tech Ctr #23	207	33,639	322,802	3,228,266	3,584,707	140,816	141	2,000	2	142,816	77,816	5	3,364,075
Jones #9 / Eastern Ok Co Tech Ctr #23	209	774,309	995,709	10,022,653	11,792,671	417,599	418	16,330	17	433,929	115,408	8	11,243,334
Edmond #12 / Francis Tuttle Tech Ctr #21	212	54,134,780	13,350,900	487,930,563	555,416,243	7,800,000	7,800	101,000	101	7,901,000	2,347,858	109	545,167,385
Piedmont J.D. #22 / Canadian Valley Tech Ctr. #6	222	212,403	946,196	24,274,671	25,433,270	644,000	644	4,000	4	648,000	357,173	16	24,428,097
Oakdale #29 / No Spec Dist	229	7,538,928	1,430,775	58,305,637	67,275,340	566,000	566	1,000	1	567,000	85,748	4	66,622,592
Millwood #37 / Francis Tuttle Tech Ctr #21	237	11,240,068	1,861,398	20,855,705	33,957,171	771,000	771	83,775	85	854,775	322,727	26	32,779,669
Mid-Del #52 / Rose State College	252	41,481,414	10,918,423	113,953,023	166,352,860	3,041,870	3,043	127,609	137	3,169,479	2,108,224	142	161,075,157

City	TXD	Personal	Public Service	Real Estate	Total Valuation	Homestead	Count	Addr'l Hmstd	Count	Total Homestead	DAV Exemption	DAV Count	Net Valuation
Crooked Oak #53 / Metro Tech Ctr #22	253	13,932,926	2,184,543	12,840,641	28,958,110	97,883	101	8,134	24	106,017	639	1	28,851,454
Mustang J.D. #69 / Canadian Valley Tech Ctr. #6	269	146,861	386,088	10,084,143	10,617,092	343,000	343	9,000	9	352,000	19,801	1	10,245,291
Crutcho #74 / No Spec Dist	274	299,155	229,506	154,465	683,126	0	0	0	0	0	0	0	683,126
Oklahoma City #89 / Okc Community College	300	90,669,741	55,137,564	291,379,055	437,186,360	11,631,434	11,656	1,689,018	1,925	13,320,452	1,328,111	182	422,537,797
Oklahoma City #89 / Okc Community College	300TF4D	156,326	0	1,739,510	1,895,836	3,000	3	1,000	1	4,000	0	0	1,891,836
Oklahoma City #89 / Okc Community College	300TF6D	0	0	225,158	225,158	6,000	6	0	0	6,000	0	0	219,158
Moore J.D. #2 / Okc Community College	302	5,971,508	2,475,499	42,114,150	50,561,157	1,360,000	1,360	91,000	91	1,451,000	381,639	33	48,728,518
Moore J.D. #2 / Moore Norman Tech Ctr #17	312	1,431,045	1,284,848	22,020,250	24,736,143	710,000	710	9,000	9	719,000	425,212	28	23,591,931
Western Heights #41 / Okc Community College	341	93,481,075	15,445,696	80,733,384	189,660,155	1,256,463	1,257	110,851	112	1,367,314	130,472	16	188,162,369
Crooked Oak #53 / Okc Community College	353	10,333,196	4,416,397	4,441,710	19,191,303	193,000	193	30,103	45	223,103	8,542	2	18,959,658
McLoud J.D. #1 / Gordon Cooper Tech Ctr. #5	411	98,360	549,092	5,307,693	5,955,145	248,000	248	14,857	16	262,857	33,090	4	5,659,198
Putnam City #1 / Francis Tuttle Tech Ctr #21	501	113,601,929	25,211,341	640,548,358	779,361,628	16,887,000	16,887	622,796	623	17,509,796	3,567,446	230	758,284,386
Putnam City #1 / Francis Tuttle Tech Ctr #21	501TF4D	986,884	0	5,392,011	6,378,895	4,000	4	0	0	4,000	0	0	6,374,895
Western Heights #41 / Francis Tuttle Tech Ctr #21	541	22,175,528	3,265,386	35,273,008	60,713,922	644,000	644	42,000	42	686,000	71,497	9	59,956,425
Edmond #12 - I89 / Francis Tuttle Tech Ctr #21	712	16,845	0	1,776,344	1,793,189	49,000	49	1,000	1	50,000	37,990	1	1,705,199
City Total		703,669,971	297,580,089	2,953,567,574	3,954,817,634	72,669,426	72,777	4,915,834	5,629	77,585,260	15,886,944	1,196	3,861,345,430
Smith Village													
Mid-Del #52 / Rose State College	653	2,221	113,910	237,697	353,828	15,000	15	3,000	3	18,000	16,482	2	319,346
City Total		2,221	113,910	237,697	353,828	15,000	15	3,000	3	18,000	16,482	2	319,346
Spencer													
Oklahoma City #89 / Metro Tech Ctr #22	989	692,957	926,990	12,629,354	14,249,301	810,284	812	89,665	102	899,949	243,677	32	13,105,675
City Total		692,957	926,990	12,629,354	14,249,301	810,284	812	89,665	102	899,949	243,677	32	13,105,675
The Village													
Oklahoma City #89 / Metro Tech Ctr #22	627	5,060,953	1,313,020	57,365,003	63,738,976	2,189,000	2,189	145,000	145	2,334,000	324,382	29	61,080,594
Oklahoma City #89 / Metro Tech Ctr #22	627TF1D	77,913	0	1,380,233	1,458,146	0	0	0	0	0	0	0	1,458,146
City Total		5,138,866	1,313,020	58,745,236	65,197,122	2,189,000	2,189	145,000	145	2,334,000	324,382	29	62,538,740
Valley Brook													
Oklahoma City #89 / Okc Community College	700	175,130	83,110	1,385,345	1,643,585	98,953	99	11,431	17	110,384	3,379	1	1,529,822
City Total		175,130	83,110	1,385,345	1,643,585	98,953	99	11,431	17	110,384	3,379	1	1,529,822
Warr Acres													
Putnam City #1 / Francis Tuttle Tech Ctr #21	601	9,607,440	1,907,053	50,194,765	61,709,258	1,880,000	1,880	151,000	151	2,031,000	322,137	24	59,356,121
City Total		9,607,440	1,907,053	50,194,765	61,709,258	1,880,000	1,880	151,000	151	2,031,000	322,137	24	59,356,121
Woodlawn Park													
Putnam City #1 / Francis Tuttle Tech Ctr #21	701	1,253,503	120,791	1,356,328	2,730,622	53,000	53	3,000	3	56,000	12,754	1	2,661,868
City Total		1,253,503	120,791	1,356,328	2,730,622	53,000	53	3,000	3	56,000	12,754	1	2,661,868

<i>City</i>	<i>TXD</i>	<i>Personal</i>	<i>Public Service</i>	<i>Real Estate</i>	<i>Total Valuation</i>	<i>Homestead</i>	<i>Count</i>	<i>Addr'l Hmstd</i>	<i>Count</i>	<i>Total Homestead</i>	<i>DAV Exemption</i>	<i>DAV Count</i>	<i>Net Valuation</i>
<i>Grand Total</i>		852,825,729	437,178,045	4,594,517,965	5,884,521,739	120,633,170	120,759	7,611,247	8,369	128,244,417	29,876,379	2,236	5,726,400,943



2010 RealWare Homestead By Tax District

CITY	TXD	Personal	Public Service	Real Estate	Total Valuation	Homestead	Count	Add'l Hmstd	Count	Total Homestead	DAV Count	DAV Assessed	Net Valuation
/ Eastern Ok Co Tech Ctr #23	003	48,660	891,262	6,750,883	7,690,805	126,000	126	8,000	8	134,000	3	41,429	7,515,376
/ Francis Tuttle Tech Ctr #21	012	538,886	994,407	7,143,799	8,677,092	165,000	165	1,000	1	166,000	2	41,473	8,469,619
/ Francis Tuttle Tech Ctr #21	012FD2	8,135	119,886	3,680,133	3,808,154	74,000	74	0	0	74,000	1	23,295	3,710,859
/ No Spec Dist	029	0	0	218,031	218,031	3,000	3	1,000	1	4,000	0	0	214,031
/ Francis Tuttle Tech Ctr #21	037	8,052	44,569	75,662	128,283	1,000	1	0	0	1,000	0	0	127,283
/ Francis Tuttle Tech Ctr #21	041	0	0	2,006	2,006	0	0	0	0	0	0	0	2,006
/ Rose State College	052	417,972	492,816	1,187,139	2,097,927	48,000	48	3,000	3	51,000	1	5,106	2,041,821
/ Metro Tech Ctr #22	053	0	0	0	0	0	0	0	0	0	0	0	0
/ No Spec Dist	074	321,337	424,497	793,214	1,539,048	42,000	49	7,721	8	49,721	1	17,504	1,471,823
/ Metro Tech Ctr #22	089	185,305	1,949,514	1,908,671	4,043,490	78,000	78	7,161	8	85,161	1	3,642	3,954,687
/ Francis Tuttle Tech Ctr #21	101	47,432	284,303	556,933	888,668	5,000	5	0	0	5,000	0	0	883,668
/ Eastern Ok Co Tech Ctr #23	103	608,080	1,832,764	6,726,207	9,167,051	266,177	267	8,000	8	274,177	6	69,636	8,823,238
/ Eastern Ok Co Tech Ctr #23	103FD1	84,911	86,717	2,004,936	2,176,564	126,644	127	6,000	6	132,644	2	21,405	2,022,515
/ Eastern Ok Co Tech Ctr #23	104	748,751	1,536,552	16,430,220	18,715,523	725,000	725	25,908	27	750,908	27	437,100	17,527,515
/ Francis Tuttle Tech Ctr #21	106	243,415	813,732	17,813,682	18,870,829	353,000	353	1,000	1	354,000	1	22,257	18,494,572
/ Francis Tuttle Tech Ctr #21	106FD2	1,693,402	2,739,687	33,812,067	38,245,156	553,000	553	4,000	4	557,000	4	128,061	37,560,095
/ Eastern Ok Co Tech Ctr #23	107	2,449,603	18,806,847	14,722,586	35,979,036	685,554	686	32,163	34	717,717	28	381,693	34,879,626
/ Eastern Ok Co Tech Ctr #23	107FD1	96,365	85,823	4,555,366	4,737,554	258,000	258	11,000	11	269,000	4	34,223	4,434,331
/ Eastern Ok Co Tech Ctr #23	107TF1D	0	0	2,325	2,325	0	0	0	0	0	0	0	2,325
/ Eastern Ok Co Tech Ctr #23	109	2,956,664	576,326	4,064,030	7,597,020	128,000	128	5,000	5	133,000	1	17,343	7,446,677
/ Eastern Ok Co Tech Ctr #23	109FD1	9,871	42,056	1,166,566	1,218,493	63,000	63	3,000	3	66,000	3	24,030	1,128,463
/ Francis Tuttle Tech Ctr #21	112	208,482	1,295,183	7,651,524	9,155,189	125,599	126	10,602	12	136,201	2	16,451	9,002,537
/ Okc Community College	141	0	0	167,657	167,657	5,000	5	0	0	5,000	0	0	162,657
/ Okc Community College	189	2,287,844	85,551	1,626,081	3,999,476	0	0	0	0	0	0	0	3,999,476
Oklahoma City / Metro Tech Ctr #22	200	165,578,612	150,410,369	824,646,674	1,140,635,655	23,220,926	23,297	1,897,694	2,323	25,118,620	336	3,609,204	1,111,907,831
Oklahoma City / Metro Tech Ctr #22	200TF1D	19,418,997	0	14,080,832	33,499,829	1,000	1	0	0	1,000	0	0	33,498,829
Oklahoma City / Metro Tech Ctr #22	200TF2D	8,608,254	0	23,803,234	32,411,488	18,000	18	0	0	18,000	0	0	32,393,488
Oklahoma City / Metro Tech Ctr #22	200TF2I	30,950,486	0	70,678,671	101,629,157	59,000	59	4,000	4	63,000	0	0	101,566,157
Oklahoma City / Metro Tech Ctr #22	200TF4D	0	0	20,750	20,750	688	1	0	1	688	0	0	20,062
Oklahoma City / Metro Tech Ctr #22	200TF7D	26,270	0	484,271	510,541	40,747	42	3,111	9	43,858	1	759	465,924
Oklahoma City / Metro Tech Ctr #22	200TF8D	10,422	0	2,064,230	2,074,652	0	0	0	0	0	0	0	2,074,652

<i>CITY</i>	<i>TXD</i>	<i>Personal</i>	<i>Public Service</i>	<i>Real Estate</i>	<i>Total Valuation</i>	<i>Homestead</i>	<i>Count</i>	<i>Add'l Hmstd</i>	<i>Count</i>	<i>Total Homestead</i>	<i>DAV Count</i>	<i>DAV Assessed</i>	<i>Net Valuation</i>	
Oklahoma City	/ Eastern Ok Co Tech Ctr #23	203	86,724	370,765	3,264,352	3,721,841	147,000	147	7,000	7	154,000	6	86,577	3,481,264
Oklahoma City	/ Eastern Ok Co Tech Ctr #23	204	645,378	1,072,588	17,907,352	19,625,318	676,000	676	25,556	26	701,556	18	358,107	18,565,655
Oklahoma City	/ Francis Tuttle Tech Ctr #21	206	9,627,908	5,314,204	124,016,810	138,958,922	1,692,000	1,692	14,000	14	1,706,000	18	412,904	136,840,018
Oklahoma City	/ Eastern Ok Co Tech Ctr #23	207	33,639	322,802	3,228,266	3,584,707	140,816	141	2,000	2	142,816	5	77,816	3,364,075
Oklahoma City	/ Eastern Ok Co Tech Ctr #23	209	774,309	995,709	10,022,653	11,792,671	417,599	418	16,330	17	433,929	8	115,408	11,243,334
Oklahoma City	/ Francis Tuttle Tech Ctr #21	212	54,134,780	13,350,900	487,930,563	555,416,243	7,800,000	7,800	101,000	101	7,901,000	109	2,347,858	545,167,385
Oklahoma City	/ Canadian Valley Tech Ctr. #6	222	212,403	946,196	24,274,671	25,433,270	644,000	644	4,000	4	648,000	16	357,173	24,428,097
Oklahoma City	/ No Spec Dist	229	7,538,928	1,430,775	58,305,637	67,275,340	566,000	566	1,000	1	567,000	4	85,748	66,622,592
Oklahoma City	/ Francis Tuttle Tech Ctr #21	237	11,240,068	1,861,398	20,855,705	33,957,171	771,000	771	83,775	85	854,775	26	322,727	32,779,669
Oklahoma City	/ Rose State College	252	41,481,414	10,918,423	113,953,023	166,352,860	3,041,870	3,043	127,609	137	3,169,479	142	2,108,224	161,075,157
Oklahoma City	/ Metro Tech Ctr #22	253	13,932,926	2,184,543	12,840,641	28,958,110	97,883	101	8,134	24	106,017	1	639	28,851,454
Oklahoma City	/ Canadian Valley Tech Ctr. #6	269	146,861	386,088	10,084,143	10,617,092	343,000	343	9,000	9	352,000	1	19,801	10,245,291
Oklahoma City	/ No Spec Dist	274	299,155	229,506	154,465	683,126	0	0	0	0	0	0	0	683,126
Oklahoma City	/ Okc Community College	300	90,669,741	55,137,564	291,379,055	437,186,360	11,631,434	11,656	1,689,018	1,925	13,320,452	182	1,328,111	422,537,797
Oklahoma City	/ Okc Community College	300TF4D	156,326	0	1,739,510	1,895,836	3,000	3	1,000	1	4,000	0	0	1,891,836
Oklahoma City	/ Okc Community College	300TF6D	0	0	225,158	225,158	6,000	6	0	0	6,000	0	0	219,158
Oklahoma City	/ Okc Community College	302	5,971,508	2,475,499	42,114,150	50,561,157	1,360,000	1,360	91,000	91	1,451,000	33	381,639	48,728,518
Choctaw	/ Eastern Ok Co Tech Ctr #23	309	17,448	101,418	1,555,460	1,674,326	93,000	93	11,000	11	104,000	4	59,110	1,511,216
Oklahoma City	/ Moore Norman Tech Ctr #17	312	1,431,045	1,284,848	22,020,250	24,736,143	710,000	710	9,000	9	719,000	28	425,212	23,591,931
	/ Canadian Valley Tech Ctr. #6	322	57,806	0	93,847	151,653	1,000	1	0	0	1,000	0	0	150,653
	/ Canadian Valley Tech Ctr. #6	322FD2	2,773	250,872	2,341,061	2,594,706	56,000	56	0	0	56,000	0	0	2,538,706
Oklahoma City	/ Okc Community College	341	93,481,075	15,445,696	80,733,384	189,660,155	1,256,463	1,257	110,851	112	1,367,314	16	130,472	188,162,369
Oklahoma City	/ Okc Community College	353	10,333,196	4,416,397	4,441,710	19,191,303	193,000	193	30,103	45	223,103	2	8,542	18,959,658
	/ Canadian Valley Tech Ctr. #6	369	0	493	12,081	12,574	0	0	0	0	0	0	0	12,574
	/ Gordon Cooper Tech Ctr. #5	401	20,372	442,104	466,912	929,388	34,000	34	3,019	4	37,019	0	0	892,369
	/ Okc Community College	402	0	0	26,632	26,632	0	0	0	0	0	0	0	26,632
Edmond	/ Eastern Ok Co Tech Ctr #23	403	20,796	2,396,860	337,005	2,754,661	11,000	11	1,000	1	12,000	0	0	2,742,661
Oklahoma City	/ Gordon Cooper Tech Ctr. #5	411	98,360	549,092	5,307,693	5,955,145	248,000	248	14,857	16	262,857	4	33,090	5,659,198
	/ Moore Norman Tech Ctr #17	412	0	0	4,512	4,512	0	0	0	0	0	0	0	4,512
Choctaw	/ Metro Tech Ctr #22	489	19,869	211,693	133,929	365,491	11,000	11	1,000	1	12,000	0	0	353,491
Nichols Hills	/ Metro Tech Ctr #22	500	1,705,030	1,632,167	108,181,316	111,518,513	1,085,000	1,085	16,000	16	1,101,000	7	256,580	110,160,933
Oklahoma City	/ Francis Tuttle Tech Ctr #21	501	113,601,929	25,211,341	640,548,358	779,361,628	16,887,000	16,887	622,796	623	17,509,796	230	3,567,446	758,284,386
Oklahoma City	/ Francis Tuttle Tech Ctr #21	501TF4D	986,884	0	5,392,011	6,378,895	4,000	4	0	0	4,000	0	0	6,374,895
Luther	/ Eastern Ok Co Tech Ctr #23	503	1,033,494	49,501,659	4,025,759	54,560,912	202,831	204	18,266	21	221,097	4	32,472	54,307,343

<i>CITY</i>		<i>TXD</i>	<i>Personal</i>	<i>Public Service</i>	<i>Real Estate</i>	<i>Total Valuation</i>	<i>Homestead</i>	<i>Count</i>	<i>Add'l Hmstd</i>	<i>Count</i>	<i>Total Homestead</i>	<i>DAV Count</i>	<i>DAV Assessed</i>	<i>Net Valuation</i>
Choctaw	/ Eastern Ok Co Tech Ctr #23	504	1,380,957	3,286,572	60,913,697	65,581,226	2,420,772	2,421	109,391	111	2,530,163	66	1,163,453	61,887,610
Choctaw	/ Eastern Ok Co Tech Ctr #23	504TF1D	1,002,029	0	2,316,354	3,318,383	19,000	19	3,000	3	22,000	0	0	3,296,383
Harrah	/ Eastern Ok Co Tech Ctr #23	507	970,443	1,612,818	18,171,099	20,754,360	735,551	737	36,243	38	771,794	20	248,249	19,734,317
Harrah	/ Eastern Ok Co Tech Ctr #23	507TF1D	4	0	211,971	211,975	6,000	6	0	0	6,000	0	0	205,975
Jones	/ Eastern Ok Co Tech Ctr #23	509	1,467,456	634,472	9,745,215	11,847,143	469,589	470	57,956	58	527,545	11	143,565	11,176,033
Edmond	/ Francis Tuttle Tech Ctr #21	512	53,988,424	14,472,563	690,216,957	758,677,944	14,697,000	14,697	330,000	330	15,027,000	134	2,698,764	740,952,180
Oklahoma City	/ Francis Tuttle Tech Ctr #21	541	22,175,528	3,265,386	35,273,008	60,713,922	644,000	644	42,000	42	686,000	9	71,497	59,956,425
Midwest City	/ Rose State College	552	24,490,670	7,820,709	164,324,965	196,636,344	6,326,000	6,326	480,410	481	6,806,410	237	2,745,176	187,084,758
Midwest City	/ Rose State College	552TF1D	9,274,879	0	955,569	10,230,448	0	0	0	0	0	0	0	10,230,448
Bethany	/ Francis Tuttle Tech Ctr #21	581	5,391,430	4,652,175	69,854,323	79,897,928	3,185,000	3,185	262,825	263	3,447,825	43	484,124	75,965,979
Bethany	/ Canadian Valley Tech Ctr. #6	588	823,310	1,411,282	11,694,897	13,929,489	416,000	416	49,000	49	465,000	5	60,656	13,403,833
Midwest City	/ Rose State College	589	2,216,192	2,276,851	30,434,432	34,927,475	1,394,108	1,395	182,124	190	1,576,232	66	498,552	32,852,691
Warr Acres	/ Francis Tuttle Tech Ctr #21	601	9,607,440	1,907,053	50,194,765	61,709,258	1,880,000	1,880	151,000	151	2,031,000	24	322,137	59,356,121
Edmond	/ Eastern Ok Co Tech Ctr #23	603	388	511	185,510	186,409	5,000	5	0	0	5,000	0	0	181,409
Midwest City	/ Rose State College	604	354,106	1,367,579	52,202,466	53,924,151	1,875,000	1,875	69,682	70	1,944,682	73	1,310,582	50,668,887
Edmond	/ Francis Tuttle Tech Ctr #21	606	23,271	248,215	11,433,053	11,704,539	218,000	218	0	0	218,000	2	40,946	11,445,593
Edmond	/ Eastern Ok Co Tech Ctr #23	609	1,673	24,498	1,218,875	1,245,046	20,000	20	0	0	20,000	1	9,527	1,215,519
Edmond	/ Francis Tuttle Tech Ctr #21	612	539,503	827,797	29,291,882	30,659,182	349,533	350	5,887	7	355,420	2	53,279	30,250,483
The Village	/ Metro Tech Ctr #22	627	5,060,953	1,313,020	57,365,003	63,738,976	2,189,000	2,189	145,000	145	2,334,000	29	324,382	61,080,594
The Village	/ Metro Tech Ctr #22	627TF1D	77,913	0	1,380,233	1,458,146	0	0	0	0	0	0	0	1,458,146
Lake Aluma	/ Francis Tuttle Tech Ctr #21	637	64	2,851	2,334,289	2,337,204	27,000	27	0	0	27,000	0	0	2,310,204
Del City	/ Rose State College	652	7,925,608	4,325,110	76,736,067	88,986,785	3,995,000	3,995	424,683	425	4,419,683	126	1,138,386	83,428,716
Smith Village	/ Rose State College	653	2,221	113,910	237,697	353,828	15,000	15	3,000	3	18,000	2	16,482	319,346
Midwest City	/ Rose State College	674	686,487	1,909,182	4,660,334	7,256,003	119,978	122	6,000	7	125,978	3	20,399	7,109,626
Valley Brook	/ Okc Community College	700	175,130	83,110	1,385,345	1,643,585	98,953	99	11,431	17	110,384	1	3,379	1,529,822
Woodlawn Park	/ Francis Tuttle Tech Ctr #21	701	1,253,503	120,791	1,356,328	2,730,622	53,000	53	3,000	3	56,000	1	12,754	2,661,868
Luther	/ Eastern Ok Co Tech Ctr #23	703	3,272	13,928	567,244	584,444	6,000	6	0	0	6,000	0	0	578,444
Harrah	/ Eastern Ok Co Tech Ctr #23	704	49,461	344,356	6,018,266	6,412,083	294,171	295	12,000	13	306,171	16	224,140	5,881,772
Oklahoma City	/ Francis Tuttle Tech Ctr #21	712	16,845	0	1,776,344	1,793,189	49,000	49	1,000	1	50,000	1	37,990	1,705,199
Del City	/ Rose State College	774	2,815,856	370,055	166,228	3,352,139	0	0	0	0	0	0	0	3,352,139
Forest Park	/ Francis Tuttle Tech Ctr #21	837	539,102	27,022	934,229	1,500,353	27,000	27	0	0	27,000	0	0	1,473,353
Forest Park	/ Rose State College	852	176,367	233,702	7,948,068	8,358,137	300,000	300	12,000	12	312,000	15	307,027	7,739,110
Nicoma Park	/ Metro Tech Ctr #22	889	120,812	256,767	740,508	1,118,087	57,000	57	6,160	7	63,160	1	6,115	1,048,812
Del City	/ Rose State College	901	1,341,052	190,669	4,815,222	6,346,943	211,000	211	21,000	21	232,000	11	78,871	6,036,072

<i>CITY</i>	<i>TXD</i>	<i>Personal</i>	<i>Public Service</i>	<i>Real Estate</i>	<i>Total Valuation</i>	<i>Homestead</i>	<i>Count</i>	<i>Add'l Hmstd</i>	<i>Count</i>	<i>Total Homestead</i>	<i>DAV Count</i>	<i>DAV Assessed</i>	<i>Net Valuation</i>	
Nicoma Park	/ Eastern Ok Co Tech Ctr #23	904	862,070	1,183,640	8,071,714	10,117,424	419,000	419	39,116	40	458,116	17	202,003	9,457,305
Spencer	/ Metro Tech Ctr #22	989	692,957	926,990	12,629,354	14,249,301	810,284	812	89,665	102	899,949	32	243,677	13,105,675
Grand Total			852,825,729	437,178,045	4,594,517,965	5,884,521,739	120,633,170	120,759	7,611,247	8,369	128,244,417	2,236	29,876,379	5,726,400,943