



Leonard Sullivan

OKLAHOMA COUNTY ASSESSOR

320 ROBERT S. KERR, #313 OKLAHOMA CITY, OKLAHOMA 73102
(405) 713-1200 FAX (405) 713-1853

TO: County School and Vocational-Technical Administrators
Director of Libraries and City-County Health Department

FROM: Leonard Sullivan

SUBJECT: 2011 Valuations

DATE: August 3, 2011

FYI

Southwestern Bell has protested their 2011 values set by the Ad Valorem Division of the Oklahoma Tax Commission. They seek:

- a 66% reduction on SBC Advanced Solutions
- a 47% reduction on SW Bell Telephone
- a 47% reduction on SW Bell Telephone Video

County-wide this would be a reduction of \$34.06 million assessed if they are successful with their protest.

Please do not hold up on filing your budgets with the County Clerk Office as this will only delay tax collections.

Attached you will find a breakdown showing the impact by jurisdiction.

If you have any questions please contact Mike Morrison at 405-713-7148 or email micmor@oklahomacounty.org.

Sincerely,

Leonard Sullivan
Oklahoma County Assessor

MISSION STATEMENT

We dedicate ourselves to provide the citizens of Oklahoma County fair, equitable assessments. We will not compromise our integrity for personal gain or accommodation, but will faithfully apply policies and practices with honesty, reliability and respect. We are committed to a quality of service beyond the norm and to diligently safeguard the public trust.



Leonard Sullivan
Oklahoma County Assessor

320 Robert S. Kerr, #313
Oklahoma City, Oklahoma 73102

Thursday, August 04, 2011

2011 SW Bell Protest By School

School	Tax District	2011 SW Bell Protested Valuation	SW Bell Un-Protested Amount	Total Net Assessed by OTC
Putnam City #1				
/ Francis Tuttle Tech Ctr #21	101	3,117	3,515	6,632
Oklahoma City / Francis Tuttle Tech Ctr #21	501	2,401,816	2,653,348	5,055,164
Oklahoma City / Francis Tuttle Tech Ctr #21	501TF4D	0	0	0
Bethany / Francis Tuttle Tech Ctr #21	581	1,531,928	1,727,493	3,259,421
Warr Acres / Francis Tuttle Tech Ctr #21	601	111,407	125,630	237,037
Woodlawn Park / Francis Tuttle Tech Ctr #21	701	28,206	31,806	60,012
School Total		4,076,474	4,541,792	8,618,266
Luther #3				
/ Eastern Ok Co Tech Ctr #23	103	67,104	75,671	142,775
/ Eastern Ok Co Tech Ctr #23	103FD1	24,424	27,542	51,966
Oklahoma City / Eastern Ok Co Tech Ctr #23	203	53,706	60,562	114,268
Luther / Eastern Ok Co Tech Ctr #23	503	116,425	129,221	245,646
Edmond / Eastern Ok Co Tech Ctr #23	603	250	282	532
School Total		261,909	293,278	555,187
Luther #3 - I89				
/ Eastern Ok Co Tech Ctr #23	003	38,181	43,055	81,236
Edmond / Eastern Ok Co Tech Ctr #23	403	22,633	25,522	48,155
Luther / Eastern Ok Co Tech Ctr #23	703	3,612	1,861	5,473
School Total		64,426	70,438	134,864
Choctaw #4				
/ Eastern Ok Co Tech Ctr #23	104	76,396	86,149	162,545
Oklahoma City / Eastern Ok Co Tech Ctr #23	204	43,775	49,363	93,138
Choctaw / Eastern Ok Co Tech Ctr #23	504	46,820	52,797	99,617
Choctaw / Eastern Ok Co Tech Ctr #23	504TF1D	0	0	0
Midwest City / Rose State College	604	72,192	81,408	153,600
Harrah / Eastern Ok Co Tech Ctr #23	704	7,622	6,775	14,397
Nicom Park / Eastern Ok Co Tech Ctr #23	904	270,088	296,120	566,208
School Total		516,893	572,612	1,089,505
Deer Creek #6				
/ Francis Tuttle Tech Ctr #21	106	0	0	0
/ Francis Tuttle Tech Ctr #21	106FD2	224,917	253,630	478,547
Oklahoma City / Francis Tuttle Tech Ctr #21	206	179,543	202,463	382,006

<i>School</i>	<i>Tax District</i>	<i>2011 SW Bell Protested Valuation</i>	<i>SW Bell Un-Protested Amount</i>	<i>Total Net Assessed by OTC</i>
Edmond / Francis Tuttle Tech Ctr #21	606	19,594	22,095	41,689
School Total		424,054	478,188	902,242
Harrah #7				
/ Eastern Ok Co Tech Ctr #23	107	73,052	82,378	155,430
/ Eastern Ok Co Tech Ctr #23	107FD1	34,982	39,448	74,430
/ Eastern Ok Co Tech Ctr #23	107TF1D	0	0	0
Oklahoma City / Eastern Ok Co Tech Ctr #23	207	0	0	0
Harrah / Eastern Ok Co Tech Ctr #23	507	210,126	236,950	447,076
Harrah / Eastern Ok Co Tech Ctr #23	507TF1D	0	0	0
School Total		318,160	358,776	676,936
Jones #9				
/ Eastern Ok Co Tech Ctr #23	109	10,676	12,038	22,714
/ Eastern Ok Co Tech Ctr #23	109FD1	1,544	1,741	3,285
Oklahoma City / Eastern Ok Co Tech Ctr #23	209	62,079	70,004	132,083
Choctaw / Eastern Ok Co Tech Ctr #23	309	126	143	269
Jones / Eastern Ok Co Tech Ctr #23	509	3,986	4,495	8,481
Edmond / Eastern Ok Co Tech Ctr #23	609	7,905	8,914	16,819
School Total		86,316	97,335	183,651
Edmond #12				
/ Francis Tuttle Tech Ctr #21	012	0	0	0
/ Francis Tuttle Tech Ctr #21	012FD2	23,326	26,303	49,629
Oklahoma City / Francis Tuttle Tech Ctr #21	212	700,971	790,457	1,491,428
Edmond / Francis Tuttle Tech Ctr #21	512	2,788,828	3,104,988	5,893,816
School Total		3,513,125	3,921,748	7,434,873
Edmond #12 - I89				
/ Francis Tuttle Tech Ctr #21	112	84,313	95,076	179,389
Edmond / Francis Tuttle Tech Ctr #21	612	56,209	63,384	119,593
Oklahoma City / Francis Tuttle Tech Ctr #21	712	0	0	0
School Total		140,522	158,460	298,982
Oakdale #29				
/ No Spec Dist	029	0	0	0
Oklahoma City / No Spec Dist	229	83,211	93,833	177,044
School Total		83,211	93,833	177,044
Millwood #37				
/ Francis Tuttle Tech Ctr #21	037	3,599	4,058	7,657
Oklahoma City / Francis Tuttle Tech Ctr #21	237	120,392	129,149	249,541
Lake Aluma / Francis Tuttle Tech Ctr #21	637	0	0	0

<i>School</i>	<i>Tax District</i>	<i>2011 SW Bell Protested Valuation</i>	<i>SW Bell Un-Protested Amount</i>	<i>Total Net Assessed by OTC</i>
Forest Park / Francis Tuttle Tech Ctr #21	837	778	877	1,655
School Total		124,769	134,084	258,853
Western Heights #4				
/ Francis Tuttle Tech Ctr #21	041	0	0	0
/ Okc Community College	141	0	0	0
Oklahoma City / Okc Community College	341	568,424	638,339	1,206,763
Oklahoma City / Francis Tuttle Tech Ctr #21	541	243,175	274,218	517,393
School Total		811,599	912,557	1,724,156
Mid-Del #52				
/ Rose State College	052	9,943	11,212	21,155
Oklahoma City / Rose State College	252	569,084	616,880	1,185,964
Midwest City / Rose State College	552	1,247,726	1,407,011	2,654,737
Midwest City / Rose State College	552TF1D	0	0	0
Del City / Rose State College	652	789,737	867,304	1,657,041
Smith Village / Rose State College	653	1,104	1,245	2,349
Forest Park / Rose State College	852	18,033	20,335	38,368
School Total		2,635,627	2,923,987	5,559,614
Crooked Oak #53				
/ Metro Tech Ctr #22	053	0	0	0
Oklahoma City / Metro Tech Ctr #22	253	93,186	105,082	198,268
Oklahoma City / Okc Community College	353	20,939	23,612	44,551
School Total		114,125	128,694	242,819
Crutcho #74				
/ No Spec Dist	074	4,125	4,651	8,776
Oklahoma City / No Spec Dist	274	16,293	18,373	34,666
Midwest City / Rose State College	674	40,700	45,896	86,596
Del City / Rose State College	774	1,522	1,717	3,239
School Total		62,640	70,637	133,277
Bethany #88				
Bethany / Canadian Valley Tech Ctr. #6	588	84,416	95,193	179,609
School Total		84,416	95,193	179,609
Oklahoma City #89				
/ Metro Tech Ctr #22	089	88,616	99,928	188,544
/ Okc Community College	189	0	0	0
Oklahoma City / Metro Tech Ctr #22	200	16,754,898	18,365,315	35,120,213
Oklahoma City / Metro Tech Ctr #22	200TF1D	0	0	0
Oklahoma City / Metro Tech Ctr #22	200TF2D	0	0	0

<i>School</i>	<i>Tax District</i>	<i>2011 SW Bell Protested Valuation</i>	<i>SW Bell Un-Protested Amount</i>	<i>Total Net Assessed by OTC</i>
Oklahoma City / Metro Tech Ctr #22	200TF2I	0	0	0
Oklahoma City / Metro Tech Ctr #22	200TF4D	0	0	0
Oklahoma City / Metro Tech Ctr #22	200TF7D	0	0	0
Oklahoma City / Metro Tech Ctr #22	200TF8D	0	0	0
Oklahoma City / Okc Community College	300	3,192,141	3,569,495	6,761,636
Oklahoma City / Okc Community College	300TF4D	0	0	0
Oklahoma City / Okc Community College	300TF6D	0	0	0
Choctaw / Metro Tech Ctr #22	489	290	327	617
Nichols Hills / Metro Tech Ctr #22	500	107,736	121,490	229,226
Midwest City / Rose State College	589	98,447	111,014	209,461
The Village / Metro Tech Ctr #22	627	114,367	128,967	243,334
The Village / Metro Tech Ctr #22	627TF1D	0	0	0
Valley Brook / Okc Community College	700	5,935	6,693	12,628
Nicoma Park / Metro Tech Ctr #22	889	9,054	10,210	19,264
Del City / Rose State College	901	11,202	12,632	23,834
Spencer / Metro Tech Ctr #22	989	172,311	192,176	364,487
School Total		20,554,997	22,618,247	43,173,244
McLoud J.D. #1				
Oklahoma City / Gordon Cooper Tech Ctr. #5	401	51	57	108
Oklahoma City / Gordon Cooper Tech Ctr. #5	411	0	0	0
School Total		51	57	108
Moore J.D. #2				
Oklahoma City / Okc Community College	302	151,710	171,077	322,787
Oklahoma City / Moore Norman Tech Ctr #17	312	0	0	0
Oklahoma City / Okc Community College	402	0	0	0
Oklahoma City / Moore Norman Tech Ctr #17	412	0	0	0
School Total		151,710	171,077	322,787
Piedmont J.D. #22				
Oklahoma City / Canadian Valley Tech Ctr. #6	222	19,291	21,753	41,044
Oklahoma City / Canadian Valley Tech Ctr. #6	322	0	0	0
Oklahoma City / Canadian Valley Tech Ctr. #6	322FD2	5,063	5,709	10,772
School Total		24,354	27,462	51,816
Mustang J.D. #69				
Oklahoma City / Canadian Valley Tech Ctr. #6	269	16,639	18,763	35,402
Oklahoma City / Canadian Valley Tech Ctr. #6	369	0	0	0
School Total		16,639	18,763	35,402

<i>School</i>	<i>Tax District</i>	<i>2011 SW Bell Protested Valuation</i>	<i>SW Bell Un-Protested Amount</i>	<i>Total Net Assessed by OTC</i>
<i>Grand Total</i>		34,066,017	37,687,218	71,753,235



Leonard Sullivan
Oklahoma County Assessor

320 Robert S. Kerr, #313
Oklahoma City, Oklahoma 73102

Thursday, August 04, 2011

2011 SW Bell Protest By Tech/College

<i>Tech/College</i>	<i>Tax District</i>	<i>2011 SW Bell Protested Valuation</i>	<i>SW Bell Un-Protested Amount</i>	<i>Total Net Assessed by OTC</i>
Gordon Cooper Tech Ctr. #5				
/ McLoud J.D. #1	401	51	57	108
Oklahoma City / McLoud J.D. #1	411	0	0	0
School Total		51	57	108
Canadian Valley Tech Ctr. #6				
Oklahoma City / Piedmont J.D. #22	222	19,291	21,753	41,044
Oklahoma City / Mustang J.D. #69	269	16,639	18,763	35,402
/ Piedmont J.D. #22	322	0	0	0
/ Piedmont J.D. #22	322FD2	5,063	5,709	10,772
/ Mustang J.D. #69	369	0	0	0
Bethany / Bethany #88	588	84,416	95,193	179,609
School Total		125,409	141,418	266,827
Moore Norman Tech Ctr #17				
Oklahoma City / Moore J.D. #2	312	0	0	0
/ Moore J.D. #2	412	0	0	0
School Total		0	0	0
Francis Tuttle Tech Ctr #21				
/ Edmond #12	012	0	0	0
/ Edmond #12	012FD2	23,326	26,303	49,629
/ Millwood #37	037	3,599	4,058	7,657
/ Western Heights #41	041	0	0	0
/ Putnam City #1	101	3,117	3,515	6,632
/ Deer Creek #6	106	0	0	0
/ Deer Creek #6	106FD2	224,917	253,630	478,547
/ Edmond #12 - 189	112	84,313	95,076	179,389
Oklahoma City / Deer Creek #6	206	179,543	202,463	382,006
Oklahoma City / Edmond #12	212	700,971	790,457	1,491,428
Oklahoma City / Millwood #37	237	120,392	129,149	249,541
Oklahoma City / Putnam City #1	501	2,401,816	2,653,348	5,055,164
Oklahoma City / Putnam City #1	501TF4D	0	0	0
Edmond / Edmond #12	512	2,788,828	3,104,988	5,893,816
Oklahoma City / Western Heights #41	541	243,175	274,218	517,393

<i>Tech/College</i>	<i>Tax District</i>	<i>2011 SW Bell Protested Valuation</i>	<i>SW Bell Un-Protested Amount</i>	<i>Total Net Assessed by OTC</i>
Bethany / Putnam City #1	581	1,531,928	1,727,493	3,259,421
Warr Acres / Putnam City #1	601	111,407	125,630	237,037
Edmond / Deer Creek #6	606	19,594	22,095	41,689
Edmond / Edmond #12 - I89	612	56,209	63,384	119,593
Lake Aluma / Millwood #37	637	0	0	0
Woodlawn Park / Putnam City #1	701	28,206	31,806	60,012
Oklahoma City / Edmond #12 - I89	712	0	0	0
Forest Park / Millwood #37	837	778	877	1,655

School Total		8,522,119	9,508,490	18,030,609
---------------------	--	------------------	------------------	-------------------

Metro Tech Ctr #22

/ Crooked Oak #53	053	0	0	0
/ Oklahoma City #89	089	88,616	99,928	188,544
Oklahoma City / Oklahoma City #89	200	16,754,898	18,365,315	35,120,213
Oklahoma City / Oklahoma City #89	200TF1D	0	0	0
Oklahoma City / Oklahoma City #89	200TF2D	0	0	0
Oklahoma City / Oklahoma City #89	200TF2I	0	0	0
Oklahoma City / Oklahoma City #89	200TF4D	0	0	0
Oklahoma City / Oklahoma City #89	200TF7D	0	0	0
Oklahoma City / Oklahoma City #89	200TF8D	0	0	0
Oklahoma City / Crooked Oak #53	253	93,186	105,082	198,268
Choctaw / Oklahoma City #89	489	290	327	617
Nichols Hills / Oklahoma City #89	500	107,736	121,490	229,226
The Village / Oklahoma City #89	627	114,367	128,967	243,334
The Village / Oklahoma City #89	627TF1D	0	0	0
Nicoma Park / Oklahoma City #89	889	9,054	10,210	19,264
Spencer / Oklahoma City #89	989	172,311	192,176	364,487

School Total		17,340,458	19,023,495	36,363,953
---------------------	--	-------------------	-------------------	-------------------

Eastern Ok Co Tech Ctr #23

/ Luther #3 - I89	003	38,181	43,055	81,236
/ Luther #3	103	67,104	75,671	142,775
/ Luther #3	103FD1	24,424	27,542	51,966
/ Choctaw #4	104	76,396	86,149	162,545
/ Harrah #7	107	73,052	82,378	155,430
/ Harrah #7	107FD1	34,982	39,448	74,430
/ Harrah #7	107TF1D	0	0	0
/ Jones #9	109	10,676	12,038	22,714

<i>Tech/College</i>	<i>Tax District</i>	<i>2011 SW Bell Protested Valuation</i>	<i>SW Bell Un-Protested Amount</i>	<i>Total Net Assessed by OTC</i>	
	/ Jones #9	109FD1	1,544	1,741	3,285
Oklahoma City	/ Luther #3	203	53,706	60,562	114,268
Oklahoma City	/ Choctaw #4	204	43,775	49,363	93,138
Oklahoma City	/ Harrah #7	207	0	0	0
Oklahoma City	/ Jones #9	209	62,079	70,004	132,083
Choctaw	/ Jones #9	309	126	143	269
Edmond	/ Luther #3 - 189	403	22,633	25,522	48,155
Luther	/ Luther #3	503	116,425	129,221	245,646
Choctaw	/ Choctaw #4	504	46,820	52,797	99,617
Choctaw	/ Choctaw #4	504TF1D	0	0	0
Harrah	/ Harrah #7	507	210,126	236,950	447,076
Harrah	/ Harrah #7	507TF1D	0	0	0
Jones	/ Jones #9	509	3,986	4,495	8,481
Edmond	/ Luther #3	603	250	282	532
Edmond	/ Jones #9	609	7,905	8,914	16,819
Luther	/ Luther #3 - 189	703	3,612	1,861	5,473
Harrah	/ Choctaw #4	704	7,622	6,775	14,397
Nicoma Park	/ Choctaw #4	904	270,088	296,120	566,208
School Total			1,175,512	1,311,031	2,486,543
Rose State College					
	/ Mid-Del #52	052	9,943	11,212	21,155
Oklahoma City	/ Mid-Del #52	252	569,084	616,880	1,185,964
Midwest City	/ Mid-Del #52	552	1,247,726	1,407,011	2,654,737
Midwest City	/ Mid-Del #52	552TF1D	0	0	0
Midwest City	/ Oklahoma City #89	589	98,447	111,014	209,461
Midwest City	/ Choctaw #4	604	72,192	81,408	153,600
Del City	/ Mid-Del #52	652	789,737	867,304	1,657,041
Smith Village	/ Mid-Del #52	653	1,104	1,245	2,349
Midwest City	/ Crutcho #74	674	40,700	45,896	86,596
Del City	/ Crutcho #74	774	1,522	1,717	3,239
Forest Park	/ Mid-Del #52	852	18,033	20,335	38,368
Del City	/ Oklahoma City #89	901	11,202	12,632	23,834
School Total			2,859,690	3,176,654	6,036,344
Okc Community College					
	/ Western Heights #41	141	0	0	0
	/ Oklahoma City #89	189	0	0	0

<i>Tech/College</i>	<i>Tax District</i>	<i>2011 SW Bell Protested Valuation</i>	<i>SW Bell Un-Protested Amount</i>	<i>Total Net Assessed by OTC</i>
Oklahoma City / Oklahoma City #89	300	3,192,141	3,569,495	6,761,636
Oklahoma City / Oklahoma City #89	300TF4D	0	0	0
Oklahoma City / Oklahoma City #89	300TF6D	0	0	0
Oklahoma City / Moore J.D. #2	302	151,710	171,077	322,787
Oklahoma City / Western Heights #41	341	568,424	638,339	1,206,763
Oklahoma City / Crooked Oak #53	353	20,939	23,612	44,551
/ Moore J.D. #2	402	0	0	0
Valley Brook / Oklahoma City #89	700	5,935	6,693	12,628
School Total		3,939,149	4,409,216	8,348,365
No Spec Dist				
/ Oakdale #29	029	0	0	0
/ Crutcho #74	074	4,125	4,651	8,776
Oklahoma City / Oakdale #29	229	83,211	93,833	177,044
Oklahoma City / Crutcho #74	274	16,293	18,373	34,666
School Total		103,629	116,857	220,486
Grand Total		34,066,017	37,687,218	71,753,235



Leonard Sullivan
Oklahoma County Assessor

Thursday, August 04, 2011

320 Robert S. Kerr, #313
Oklahoma City, Oklahoma 73102

2011 SW Bell Protest By Tax District

<i>City / Tech Center</i>	<i>Tax District</i>	<i>2011 SW Bell Protested Valuation</i>	<i>SW Bell Un-Protested Amount</i>	<i>Total Net Assessed by OTC</i>
/ Eastern Ok Co Tech Ctr #23	003	38,181	43,055	81,236
/ Francis Tuttle Tech Ctr #21	012	0	0	0
/ Francis Tuttle Tech Ctr #21	012FD2	23,326	26,303	49,629
/ No Spec Dist	029	0	0	0
/ Francis Tuttle Tech Ctr #21	037	3,599	4,058	7,657
/ Francis Tuttle Tech Ctr #21	041	0	0	0
/ Rose State College	052	9,943	11,212	21,155
/ Metro Tech Ctr #22	053	0	0	0
/ No Spec Dist	074	4,125	4,651	8,776
/ Metro Tech Ctr #22	089	88,616	99,928	188,544
/ Francis Tuttle Tech Ctr #21	101	3,117	3,515	6,632
/ Eastern Ok Co Tech Ctr #23	103	67,104	75,671	142,775
/ Eastern Ok Co Tech Ctr #23	103FD1	24,424	27,542	51,966
/ Eastern Ok Co Tech Ctr #23	104	76,396	86,149	162,545
/ Francis Tuttle Tech Ctr #21	106	0	0	0
/ Francis Tuttle Tech Ctr #21	106FD2	224,917	253,630	478,547
/ Eastern Ok Co Tech Ctr #23	107	73,052	82,378	155,430
/ Eastern Ok Co Tech Ctr #23	107FD1	34,982	39,448	74,430
/ Eastern Ok Co Tech Ctr #23	107TF1D	0	0	0
/ Eastern Ok Co Tech Ctr #23	109	10,676	12,038	22,714
/ Eastern Ok Co Tech Ctr #23	109FD1	1,544	1,741	3,285
/ Francis Tuttle Tech Ctr #21	112	84,313	95,076	179,389
/ Okc Community College	141	0	0	0
/ Okc Community College	189	0	0	0
Oklahoma City / Metro Tech Ctr #22	200	16,754,898	18,365,315	35,120,213
Oklahoma City / Metro Tech Ctr #22	200TF1D	0	0	0
Oklahoma City / Metro Tech Ctr #22	200TF2D	0	0	0
Oklahoma City / Metro Tech Ctr #22	200TF2I	0	0	0
Oklahoma City / Metro Tech Ctr #22	200TF4D	0	0	0
Oklahoma City / Metro Tech Ctr #22	200TF7D	0	0	0
Oklahoma City / Metro Tech Ctr #22	200TF8D	0	0	0
Oklahoma City / Eastern Ok Co Tech Ctr #23	203	53,706	60,562	114,268

<i>City / Tech Center</i>	<i>Tax District</i>	<i>2011 SW Bell Protested Valuation</i>	<i>SW Bell Un-Protested Amount</i>	<i>Total Net Assessed by OTC</i>
Oklahoma City / Eastern Ok Co Tech Ctr #23	204	43,775	49,363	93,138
Oklahoma City / Francis Tuttle Tech Ctr #21	206	179,543	202,463	382,006
Oklahoma City / Eastern Ok Co Tech Ctr #23	207	0	0	0
Oklahoma City / Eastern Ok Co Tech Ctr #23	209	62,079	70,004	132,083
Oklahoma City / Francis Tuttle Tech Ctr #21	212	700,971	790,457	1,491,428
Oklahoma City / Canadian Valley Tech Ctr. #6	222	19,291	21,753	41,044
Oklahoma City / No Spec Dist	229	83,211	93,833	177,044
Oklahoma City / Francis Tuttle Tech Ctr #21	237	120,392	129,149	249,541
Oklahoma City / Rose State College	252	569,084	616,880	1,185,964
Oklahoma City / Metro Tech Ctr #22	253	93,186	105,082	198,268
Oklahoma City / Canadian Valley Tech Ctr. #6	269	16,639	18,763	35,402
Oklahoma City / No Spec Dist	274	16,293	18,373	34,666
Oklahoma City / Okc Community College	300	3,192,141	3,569,495	6,761,636
Oklahoma City / Okc Community College	300TF4D	0	0	0
Oklahoma City / Okc Community College	300TF6D	0	0	0
Oklahoma City / Okc Community College	302	151,710	171,077	322,787
Choctaw / Eastern Ok Co Tech Ctr #23	309	126	143	269
Oklahoma City / Moore Norman Tech Ctr #17	312	0	0	0
Oklahoma City / Canadian Valley Tech Ctr. #6	322	0	0	0
Oklahoma City / Canadian Valley Tech Ctr. #6	322FD2	5,063	5,709	10,772
Oklahoma City / Okc Community College	341	568,424	638,339	1,206,763
Oklahoma City / Okc Community College	353	20,939	23,612	44,551
Oklahoma City / Canadian Valley Tech Ctr. #6	369	0	0	0
Oklahoma City / Gordon Cooper Tech Ctr. #5	401	51	57	108
Oklahoma City / Okc Community College	402	0	0	0
Edmond / Eastern Ok Co Tech Ctr #23	403	22,633	25,522	48,155
Oklahoma City / Gordon Cooper Tech Ctr. #5	411	0	0	0
Oklahoma City / Moore Norman Tech Ctr #17	412	0	0	0
Choctaw / Metro Tech Ctr #22	489	290	327	617
Nichols Hills / Metro Tech Ctr #22	500	107,736	121,490	229,226
Oklahoma City / Francis Tuttle Tech Ctr #21	501	2,401,816	2,653,348	5,055,164
Oklahoma City / Francis Tuttle Tech Ctr #21	501TF4D	0	0	0
Luther / Eastern Ok Co Tech Ctr #23	503	116,425	129,221	245,646
Choctaw / Eastern Ok Co Tech Ctr #23	504	46,820	52,797	99,617
Choctaw / Eastern Ok Co Tech Ctr #23	504TF1D	0	0	0
Harrah / Eastern Ok Co Tech Ctr #23	507	210,126	236,950	447,076

<i>City / Tech Center</i>	<i>Tax District</i>	<i>2011 SW Bell Protested Valuation</i>	<i>SW Bell Un-Protested Amount</i>	<i>Total Net Assessed by OTC</i>
Harrah / Eastern Ok Co Tech Ctr #23	507TF1D	0	0	0
Jones / Eastern Ok Co Tech Ctr #23	509	3,986	4,495	8,481
Edmond / Francis Tuttle Tech Ctr #21	512	2,788,828	3,104,988	5,893,816
Oklahoma City / Francis Tuttle Tech Ctr #21	541	243,175	274,218	517,393
Midwest City / Rose State College	552	1,247,726	1,407,011	2,654,737
Midwest City / Rose State College	552TF1D	0	0	0
Bethany / Francis Tuttle Tech Ctr #21	581	1,531,928	1,727,493	3,259,421
Bethany / Canadian Valley Tech Ctr. #6	588	84,416	95,193	179,609
Midwest City / Rose State College	589	98,447	111,014	209,461
Warr Acres / Francis Tuttle Tech Ctr #21	601	111,407	125,630	237,037
Edmond / Eastern Ok Co Tech Ctr #23	603	250	282	532
Midwest City / Rose State College	604	72,192	81,408	153,600
Edmond / Francis Tuttle Tech Ctr #21	606	19,594	22,095	41,689
Edmond / Eastern Ok Co Tech Ctr #23	609	7,905	8,914	16,819
Edmond / Francis Tuttle Tech Ctr #21	612	56,209	63,384	119,593
The Village / Metro Tech Ctr #22	627	114,367	128,967	243,334
The Village / Metro Tech Ctr #22	627TF1D	0	0	0
Lake Aluma / Francis Tuttle Tech Ctr #21	637	0	0	0
Del City / Rose State College	652	789,737	867,304	1,657,041
Smith Village / Rose State College	653	1,104	1,245	2,349
Midwest City / Rose State College	674	40,700	45,896	86,596
Valley Brook / Okc Community College	700	5,935	6,693	12,628
Woodlawn Park / Francis Tuttle Tech Ctr #21	701	28,206	31,806	60,012
Luther / Eastern Ok Co Tech Ctr #23	703	3,612	1,861	5,473
Harrah / Eastern Ok Co Tech Ctr #23	704	7,622	6,775	14,397
Oklahoma City / Francis Tuttle Tech Ctr #21	712	0	0	0
Del City / Rose State College	774	1,522	1,717	3,239
Forest Park / Francis Tuttle Tech Ctr #21	837	778	877	1,655
Forest Park / Rose State College	852	18,033	20,335	38,368
Nicoma Park / Metro Tech Ctr #22	889	9,054	10,210	19,264
Del City / Rose State College	901	11,202	12,632	23,834
Nicoma Park / Eastern Ok Co Tech Ctr #23	904	270,088	296,120	566,208
Spencer / Metro Tech Ctr #22	989	172,311	192,176	364,487
Grand Total		34,066,017	37,687,218	71,753,235



Leonard Sullivan
Oklahoma County Assessor

320 Robert S. Kerr, #313
Oklahoma City, Oklahoma 73102

Thursday, August 04, 2011

2011 SW Bell Protest By City

School	Tax District	2011 SW Bell Protested Valuation	SW Bell Un-Protested Amount	Total Net Assessed by OTC	
Luther #3 - I89	/ Eastern Ok Co Tech Ctr #23	003	38,181	43,055	81,236
Edmond #12	/ Francis Tuttle Tech Ctr #21	012	0	0	0
Edmond #12	/ Francis Tuttle Tech Ctr #21	012FD2	23,326	26,303	49,629
Oakdale #29	/ No Spec Dist	029	0	0	0
Millwood #37	/ Francis Tuttle Tech Ctr #21	037	3,599	4,058	7,657
Western Heights #41	/ Francis Tuttle Tech Ctr #21	041	0	0	0
Mid-Del #52	/ Rose State College	052	9,943	11,212	21,155
Crooked Oak #53	/ Metro Tech Ctr #22	053	0	0	0
Crutcho #74	/ No Spec Dist	074	4,125	4,651	8,776
Oklahoma City #89	/ Metro Tech Ctr #22	089	88,616	99,928	188,544
Putnam City #1	/ Francis Tuttle Tech Ctr #21	101	3,117	3,515	6,632
Luther #3	/ Eastern Ok Co Tech Ctr #23	103	67,104	75,671	142,775
Luther #3	/ Eastern Ok Co Tech Ctr #23	103FD1	24,424	27,542	51,966
Choctaw #4	/ Eastern Ok Co Tech Ctr #23	104	76,396	86,149	162,545
Deer Creek #6	/ Francis Tuttle Tech Ctr #21	106	0	0	0
Deer Creek #6	/ Francis Tuttle Tech Ctr #21	106FD2	224,917	253,630	478,547
Harrah #7	/ Eastern Ok Co Tech Ctr #23	107	73,052	82,378	155,430
Harrah #7	/ Eastern Ok Co Tech Ctr #23	107FD1	34,982	39,448	74,430
Harrah #7	/ Eastern Ok Co Tech Ctr #23	107TF1D	0	0	0
Jones #9	/ Eastern Ok Co Tech Ctr #23	109	10,676	12,038	22,714
Jones #9	/ Eastern Ok Co Tech Ctr #23	109FD1	1,544	1,741	3,285
Edmond #12 - I89	/ Francis Tuttle Tech Ctr #21	112	84,313	95,076	179,389
Western Heights #41	/ Okc Community College	141	0	0	0
Oklahoma City #89	/ Okc Community College	189	0	0	0
Piedmont J.D. #22	/ Canadian Valley Tech Ctr. #6	322	0	0	0
Piedmont J.D. #22	/ Canadian Valley Tech Ctr. #6	322FD2	5,063	5,709	10,772
Mustang J.D. #69	/ Canadian Valley Tech Ctr. #6	369	0	0	0
McLoud J.D. #1	/ Gordon Cooper Tech Ctr. #5	401	51	57	108
Moore J.D. #2	/ Okc Community College	402	0	0	0
Moore J.D. #2	/ Moore Norman Tech Ctr #17	412	0	0	0
School Total			773,429	872,161	1,645,590

<i>School</i>	<i>Tax District</i>	<i>2011 SW Bell Protested Valuation</i>	<i>SW Bell Un-Protested Amount</i>	<i>Total Net Assessed by OTC</i>
Bethany				
Putnam City #1	/ Francis Tuttle Tech Ctr #21	581	1,531,928	1,727,493
Bethany #88	/ Canadian Valley Tech Ctr. #6	588	84,416	95,193
School Total			1,616,344	1,822,686
Choctaw				
Jones #9	/ Eastern Ok Co Tech Ctr #23	309	126	143
Oklahoma City #89	/ Metro Tech Ctr #22	489	290	327
Choctaw #4	/ Eastern Ok Co Tech Ctr #23	504	46,820	52,797
Choctaw #4	/ Eastern Ok Co Tech Ctr #23	504TF1D	0	0
School Total			47,236	53,267
Del City				
Mid-Del #52	/ Rose State College	652	789,737	867,304
Crutcho #74	/ Rose State College	774	1,522	1,717
Oklahoma City #89	/ Rose State College	901	11,202	12,632
School Total			802,461	881,653
Edmond				
Luther #3 - I89	/ Eastern Ok Co Tech Ctr #23	403	22,633	25,522
Edmond #12	/ Francis Tuttle Tech Ctr #21	512	2,788,828	3,104,988
Luther #3	/ Eastern Ok Co Tech Ctr #23	603	250	282
Deer Creek #6	/ Francis Tuttle Tech Ctr #21	606	19,594	22,095
Jones #9	/ Eastern Ok Co Tech Ctr #23	609	7,905	8,914
Edmond #12 - I89	/ Francis Tuttle Tech Ctr #21	612	56,209	63,384
School Total			2,895,419	3,225,185
Forest Park				
Millwood #37	/ Francis Tuttle Tech Ctr #21	837	778	877
Mid-Del #52	/ Rose State College	852	18,033	20,335
School Total			18,811	21,212
Harrah				
Harrah #7	/ Eastern Ok Co Tech Ctr #23	507	210,126	236,950
Harrah #7	/ Eastern Ok Co Tech Ctr #23	507TF1D	0	0
Choctaw #4	/ Eastern Ok Co Tech Ctr #23	704	7,622	6,775
School Total			217,748	243,725
Jones				
Jones #9	/ Eastern Ok Co Tech Ctr #23	509	3,986	4,495
School Total			3,986	4,495
Lake Aluma				
Millwood #37	/ Francis Tuttle Tech Ctr #21	637	0	0

<i>School</i>	<i>Tax District</i>	<i>2011 SW Bell Protested Valuation</i>	<i>SW Bell Un-Protested Amount</i>	<i>Total Net Assessed by OTC</i>
School Total		0	0	0
Luther				
Luther #3 / Eastern Ok Co Tech Ctr #23	503	116,425	129,221	245,646
Luther #3 - I89 / Eastern Ok Co Tech Ctr #23	703	3,612	1,861	5,473
School Total		120,037	131,082	251,119
Midwest City				
Mid-Del #52 / Rose State College	552	1,247,726	1,407,011	2,654,737
Mid-Del #52 / Rose State College	552TF1D	0	0	0
Oklahoma City #89 / Rose State College	589	98,447	111,014	209,461
Choctaw #4 / Rose State College	604	72,192	81,408	153,600
Crutcho #74 / Rose State College	674	40,700	45,896	86,596
School Total		1,459,065	1,645,329	3,104,394
Nichols Hills				
Oklahoma City #89 / Metro Tech Ctr #22	500	107,736	121,490	229,226
School Total		107,736	121,490	229,226
Nicoma Park				
Oklahoma City #89 / Metro Tech Ctr #22	889	9,054	10,210	19,264
Choctaw #4 / Eastern Ok Co Tech Ctr #23	904	270,088	296,120	566,208
School Total		279,142	306,330	585,472
Oklahoma City				
Oklahoma City #89 / Metro Tech Ctr #22	200	16,754,898	18,365,315	35,120,213
Oklahoma City #89 / Metro Tech Ctr #22	200TF1D	0	0	0
Oklahoma City #89 / Metro Tech Ctr #22	200TF2D	0	0	0
Oklahoma City #89 / Metro Tech Ctr #22	200TF2I	0	0	0
Oklahoma City #89 / Metro Tech Ctr #22	200TF4D	0	0	0
Oklahoma City #89 / Metro Tech Ctr #22	200TF7D	0	0	0
Oklahoma City #89 / Metro Tech Ctr #22	200TF8D	0	0	0
Luther #3 / Eastern Ok Co Tech Ctr #23	203	53,706	60,562	114,268
Choctaw #4 / Eastern Ok Co Tech Ctr #23	204	43,775	49,363	93,138
Deer Creek #6 / Francis Tuttle Tech Ctr #21	206	179,543	202,463	382,006
Harrah #7 / Eastern Ok Co Tech Ctr #23	207	0	0	0
Jones #9 / Eastern Ok Co Tech Ctr #23	209	62,079	70,004	132,083
Edmond #12 / Francis Tuttle Tech Ctr #21	212	700,971	790,457	1,491,428
Piedmont J.D. #22 / Canadian Valley Tech Ctr. #6	222	19,291	21,753	41,044
Oakdale #29 / No Spec Dist	229	83,211	93,833	177,044
Millwood #37 / Francis Tuttle Tech Ctr #21	237	120,392	129,149	249,541
Mid-Del #52 / Rose State College	252	569,084	616,880	1,185,964

<i>School</i>	<i>Tax District</i>	<i>2011 SW Bell Protested Valuation</i>	<i>SW Bell Un-Protested Amount</i>	<i>Total Net Assessed by OTC</i>
Crooked Oak #53 / Metro Tech Ctr #22	253	93,186	105,082	198,268
Mustang J.D. #69 / Canadian Valley Tech Ctr. #6	269	16,639	18,763	35,402
Crutch #74 / No Spec Dist	274	16,293	18,373	34,666
Oklahoma City #89 / Okc Community College	300	3,192,141	3,569,495	6,761,636
Oklahoma City #89 / Okc Community College	300TF4D	0	0	0
Oklahoma City #89 / Okc Community College	300TF6D	0	0	0
Moore J.D. #2 / Okc Community College	302	151,710	171,077	322,787
Moore J.D. #2 / Moore Norman Tech Ctr #17	312	0	0	0
Western Heights #41 / Okc Community College	341	568,424	638,339	1,206,763
Crooked Oak #53 / Okc Community College	353	20,939	23,612	44,551
McLoud J.D. #1 / Gordon Cooper Tech Ctr. #5	411	0	0	0
Putnam City #1 / Francis Tuttle Tech Ctr #21	501	2,401,816	2,653,348	5,055,164
Putnam City #1 / Francis Tuttle Tech Ctr #21	501TF4D	0	0	0
Western Heights #41 / Francis Tuttle Tech Ctr #21	541	243,175	274,218	517,393
Edmond #12 - 189 / Francis Tuttle Tech Ctr #21	712	0	0	0
School Total		25,291,273	27,872,086	53,163,359
Smith Village				
Mid-Del #52 / Rose State College	653	1,104	1,245	2,349
School Total		1,104	1,245	2,349
Spencer				
Oklahoma City #89 / Metro Tech Ctr #22	989	172,311	192,176	364,487
School Total		172,311	192,176	364,487
The Village				
Oklahoma City #89 / Metro Tech Ctr #22	627	114,367	128,967	243,334
Oklahoma City #89 / Metro Tech Ctr #22	627TF1D	0	0	0
School Total		114,367	128,967	243,334
Valley Brook				
Oklahoma City #89 / Okc Community College	700	5,935	6,693	12,628
School Total		5,935	6,693	12,628
Warr Acres				
Putnam City #1 / Francis Tuttle Tech Ctr #21	601	111,407	125,630	237,037
School Total		111,407	125,630	237,037
Woodlawn Park				
Putnam City #1 / Francis Tuttle Tech Ctr #21	701	28,206	31,806	60,012
School Total		28,206	31,806	60,012
Grand Total		34,066,017	37,687,218	71,753,235

**ASSESSED VALUATION
OF
OKLAHOMA COUNTY
FOR YEAR 2011**



ASSESSED VALUATION OF OKLAHOMA COUNTY FOR YEAR 2011

SCHOOL DISTRICTS	PERSONAL	PUBLIC SERVICE	REAL ESTATE	TOTAL VALUE	HOMESTEAD EXEMPTION	*VETERAN EXEMPTION	NET VALUE
PUTNAM CITY #1 LESS TIF	124,852,163	32,994,957	771,122,992	928,970,112	22,905,529	4,582,642	901,481,941
LUTHER #3	1,915,537	52,486,151	17,264,288	71,665,976	808,085	233,214	70,624,677
LUTHER #3 - I89	71,692	3,401,167	8,038,334	11,511,193	152,000	95,616	11,263,577
SUBTOTAL LUTHER #3	1,987,229	55,887,318	25,302,622	83,177,169	960,085	328,830	81,888,254
CHOCTAW #4 LESS TIF	4,966,905	9,100,883	171,368,677	185,436,465	6,719,272	4,185,356	174,531,837
DEER CREEK #6	12,195,830	9,510,621	202,463,770	224,170,221	3,011,000	671,415	220,487,806
HARRAH #7 LESS TIF	3,789,105	20,666,244	42,173,834	66,629,183	1,894,780	804,135	63,930,268
JONES #9	4,527,556	2,507,228	28,766,795	35,801,579	1,276,666	371,474	34,153,439
EDMOND #12	111,689,482	36,210,411	1,225,830,664	1,373,730,557	23,451,000	5,555,617	1,344,723,940
EDMOND #12 - I89	732,985	2,035,768	41,220,288	43,989,041	562,141	125,169	43,301,731
SUBTOTAL EDMOND #12	112,422,467	38,246,179	1,267,050,952	1,417,719,598	24,013,141	5,680,786	1,388,025,671
OAKDALE #29	8,819,777	1,488,298	62,248,461	72,556,536	596,000	216,782	71,743,754
MILLWOOD #37	12,704,049	1,987,212	24,591,243	39,282,504	913,676	353,487	38,015,341
WESTERN HEIGHTS #41	123,102,711	19,817,691	120,261,853	263,182,255	2,056,358	217,052	260,908,845
MID-DEL #52 LESS TIF	84,171,595	23,703,370	374,547,718	482,422,683	14,650,597	6,903,708	460,868,378
CROOKED OAK #53	21,275,294	6,941,261	18,252,475	46,469,030	323,539	9,268	46,136,223
CRUTCHO #74	4,143,115	3,075,024	5,844,682	13,062,821	173,708	38,836	12,850,277
BETHANY #88	816,928	1,443,492	12,019,929	14,280,349	459,000	59,996	13,761,353
OKLAHOMA CITY #89 LESS TIF	293,350,876	220,583,985	1,416,407,445	1,930,342,306	44,634,645	6,669,193	1,879,038,468
McLOUD #1	130,785	1,040,041	6,320,731	7,491,557	294,695	39,732	7,157,130
MOORE #2	7,049,757	3,734,232	64,770,513	75,554,502	2,151,000	904,970	72,498,532
PIEDMONT #22	314,280	1,444,212	27,653,423	29,411,915	727,000	404,476	28,280,439
MUSTANG #69	128,016	485,386	11,140,366	11,753,768	372,000	44,003	11,337,765
TOTAL SCHOOL DISTRICTS	820,748,438	454,657,634	4,652,308,481	5,927,714,553	128,132,691	32,486,141	5,767,095,721
SCHOOL INCREMENT							
OKC #89 TIF 1 INCREMENT	13,916,386	0	9,428,807	23,345,193	0	0	23,345,193
OKC #89 TIF 2 INCREMENT	14,227,123	0	53,056,960	67,284,083	39,269	0	67,244,814
OKC #89 TIF 4 INCREMENT	308,350	0	2,691,082	2,999,432	1,395	0	2,998,037
OKC #89 LAS ROSAS TIF 6 INCREMENT	0	0	262,627	262,627	15,000	0	247,627
OKC #89 OU HEALTH TIF 7 INCREMENT	4,930	0	(171,538)	(166,608)	42,932	797	(210,337)
OKC #89 DEVON TIF 8 INCREMENT	56,791	0	2,064,230	2,121,021	0	0	2,121,021
OKC #89 VILLAGE TIF 1 INCREMENT	257,119	0	1,280,074	1,537,193	0	0	1,537,193
PUTNAM CITY #1 TIF 4 INCREMENT	739,031	0	3,800,812	4,539,843	(2,000)	0	4,541,843
MID-DEL #52 TIF 1 INCREMENT	9,353,513	0	564,672	9,918,185	0	0	9,918,185
CHOCTAW #4 TIF 1 INCREMENT	442,227	0	(155,964)	286,263	22,000	0	264,263
HARRAH #7 TIF 1 INCREMENT	3	0	121,424	121,427	5,000	0	116,427
TOTAL TIF INCREMENTS	39,305,473	0	72,943,186	112,248,659	123,596	797	112,124,266
TOTAL ASSESSED VALUE	860,053,911	454,657,634	4,725,251,667	6,037,842,191	128,256,287	32,486,938	5,879,219,987

ASSESSED VALUATION OF OKLAHOMA COUNTY FOR YEAR 2011

SPECIAL DISTRICTS	PERSONAL	PUBLIC SERVICE	REAL ESTATE	TOTAL VALUE	HOMESTEAD EXEMPTION	*VETERAN EXEMPTION	NET VALUE
GORDON COOPER TECH CTR #5	130,785	1,040,041	6,320,731	7,491,557	294,695	39,732	7,157,130
CANADIAN VALLEY TECH CTR #6	1,259,224	3,373,090	50,813,718	55,446,032	1,558,000	508,475	53,379,557
MOORE NORMAN TECH CTR #17	1,347,377	1,323,840	22,255,419	24,926,636	719,000	476,285	23,731,351
FRANCIS TUTTLE TECH CTR #21 LESS TIF	287,942,625	87,679,609	2,301,694,918	2,677,317,152	51,533,346	11,360,758	2,614,423,048
METRO TECH CTR #22 LESS TIF	211,801,840	162,714,876	1,096,266,816	1,470,783,532	29,746,158	4,786,556	1,436,250,818
EASTERN OK CO TECH CTR #23 LESS TIF's	14,937,120	86,682,592	212,750,596	314,370,308	8,859,121	4,159,603	301,351,584
ROSE STATE COLLEGE LESS TIF	91,682,029	30,553,900	470,205,446	592,441,375	18,540,681	9,018,168	564,882,526
OKLA. CITY COMM COLLEGE LESS TIF	202,222,342	79,208,747	428,782,914	710,214,003	16,241,970	1,902,366	692,069,667
NO SPECIAL DISTRICT	9,425,096	2,080,939	63,217,923	74,723,958	639,720	234,198	73,850,040
TOTAL SPECIAL DISTRICTS	820,748,438	454,657,634	4,652,308,481	5,927,714,553	128,132,691	32,486,141	5,767,095,721
SPECIAL DISTRICT INCREMENT							
METRO TECH #22 TIF 1 INCREMENT	13,916,386	0	9,428,807	23,345,193	0	0	23,345,193
METRO TECH #22 TIF 2 INCREMENT	14,227,123	0	53,056,960	67,284,083	39,269	0	67,244,814
METRO TECH #22 TIF 4 INCREMENT	708	0	10,447	11,155	(605)	0	11,760
METRO TECH #22 TIF 7 INCREMENT	4,930	0	(171,538)	(166,608)	42,932	797	(210,337)
METRO TECH #22 DEVON TIF 8 INCREMENT	56,791	0	2,064,230	2,121,021	0	0	2,121,021
METRO TECH #22 VILLAGE TIF 1 INCREMENT	257,119	0	1,280,074	1,537,193	0	0	1,537,193
FRANCIS TUTTLE #21 TIF 4 INCREMENT	739,031	0	3,800,812	4,539,843	(2,000)	0	4,541,843
OKC COMM COLLEGE TIF 4 INCREMENT	307,642	0	2,680,635	2,988,277	2,000	0	2,986,277
OKC COMM COLLEGE LAS ROSASA TIF 6 INCREMENT	0	0	262,627	262,627	15,000	0	247,627
ROSE STATE TIF 1 INCREMENT	9,353,513	0	564,672	9,918,185	0	0	9,918,185
EASTERN OK CO TECH CTR #23 TIFs 1 INCREMENT	442,230	0	(34,540)	407,690	27,000	0	380,690
TOTAL TIF INCREMENTS	39,305,473	0	72,943,186	112,248,659	123,596	797	112,124,266
TOTAL ASSESSED VALUE	860,053,911	454,657,634	4,725,251,667	6,039,963,212	128,256,287	32,486,938	5,879,219,987

ASSESSED VALUATION OF OKLAHOMA COUNTY FOR YEAR 2011

CITIES	PERSONAL	PUBLIC SERVICE	REAL ESTATE	TOTAL VALUE	HOMESTEAD EXEMPTION	*VETERAN EXEMPTION	NET VALUE
BETHANY	4,628,313	5,857,744	82,446,544	92,932,601	3,863,825	542,426	88,526,350
CHOCTAW LESS TIF	2,250,716	3,753,803	67,626,230	73,630,749	2,649,362	1,390,834	69,590,553
DEL CITY	12,444,315	5,145,316	82,733,305	100,322,936	4,557,683	1,301,459	94,463,794
EDMOND	54,121,043	18,799,520	752,564,775	825,485,338	15,768,572	3,064,367	806,652,399
FOREST PARK	695,079	269,960	9,171,922	10,136,961	339,000	300,008	9,497,953
HARRAH LESS TIF	1,053,148	1,992,551	24,917,912	27,963,611	1,057,006	533,951	26,372,654
JONES	1,233,892	666,447	10,210,533	12,110,872	525,668	137,249	11,447,955
LAKE ALUMA	37	3,297	2,380,472	2,383,806	28,000	0	2,355,806
LUTHER	1,153,882	50,210,605	4,887,614	56,252,101	235,374	60,859	55,955,868
MIDWEST CITY LESS TIF	27,728,562	13,697,571	258,517,927	299,944,060	10,398,494	4,940,492	284,605,074
NICHOLS HILLS	2,007,817	1,317,677	111,131,220	114,456,714	1,099,000	282,569	113,075,145
NICOMA PARK	1,041,005	1,362,577	9,056,458	11,460,040	520,275	229,990	10,709,775
OKLAHOMA CITY LESS TIF	682,523,489	313,623,213	2,968,059,471	3,964,206,173	77,605,855	17,206,393	3,869,393,925
SMITH VILLAGE	1,006	117,260	243,910	362,176	19,000	16,627	326,549
SPENCER	664,323	934,246	12,949,517	14,548,086	891,657	286,887	13,369,542
THE VILLAGE LESS TIF	4,983,877	1,391,368	59,803,320	66,178,565	2,319,000	356,508	63,503,057
VALLEY BROOK	201,952	82,102	1,440,985	1,725,039	116,703	3,548	1,604,788
WARR ACRES	9,218,885	1,996,715	51,260,646	62,476,246	1,996,000	382,928	60,097,318
WOODLAWN PARK	1,127,454	111,009	1,378,270	2,616,733	54,000	13,392	2,549,341
TOTAL CITIES	807,078,795	421,332,981	4,510,781,031	5,739,192,807	124,044,474	31,050,487	5,584,097,846
TOTAL TOWNSHIPS	13,669,643	33,324,653	141,527,450	188,521,746	4,088,217	1,435,654	182,997,875
TOTAL COUNTY COUNTY INCREMENT	820,748,438	454,657,634	4,652,308,481	5,927,714,553	128,132,691	32,486,141	5,767,095,721
<i>COUNTY OKC TIF 1 INCREMENT</i>	13,916,386	0	9,428,807	23,345,193	0	0	23,345,193
<i>COUNTY OKC TIF 2 INCREMENT</i>	14,227,123	0	53,056,960	67,284,083	39,269	0	67,244,814
<i>COUNTY OKC TIF 4 INCREMENT</i>	1,047,381	0	6,491,894	7,539,275	(605)	0	7,539,880
<i>COUNTY OKC TIF 6 INCREMENT</i>	0	0	262,627	262,627	15,000	0	247,627
<i>COUNTY OKC TIF 7 INCREMENT</i>	4,930	0	(171,538)	(166,608)	42,932	797	(210,337)
<i>COUNTY OKC TIF 8 INCREMENT</i>	56,791	0	2,064,230	2,121,021	0	0	2,121,021
<i>COUNTY VILLAGE TIF 1 INCREMENT</i>	257,119	0	1,280,074	1,537,193	0	0	1,537,193
<i>COUNTY MWC TIF 1 INCREMENT</i>	9,353,513	0	564,672	9,918,185	0	0	9,918,185
<i>COUNTY CHOCTAW TIF 1 INCREMENT</i>	442,227	0	(155,964)	286,263	22,000	0	264,263
<i>COUNTY HARRAH TIF 1 INCREMENT</i>	3	0	121,424	121,427	5,000	0	116,427
TOTAL TIF INCREMENTS	39,305,473	0	72,943,186	112,248,659	123,596	797	112,124,266
TOTAL ASSESSED VALUE	860,053,911	454,657,634	4,725,251,667	6,039,963,212	128,256,287	32,486,938	5,879,219,987

*Exemption on Homesteaded property for veterans classified as 100% disabled by the U.S. Department of Veterans Affairs or for their surviving spouse.

ASSESSED VALUATION OF OKLAHOMA COUNTY FOR YEAR 2011


OKLAHOMA CITY, OKLAHOMA
OKLAHOMA COUNTY
STATE OF OKLAHOMA

Total Valuation of Oklahoma County, CERTIFIED THIS 3rd DAY OF August, 2011.




LEONARD SULLIVAN, COUNTY ASSESSOR
OKLAHOMA COUNTY, OKLAHOMA

SUBSCRIBED AND SWORN TO BEFORE ME THIS 4 DAY OF August, 2011



CAROLYNN CAUDILL, COUNTY CLERK
OKLAHOMA COUNTY, OKLAHOMA



LEONARD SULLIVAN

OKLAHOMA COUNTY ASSESSOR

320 ROBERT S. KERR, #313 • OKLAHOMA CITY, OKLAHOMA 73102
(405) 713-1200 FAX (405) 713-1853 www.oklahomacounty.org/assessor

August 3, 2011

The HonorableCarolynn Caudill
Oklahoma County Clerk
County Office Building
320 Robert S. Kerr Avenue
Oklahoma City, OK 73102

This is to inform you on the 2011 Assessment Rolls the Hickory Hills Fire Protection District #1 and the Deer Creek Fire Protection District #2 contain the following:

Hickory Hills Fire District #1

Deer Creek Fire District #2

	<u>ASSESSED VALUATION</u>	<u>ASSESSED VALUATION</u>
REAL ESTATE	7,931,010	59,854,141
PERSONAL	172,540	2,714,513
PUBLIC SERVICE	<u>213,560</u>	<u>4,250,784</u>
TOTAL ASSESSED	8,317,110	66,819,438

I hope you find this information is satisfactory for your requirements.

Respectfully,

LEONARD SULLIVAN
COUNTY ASSESSOR

MISSION STATEMENT

We dedicate ourselves to provide the citizens of Oklahoma County fair, equitable assessments. We will not compromise our integrity for personal gain or accommodation, but will faithfully apply policies and practices with honesty, reliability and respect. We are committed to a quality of service beyond the norm and to diligently safeguard the public trust.

ANNUAL ABSTRACT OF VALUATION AND ASSESSMENT FOR OKLAHOMA COUNTY, 2011

PERSONAL PROPERTY

Count	FAIR CASH VALUATION	Fractional Assessment % Applied	GROSS ASSESSED VALUATION
1. Manufacturing and Processing (Other than Oil and Gas)	\$521,744,926	0.137500 %	\$71,739,957
2. Refineries, Gasoline Plants, Gathering, and Compression	\$9,388,375		\$1,290,900
3. Other Oil, Gas, and Mining Property	\$323,242,185		\$44,445,812
4. Business Inventories (Gross)	\$3,156,194,894		\$433,977,084
5. Business Furniture, Fixtures, and Equipment	\$2,870,094,947		\$394,638,742
6. Mfg. Homes on Land Owned by Others (# 5,415)	\$51,069,974		\$7,019,423
7. Imps on Leased Land and Leasehold Improvements	\$273,662,966		\$37,628,663
8. Livestock and Animals	0		0
9. Farm Tractors and Equipment	\$16,891,441		\$2,322,631
10. Household Equipment and Other Personal Property	\$0		\$0
11. Total Personal Property Valuation	\$7,222,289,708		\$993,063,212
12. Less Freeport Exemption (# 249)	\$1,067,154,576		\$146,733,754
13. Net Personal Valuation	\$6,155,135,132		\$846,329,458
14. Valuation Penalty			+
15. Less Veteran Exemption (# 317)			\$13,922,237
16. Less Head-of-Household Exemption (# 749)			-
17. Less Manufactured Homes on Leased Land Additional Exemption (# 47)			\$85,644
18. Net Assessed Locally, Valued Personal Property Subject to Tax			-
			\$67,974
			-
			\$44,166
			-
			\$860,053,911

REAL PROPERTY

Manufactured Homes
Disabled Veterans Exemptions

TAXABLE FAIR CASH VALUATION	NUMBER	GROSS ASSESSED VALUATION
\$39,933,557	3,404	\$4,392,691
\$295,355,265	2,347	\$32,486,938

	Taxable Fair Cash Valuation		Fractional Assessment % Applied	Gross Assessed Valuation	
	Real Estate	Improvements		Real Estate	Improvements
19. Residential Urban	\$6,047,872,891	\$23,143,665,467	0.110000	\$665,164,206	\$2,545,688,987
20. Residential Rural	\$252,622,499	\$817,466,712		\$27,784,977	\$89,918,236
21. Commercial/Industrial Urban	\$2,765,486,596	\$9,650,906,847		\$304,195,680	\$1,061,592,233
22. Commercial/Industrial Rural	\$14,276,068	\$45,475,007		\$1,570,263	\$5,002,143
23. Agricultural Urban	\$9,246,752	\$55,150,978		\$1,016,705	\$6,066,406
24. Agricultural Rural	\$34,609,224	\$122,238,920		\$3,806,029	\$13,445,802
25. SubTotal Real Estate and Improvements (Lines 19 through 24)		\$42,959,017,961			\$4,725,251,667
26. Less Homestead Exemptions (# 120,788)				-	\$120,680,085
27. Less Additional Homestead Exemptions (# 8,287)				-	\$7,576,202
28. Less Disabled Veterans Exemption (# 2,347)				-	\$32,486,938
29. Net Assessed Locally Valued Real Property Subject To Tax					\$4,564,508,442
30. TOTAL NET ASSESSED LOCALLY VALUED PROPERTY SUBJECT TO TAX (Line 18 + Line 29 = Line 30)					\$5,424,562,353

ABSTRACT PERSONAL PROPERTY DEFINITIONS

1. **Manufacturing and Processing:** Personal property used in traditional manufacturing industries. Oil and Gas production, petroleum processing or mining assets should not be included.
2. **Refineries, Gasoline Plants, Gathering and Compression:** Hydrocarbon industry related property used specifically in the gathering and/or compression of product, refining or the development of a finished product for consumption by an end user. Oil and Gas production, petroleum processing or mining assets should not be included.
3. **Other Oil, Gas and Mining Property:** All other hydrocarbon industry related personal property not included in lines 1 or 2. Includes tank farms and other such storage facilities and related equipment. Also includes any personal property used in mining of other minerals. Traditional manufacturing and processing personal property should not be included.
4. **Business Inventories (gross):** Would be inclusive of Freeport inventory, defined as that property carried as product for the consumer and inclusive of any percentage completed of work in progress.
5. **Business Furniture, Fixtures and Equipment:** Property used by the business in everyday operations. Should include all other operational property not reported on line items 1 through 4.
6. **Manufactured Homes on Land owned by others.**
7. **Improvements on Leased Land and Leasehold Improvements:** Capital improvements on property owned by others.
8. **Livestock and Animals:** All types.
9. **Farm Tractors and Equipment:** All types of farm tractors and related equipment.
10. **Household Equipment and Other Personal Property:** All household personal property, zero if abolished (Article 10, Section 8a. Oklahoma Constitution).

NOTICE: ANY INQUIRIES REGARDING THIS FORM SHOULD BE MADE TO THE OKLAHOMA TAX COMMISSION.

I do hereby certify that this abstract is a true and correct statement of all property valued and assessed for taxation as fixed by the County Board of Equalization and shown by the records in my office this 13th day of June, 20 11.

Leander Suth County Assessor

Oklahoma County, Oklahoma

I do hereby certify that this abstract is a true and correct statement of all property valued and assessed for taxation as fixed by the State Board of Equalization and subscribe my name and affix the seal of my office this 17 day of June, 20 11.

(Seal)

Sanya Jones State Auditor and Inspector

RECEIVED
JUN 13 2011
OKLAHOMA TAX COMMISSION
AD VALOREM DIV.



OKLAHOMA TAX COMMISSION AD VALOREM DIVISION



BULLETIN

DATE: May 12, 2011 **Number:** 11-09
RE: ABSTRACT AND HOMESTEAD EXEMPTION FORMS

TO ALL COUNTY ASSESSORS:

Section 2867 of Title 68 of the Oklahoma Statutes governs the transmittal of the Annual Abstract of Valuation and Assessment to this office. It is due no later than June 15 or the first working day thereafter. If you have not transmitted the completed form to us by June 15, unless delayed by court action or other causes beyond your control, the division is required to notify the chairman of your Board of County Commissioners and your county clerk of such failure. The statutes provide that neither the assessor nor any of your deputies shall receive any remuneration, compensation or salary for June and each succeeding month thereafter until the abstract is transmitted to the Tax Commission. To ensure certification of your abstract at the State Board of Equalization meeting, your abstract must be in our office no later than 4:00 p.m. on June 15th.

We have had problems with mail delivery in the past, so please consider either hand delivering your abstract, using registered or certified mail, or sending by an overnight service. To ensure your forms come to the correct division, please use one of the following addresses:

Mailing address: Oklahoma Tax Commission
Ad Valorem Division
P. O. Box 269060
Oklahoma City, OK 73126-9060

Physical address: Oklahoma Tax Commission
Ad Valorem Division
3700 North Classen Blvd., Suite 200
Oklahoma City, OK 73118

All lines on the form must be completed. If there is no value for a particular line, a "0" must be entered on that line. The County Assessor must sign and date the form in the provided area.


Section 2899 of Title 68 of the Oklahoma Statutes governs the transmittal of the Annual Report of Homestead Exemption (Form 923) to this office. This form can be found on the Oklahoma Tax Commission website, if needed. It is due to be transmitted on or before June 15. Please indicate the number, amount and totals of the base and double homesteads for each school district in the

appropriate sections. The totals of these 8 columns are to be entered in the blocks with the corresponding numbers in the upper portion of the form. This form must be signed and dated by the County Assessor.

These forms should be completed legibly in ink or typed, unless you are using an approved computerized form. Please do not send photocopies. If you need assistance or have questions, contact Teresa Wood or Teresa Strawther at (405) 319-8200.

Sincerely,

OKLAHOMA TAX COMMISSION

A handwritten signature in black ink that reads "Jeff Spelman". The signature is written in a cursive style with a large, looped initial "J".

Jeff Spelman, CAE, Director
Ad Valorem Tax Division

JS: ts

Enclosure

ANNUAL REPORT OF HOMESTEAD EXEMPTION

As fixed by the County Board of Equalization

State of Oklahoma, Oklahoma County

I, the undersigned County Assessor, do hereby certify that the following is a true and correct report of all the Homesteads exempt from taxation in the county of Oklahoma, for the year 2011. As fixed by the County Board of Equalization and shown by the records in my office.

Classification of Homesteads	Number of Homesteads	Number of Acres or Lots Allowed Exemption	Assessed Valuation of Homesteads before Exemption	Amount of Exemptions Allowed	Assessed Valuation of Homesteads Less Exemptions Allowed
Rural (Base)	3,892 ⁽¹⁾	30,776 acres	\$ 75,437,931	\$ 3,890,882 ⁽²⁾	\$ 71,407,714
Rural (Additional)	146 ⁽³⁾	1,972 lots		\$ 139,335 ⁽⁴⁾	
Urban (Base)	116,896 ⁽⁵⁾	28,451 acres	\$ 1,818,921,712	\$ 116,789,203 ⁽⁶⁾	\$ 1,694,695,642
Urban (Additional)	8,141 ⁽⁷⁾	109,713 lots		\$ 7,436,867 ⁽⁸⁾	
Total (Base)	120,788	59,227 acres	\$ 1,894,359,643	\$ 128,256,287	\$ 1,766,103,356
Total (Additional)	8,287	111,685 lots			

The number and total assessed valuation of regular and additional homestead exemptions allowed in each school district in the county is as follows:

Rural					Urban				
School District	Number of Base Homestead	Amount of Base Homestead	Number of Additional Homestead	Amount of Additional Homestead	School District	Number of Base Homestead	Amount of Base Homestead	Number of Additional Homestead	Amount of Additional Homestead
Putnam City #1	5	5,000	0	0	Putnam City #1	21,866	21,865,907	1,034	1,032,622
Luther #3	394	393,328	17	16,383	Luther #3	370	368,968	32	29,406
Luther #3 - I89	124	124,000	9	9,000	Luther #3 - I89	18	18,000	1	1,000
Choctaw #4	730	730,000	25	24,387	Choctaw #4	5,734	5,733,140	258	253,745
Deer Creek #6	921	921,000	9	9,000	Deer Creek #6	2,066	2,066,000	15	15,000
Harrah #7	950	949,554	48	45,573	Harrah #7	867	866,410	40	38,243
Jones #9	185	185,000	6	6,000	Jones #9	1,004	1,002,336	84	83,330
Edmond #12	248	248,000	2	2,000	Edmond #12	22,781	22,781,000	420	420,000
Edmond #12 - I89	128	128,000	10	8,608	Edmond #12 - I89	420	419,533	7	6,000
Oakdale #29	3	3,000	1	1,000	Oakdale #29	592	592,000	0	0
Millwood #37	1	1,000	0	0	Millwood #37	826	826,000	87	86,676
Western Heights #41	4	4,000	0	0	Western Heights #41	1,890	1,889,507	164	162,851
Mid-Del #52	49	49,000	3	3,000	Mid-Del #52	13,560	13,559,110	1,048	1,039,487
Crooked Oak #53	0	0	0	0	Crooked Oak #53	287	284,993	66	38,546
Crutcho #74	37	37,000	7	6,720	Crutcho #74	123	120,988	10	9,000
Bethany #88	0	0	0	0	Bethany #88	412	412,000	47	47,000
Oklahoma City #89	79	79,000	7	6,645	Oklahoma City #89	40,703	40,606,311	4,694	4,041,285
McLoud J.D. #1	34	34,000	2	1,019	McLoud J.D. #1	244	244,000	17	15,676
Moore J.D. #2	0	0	0	0	Moore J.D. #2	2,048	2,048,000	103	103,000
Piedmont J.D. #22	0	0	0	0	Piedmont J.D. #22	720	720,000	7	7,000
Mustang J.D. #69	0	0	0	0	Mustang J.D. #69	365	365,000	7	7,000
Totals	3,892	\$ 3,890,882	146	\$ 139,335	Totals	116,896	\$116,789,203	8,141	\$ 7,436,867

(1) (2) (3) (4) (5) (6) (7) (8)

In testimony whereof, I hereby subscribe my name this 13th Day of June, 2011.
 County Assessor *Leann S. Smith* Date 13 June 2011 County Oklahoma

County Oklahoma

Rural					Urban				
School District	Number of Base Homestead	Amount of Base Homestead	Number of Additional Homestead	Amount of Additional Homestead	School District	Number of Base Homestead	Amount of Base Homestead	Number of Additional Homestead	Amount of Additional Homestead
		\$		\$			\$		
Totals		\$		\$		\$			\$
	(1)	(2)	(3)	(4)	(5)	(6)	(7)	(8)	(8)

Disabled Veterans Exemption Only

Pursuant to Article 10, Section 8E, Oklahoma Constitution:

Total Number of Disabled Veteran Exemptions..... 2,347

Total Gross Assessed Valuation Before Exemption 32,486,938

NOTE: The number of Disabled Veteran Exemptions should not be included in the base homestead amount.



320 Robert S. Kerr, #313
Oklahoma City, Oklahoma 73102

2011 RealWare Homestead By School

School	TXD	Personal	Public Service	Real Estate	Total Valuation	Homestead	Count	Add'l Hmstd	Count	Total Homestead	DAV Exemption	DAV Count	Net Valuation
Putnam City #1													
/ Francis Tuttle Tech Ctr #21	101	33,240	266,822	567,202	867,264	5,000	5	0	0	5,000	0	0	862,264
Oklahoma City / Francis Tuttle Tech Ctr #21	501	110,428,274	26,206,159	646,022,632	782,657,065	16,817,907	16,818	620,797	622	17,438,704	3,703,892	239	761,514,469
Oklahoma City / Francis Tuttle Tech Ctr #21	501TF4D	971,956	0	5,268,439	6,240,395	4,000	4	1,000	1	5,000	0	0	6,235,395
Bethany / Francis Tuttle Tech Ctr #21	581	3,811,385	4,414,252	70,426,615	78,652,252	3,136,000	3,136	268,825	269	3,404,825	482,430	43	74,764,997
Warr Acres / Francis Tuttle Tech Ctr #21	601	9,218,885	1,996,715	51,260,646	62,476,246	1,857,000	1,857	139,000	139	1,996,000	382,928	28	60,097,318
Woodlawn Park / Francis Tuttle Tech Ctr #21	701	1,127,454	111,009	1,378,270	2,616,733	51,000	51	3,000	3	54,000	13,392	1	2,549,341
Vo Tech Total		125,591,194	32,994,957	774,923,804	933,509,955	21,870,907	21,871	1,032,622	1,034	22,903,529	4,582,642	311	906,023,784
Luther #3													
/ Eastern Ok Co Tech Ctr #23	103	597,543	1,807,464	7,187,842	9,592,849	267,685	268	11,383	12	279,068	79,168	7	9,234,613
/ Eastern Ok Co Tech Ctr #23	103FD1	71,260	88,141	2,065,864	2,225,265	125,643	126	5,000	5	130,643	22,199	2	2,072,423
Oklahoma City / Eastern Ok Co Tech Ctr #23	203	95,548	391,491	3,471,453	3,958,492	155,000	155	9,000	9	164,000	70,988	5	3,723,504
Luther / Eastern Ok Co Tech Ctr #23	503	1,150,798	50,198,523	4,314,328	55,663,649	207,968	209	20,406	23	228,374	60,859	6	55,374,416
Edmond / Eastern Ok Co Tech Ctr #23	603	388	532	224,801	225,721	6,000	6	0	0	6,000	0	0	219,721
Vo Tech Total		1,915,537	52,486,151	17,264,288	71,665,976	762,296	764	45,789	49	808,085	233,214	20	70,624,677
Luther #3 - I89													
/ Eastern Ok Co Tech Ctr #23	003	49,569	898,319	7,183,949	8,131,837	124,000	124	9,000	9	133,000	95,616	5	7,903,221
Edmond / Eastern Ok Co Tech Ctr #23	403	19,039	2,490,766	281,099	2,790,904	11,000	11	1,000	1	12,000	0	0	2,778,904
Luther / Eastern Ok Co Tech Ctr #23	703	3,084	12,082	573,286	588,452	7,000	7	0	0	7,000	0	0	581,452
Vo Tech Total		71,692	3,401,167	8,038,334	11,511,193	142,000	142	10,000	10	152,000	95,616	5	11,263,577
Choctaw #4													
/ Eastern Ok Co Tech Ctr #23	104	883,516	1,581,972	16,892,441	19,357,929	730,000	730	24,387	25	754,387	441,924	27	18,161,618
Oklahoma City / Eastern Ok Co Tech Ctr #23	204	552,766	1,158,696	19,326,668	21,038,130	661,000	661	22,556	23	683,556	417,734	18	19,936,840
Choctaw / Eastern Ok Co Tech Ctr #23	504	1,610,179	3,416,670	63,185,878	68,212,727	2,428,970	2,429	102,392	104	2,531,362	1,329,181	72	64,352,184
Choctaw / Eastern Ok Co Tech Ctr #23	504TF1D	1,042,785	0	2,492,097	3,534,882	19,000	19	3,000	3	22,000	0	0	3,512,882
Midwest City / Rose State College	604	333,675	1,479,081	54,861,332	56,674,088	1,922,000	1,922	69,682	70	1,991,682	1,530,192	82	53,152,214
Harrah / Eastern Ok Co Tech Ctr #23	704	60,141	361,313	6,153,808	6,575,262	287,170	288	13,000	14	300,170	242,756	17	6,032,336
Nicoma Park / Eastern Ok Co Tech Ctr #23	904	926,070	1,103,151	8,300,489	10,329,710	415,000	415	43,115	44	458,115	223,569	18	9,648,026
Vo Tech Total		5,409,132	9,100,883	171,212,713	185,722,728	6,463,140	6,464	278,132	283	6,741,272	4,185,356	234	174,796,100
Deer Creek #6													
/ Francis Tuttle Tech Ctr #21	106	10,414	0	272,404	282,818	1,000	1	0	0	1,000	0	0	281,818
/ Francis Tuttle Tech Ctr #21	106FD2	2,693,990	3,660,416	53,260,734	59,615,140	920,000	920	9,000	9	929,000	215,409	7	58,470,731
Oklahoma City / Francis Tuttle Tech Ctr #21	206	9,474,376	5,635,059	137,521,695	152,631,130	1,848,000	1,848	15,000	15	1,863,000	414,205	18	150,353,925

School		TXD	Personal	Public Service	Real Estate	Total Valuation	Homestead	Count	Addr'l Hmstd	Count	Total Homestead	DAV Exemption	DAV Count	Net Valuation	
Edmond	/ Francis Tuttle Tech Ctr #21	606	17,050	215,146	11,408,937	11,641,133	218,000	218	0	0	218,000	41,801	2	11,381,332	
Vo Tech Total			12,195,830	9,510,621	202,463,770	224,170,221	2,987,000	2,987	24,000	24	3,011,000	671,415	27	220,487,806	
Harrah #7															
	/ Eastern Ok Co Tech Ctr #23	107	2,676,688	18,654,270	15,264,173	36,595,131	687,554	688	32,573	35	720,127	391,805	28	35,483,199	
	/ Eastern Ok Co Tech Ctr #23	107FD1	88,236	84,983	4,660,519	4,833,738	262,000	262	13,000	13	275,000	40,937	5	4,517,801	
	/ Eastern Ok Co Tech Ctr #23	107TF1D	0	0	101,116	101,116	0	0	0	0	0	0	0	101,116	
Oklahoma City	/ Eastern Ok Co Tech Ctr #23	207	31,174	295,753	3,383,922	3,710,849	140,817	141	2,000	2	142,817	80,198	5	3,487,834	
Harrah	/ Eastern Ok Co Tech Ctr #23	507	993,007	1,631,238	18,669,285	21,293,530	720,593	721	36,243	38	756,836	291,195	22	20,245,499	
Harrah	/ Eastern Ok Co Tech Ctr #23	507TF1D	3	0	216,243	216,246	5,000	5	0	0	5,000	0	0	211,246	
Vo Tech Total			3,789,108	20,666,244	42,295,258	66,750,610	1,815,964	1,817	83,816	88	1,899,780	804,135	60	64,046,695	
Jones #9															
	/ Eastern Ok Co Tech Ctr #23	109	2,550,230	588,081	4,191,309	7,329,620	124,000	124	5,000	5	129,000	16,956	1	7,183,664	
	/ Eastern Ok Co Tech Ctr #23	109FD1	13,044	40,436	1,204,416	1,257,896	61,000	61	1,000	1	62,000	23,110	3	1,172,786	
Oklahoma City	/ Eastern Ok Co Tech Ctr #23	209	705,008	1,067,808	10,196,125	11,968,941	417,629	418	16,330	17	433,959	122,502	8	11,412,480	
Choctaw	/ Eastern Ok Co Tech Ctr #23	309	23,241	118,858	1,642,853	1,784,952	91,000	91	14,000	14	105,000	61,653	4	1,618,299	
Jones	/ Eastern Ok Co Tech Ctr #23	509	1,233,892	666,447	10,210,533	12,110,872	472,668	473	53,000	53	525,668	137,249	10	11,447,955	
Edmond	/ Eastern Ok Co Tech Ctr #23	609	2,141	25,598	1,321,559	1,349,298	21,039	22	0	0	21,039	10,004	1	1,318,255	
Vo Tech Total			4,527,556	2,507,228	28,766,795	35,801,579	1,187,336	1,189	89,330	90	1,276,666	371,474	27	34,153,439	
Edmond #12															
	/ Francis Tuttle Tech Ctr #21	012	646,642	986,645	7,544,909	9,178,196	166,000	166	2,000	2	168,000	41,966	2	8,968,230	
	/ Francis Tuttle Tech Ctr #21	012FD2	17,147	389,748	4,130,125	4,537,020	82,000	82	0	0	82,000	23,076	1	4,431,944	
Oklahoma City	/ Francis Tuttle Tech Ctr #21	212	57,444,921	19,528,797	506,418,946	583,392,664	7,965,000	7,965	103,000	103	8,068,000	2,547,255	120	572,777,409	
Edmond	/ Francis Tuttle Tech Ctr #21	512	53,580,772	15,305,221	707,736,684	776,622,677	14,816,000	14,816	317,000	317	15,133,000	2,943,320	140	758,546,357	
Vo Tech Total			111,689,482	36,210,411	1,225,830,664	1,373,730,557	23,029,000	23,029	422,000	422	23,451,000	5,555,617	263	1,344,723,940	
Edmond #12 - I89															
	/ Francis Tuttle Tech Ctr #21	112	216,399	1,273,511	7,776,038	9,265,948	128,000	128	8,608	10	136,608	17,118	2	9,112,222	
Edmond	/ Francis Tuttle Tech Ctr #21	612	501,653	762,257	31,591,695	32,855,605	373,533	374	5,000	6	378,533	69,242	3	32,407,830	
Oklahoma City	/ Francis Tuttle Tech Ctr #21	712	14,933	0	1,852,555	1,867,488	46,000	46	1,000	1	47,000	38,809	1	1,781,679	
Vo Tech Total			732,985	2,035,768	41,220,288	43,989,041	547,533	548	14,608	17	562,141	125,169	6	43,301,731	
Oakdale #29															
	/ No Spec Dist	029	0	0	229,696	229,696	3,000	3	1,000	1	4,000	0	0	225,696	
Oklahoma City	/ No Spec Dist	229	8,819,777	1,488,298	62,018,765	72,326,840	592,000	592	0	0	592,000	216,782	8	71,518,058	
Vo Tech Total			8,819,777	1,488,298	62,248,461	72,556,536	595,000	595	1,000	1	596,000	216,782	8	71,743,754	
Millwood #37															
	/ Francis Tuttle Tech Ctr #21	037	7,418	51,962	77,201	136,581	1,000	1	0	0	1,000	0	0	135,581	
Oklahoma City	/ Francis Tuttle Tech Ctr #21	237	12,181,128	1,904,204	21,165,160	35,250,492	769,000	769	86,676	87	855,676	353,487	29	34,041,329	
Lake Aluma	/ Francis Tuttle Tech Ctr #21	637	37	3,297	2,380,472	2,383,806	28,000	28	0	0	28,000	0	0	2,355,806	

School	TXD	Personal	Public Service	Real Estate	Total Valuation	Homestead	Count	Addr'l Hmstd	Count	Total Homestead	DAV Exemption	DAV Count	Net Valuation
Forest Park / Francis Tuttle Tech Ctr #21	837	515,466	27,749	968,410	1,511,625	29,000	29	0	0	29,000	0	0	1,482,625
Vo Tech Total		12,704,049	1,987,212	24,591,243	39,282,504	827,000	827	86,676	87	913,676	353,487	29	38,015,341
Western Heights #41													
/ Francis Tuttle Tech Ctr #21	041	0	0	2,006	2,006	0	0	0	0	0	0	0	2,006
/ Okc Community College	141	0	0	163,046	163,046	4,000	4	0	0	4,000	0	0	159,046
Oklahoma City / Okc Community College	341	97,334,595	14,877,051	83,632,846	195,844,492	1,247,507	1,248	114,851	116	1,362,358	144,624	17	194,337,510
Oklahoma City / Francis Tuttle Tech Ctr #21	541	25,768,116	4,940,640	36,463,955	67,172,711	642,000	642	48,000	48	690,000	72,428	9	66,410,283
Vo Tech Total		123,102,711	19,817,691	120,261,853	263,182,255	1,893,507	1,894	162,851	164	2,056,358	217,052	26	260,908,845
Mid-Del #52													
/ Rose State College	052	597,331	376,349	1,205,927	2,179,607	49,000	49	3,000	3	52,000	5,361	1	2,122,246
Oklahoma City / Rose State College	252	50,731,202	10,975,193	119,300,865	181,007,260	3,069,110	3,070	134,394	142	3,203,504	2,454,221	156	175,349,535
Midwest City / Rose State College	552	24,360,967	7,794,842	167,486,648	199,642,457	6,270,000	6,270	468,410	469	6,738,410	2,896,107	241	190,007,940
Midwest City / Rose State College	552TF1D	9,462,729	0	955,569	10,418,298	0	0	0	0	0	0	0	10,418,298
Del City / Rose State College	652	8,192,260	4,197,515	77,715,959	90,105,734	3,911,000	3,911	416,683	417	4,327,683	1,231,384	130	84,546,667
Smith Village / Rose State College	653	1,006	117,260	243,910	362,176	15,000	15	4,000	4	19,000	16,627	2	326,549
Forest Park / Rose State College	852	179,613	242,211	8,203,512	8,625,336	294,000	294	16,000	16	310,000	300,008	14	8,015,328
Vo Tech Total		93,525,108	23,703,370	375,112,390	492,340,868	13,608,110	13,609	1,042,487	1,051	14,650,597	6,903,708	544	470,786,563
Crooked Oak #53													
/ Metro Tech Ctr #22	053	0	0	0	0	0	0	0	0	0	0	0	0
Oklahoma City / Metro Tech Ctr #22	253	15,042,125	2,308,199	12,862,283	30,212,607	95,993	98	9,559	23	105,552	670	1	30,106,385
Oklahoma City / Okc Community College	353	6,233,169	4,633,062	5,390,192	16,256,423	189,000	189	28,987	43	217,987	8,598	2	16,029,838
Vo Tech Total		21,275,294	6,941,261	18,252,475	46,469,030	284,993	287	38,546	66	323,539	9,268	3	46,136,223
Crutcho #74													
/ No Spec Dist	074	302,148	399,634	778,203	1,479,985	37,000	37	6,720	7	43,720	17,416	1	1,418,849
Oklahoma City / No Spec Dist	274	303,171	193,007	191,259	687,437	0	0	0	0	0	0	0	687,437
Midwest City / Rose State College	674	661,673	2,039,133	4,709,407	7,410,213	120,988	123	9,000	10	129,988	21,420	3	7,258,805
Del City / Rose State College	774	2,876,123	443,250	165,813	3,485,186	0	0	0	0	0	0	0	3,485,186
Vo Tech Total		4,143,115	3,075,024	5,844,682	13,062,821	157,988	160	15,720	17	173,708	38,836	4	12,850,277
Bethany #88													
Bethany / Canadian Valley Tech Ctr. #6	588	816,928	1,443,492	12,019,929	14,280,349	412,000	412	47,000	47	459,000	59,996	5	13,761,353
Vo Tech Total		816,928	1,443,492	12,019,929	14,280,349	412,000	412	47,000	47	459,000	59,996	5	13,761,353
Oklahoma City #89													
/ Metro Tech Ctr #22	089	213,002	1,690,104	1,977,800	3,880,906	79,000	79	6,645	7	85,645	3,593	1	3,791,668
/ Okc Community College	189	1,973,187	126,753	1,644,178	3,744,118	0	0	0	0	0	0	0	3,744,118
Oklahoma City / Metro Tech Ctr #22	200	159,224,280	154,595,581	845,586,657	1,159,406,518	23,217,302	23,289	1,906,819	2,313	25,124,121	3,849,908	350	1,130,432,489
Oklahoma City / Metro Tech Ctr #22	200TF1D	19,649,248	0	14,771,248	34,420,496	1,000	1	0	0	1,000	0	0	34,419,496
Oklahoma City / Metro Tech Ctr #22	200TF2D	7,958,893	0	25,182,308	33,141,201	18,000	18	0	0	18,000	0	0	33,123,201

School	TXD	Personal	Public Service	Real Estate	Total Valuation	Homestead	Count	Addr'l Hmstd	Count	Total Homestead	DAV Exemption	DAV Count	Net Valuation
Oklahoma City / Metro Tech Ctr #22	200TF2I	30,070,111	0	72,916,766	102,986,877	60,000	60	5,000	5	65,000	0	0	102,921,877
Oklahoma City / Metro Tech Ctr #22	200TF4D	708	0	20,892	21,600	687	1	0	1	687	0	0	20,913
Oklahoma City / Metro Tech Ctr #22	200TF7D	4,930	0	484,074	489,004	39,822	41	3,110	9	42,932	797	1	445,275
Oklahoma City / Metro Tech Ctr #22	200TF8D	56,791	0	2,064,230	2,121,021	0	0	0	0	0	0	0	2,121,021
Oklahoma City / Okc Community College	300	90,484,833	57,079,387	293,488,871	441,053,091	11,430,464	11,451	1,674,458	1,888	13,104,922	1,316,911	183	426,631,258
Oklahoma City / Okc Community College	300TF4D	599,868	0	3,126,530	3,726,398	4,000	4	2,000	2	6,000	0	0	3,720,398
Oklahoma City / Okc Community College	300TF6D	0	0	324,434	324,434	15,000	15	0	0	15,000	0	0	309,434
Choctaw / Metro Tech Ctr #22	489	16,738	218,275	149,438	384,451	12,000	12	1,000	1	13,000	0	0	371,451
Nichols Hills / Metro Tech Ctr #22	500	2,007,817	1,317,677	111,131,220	114,456,714	1,085,000	1,085	14,000	14	1,099,000	282,569	6	113,075,145
Midwest City / Rose State College	589	2,263,031	2,384,515	31,069,643	35,717,189	1,370,114	1,371	168,300	175	1,538,414	492,773	65	33,686,002
The Village / Metro Tech Ctr #22	627	4,949,851	1,391,368	58,803,898	65,145,117	2,182,000	2,182	137,000	137	2,319,000	356,508	30	62,469,609
The Village / Metro Tech Ctr #22	627TF1D	291,145	0	2,279,496	2,570,641	0	0	0	0	0	0	0	2,570,641
Valley Brook / Okc Community College	700	201,952	82,102	1,440,985	1,725,039	99,978	100	16,725	22	116,703	3,548	1	1,604,788
Nicoma Park / Metro Tech Ctr #22	889	114,935	259,426	755,969	1,130,330	57,000	57	5,160	6	62,160	6,421	1	1,061,749
Del City / Rose State College	901	1,375,932	504,551	4,851,533	6,732,016	207,000	207	23,000	23	230,000	70,075	10	6,431,941
Spencer / Metro Tech Ctr #22	989	664,323	934,246	12,949,517	14,548,086	806,944	809	84,713	98	891,657	286,887	36	13,369,542
Vo Tech Total		322,121,575	220,583,985	1,485,019,687	2,027,725,247	40,685,311	40,782	4,047,930	4,701	44,733,241	6,669,990	684	1,976,322,016
McCloud J.D. #1													
/ Gordon Cooper Tech Ctr. #5	401	25,239	157,971	509,207	692,417	34,000	34	1,019	2	35,019	0	0	657,398
Oklahoma City / Gordon Cooper Tech Ctr. #5	411	105,546	882,070	5,811,524	6,799,140	244,000	244	15,676	17	259,676	39,732	4	6,499,732
Vo Tech Total		130,785	1,040,041	6,320,731	7,491,557	278,000	278	16,695	19	294,695	39,732	4	7,157,130
Moore J.D. #2													
Oklahoma City / Okc Community College	302	5,702,380	2,410,392	42,465,375	50,578,147	1,339,000	1,339	93,000	93	1,432,000	428,685	36	48,717,462
Oklahoma City / Moore Norman Tech Ctr #17	312	1,347,377	1,323,840	22,250,907	24,922,124	709,000	709	10,000	10	719,000	476,285	31	23,726,839
/ Okc Community College	402	0	0	49,719	49,719	0	0	0	0	0	0	0	49,719
/ Moore Norman Tech Ctr #17	412	0	0	4,512	4,512	0	0	0	0	0	0	0	4,512
Vo Tech Total		7,049,757	3,734,232	64,770,513	75,554,502	2,048,000	2,048	103,000	103	2,151,000	904,970	67	72,498,532
Piedmont J.D. #22													
Oklahoma City / Canadian Valley Tech Ctr. #6	222	310,880	1,243,592	25,080,680	26,635,152	662,000	662	7,000	7	669,000	404,476	18	25,561,676
/ Canadian Valley Tech Ctr. #6	322	24	0	109,459	109,483	1,000	1	0	0	1,000	0	0	108,483
/ Canadian Valley Tech Ctr. #6	322FD2	3,376	200,620	2,463,284	2,667,280	57,000	57	0	0	57,000	0	0	2,610,280
Vo Tech Total		314,280	1,444,212	27,653,423	29,411,915	720,000	720	7,000	7	727,000	404,476	18	28,280,439
Mustang J.D. #69													
Oklahoma City / Canadian Valley Tech Ctr. #6	269	128,016	484,934	11,130,195	11,743,145	365,000	365	7,000	7	372,000	44,003	2	11,327,142
/ Canadian Valley Tech Ctr. #6	369	0	452	10,171	10,623	0	0	0	0	0	0	0	10,623
Vo Tech Total		128,016	485,386	11,140,366	11,753,768	365,000	365	7,000	7	372,000	44,003	2	11,337,765

<i>School</i>	<i>TXD</i>	<i>Personal</i>	<i>Public Service</i>	<i>Real Estate</i>	<i>Total Valuation</i>	<i>Homestead</i>	<i>Count</i>	<i>Addr'l Hmstd</i>	<i>Count</i>	<i>Total Homestead</i>	<i>DAV Exemption</i>	<i>DAV Count</i>	<i>Net Valuation</i>
<i>Grand Total</i>		860,053,911	454,657,634	4,725,251,667	6,039,963,212	120,680,085	120,788	7,576,202	8,287	128,256,287	32,486,938	2,347	5,879,219,987



320 Robert S. Kerr, #313
Oklahoma City, Oklahoma 73102

2011 RealWare Homestead By Tech Center/College

Tech Center/College	TXD	Personal	Public Service	Real Estate	Total Valuation	Homestead	Count	Add'l Hmstd	Count	Total Homestead	DAV Exemption	DAV Count	Net Valuation
Gordon Cooper Tech Ctr. #5													
McLoud J.D. #1 /	401	25,239	157,971	509,207	692,417	34,000	34	1,019	2	35,019	0	0	657,398
McLoud J.D. #1 / Oklahoma City	411	105,546	882,070	5,811,524	6,799,140	244,000	244	15,676	17	259,676	39,732	4	6,499,732
Tech Center/College Total		130,785	1,040,041	6,320,731	7,491,557	278,000	278	16,695	19	294,695	39,732	4	7,157,130
Canadian Valley Tech Ctr. #6													
Piedmont J.D. #22 / Oklahoma City	222	310,880	1,243,592	25,080,680	26,635,152	662,000	662	7,000	7	669,000	404,476	18	25,561,676
Mustang J.D. #69 / Oklahoma City	269	128,016	484,934	11,130,195	11,743,145	365,000	365	7,000	7	372,000	44,003	2	11,327,142
Piedmont J.D. #22 /	322	24	0	109,459	109,483	1,000	1	0	0	1,000	0	0	108,483
Piedmont J.D. #22 /	322FD2	3,376	200,620	2,463,284	2,667,280	57,000	57	0	0	57,000	0	0	2,610,280
Mustang J.D. #69 /	369	0	452	10,171	10,623	0	0	0	0	0	0	0	10,623
Bethany #88 / Bethany	588	816,928	1,443,492	12,019,929	14,280,349	412,000	412	47,000	47	459,000	59,996	5	13,761,353
Tech Center/College Total		1,259,224	3,373,090	50,813,718	55,446,032	1,497,000	1,497	61,000	61	1,558,000	508,475	25	53,379,557
Moore Norman Tech Ctr #17													
Moore J.D. #2 / Oklahoma City	312	1,347,377	1,323,840	22,250,907	24,922,124	709,000	709	10,000	10	719,000	476,285	31	23,726,839
Moore J.D. #2 /	412	0	0	4,512	4,512	0	0	0	0	0	0	0	4,512
Tech Center/College Total		1,347,377	1,323,840	22,255,419	24,926,636	709,000	709	10,000	10	719,000	476,285	31	23,731,351
Francis Tuttle Tech Ctr #21													
Edmond #12 /	012	646,642	986,645	7,544,909	9,178,196	166,000	166	2,000	2	168,000	41,966	2	8,968,230
Edmond #12 /	012FD2	17,147	389,748	4,130,125	4,537,020	82,000	82	0	0	82,000	23,076	1	4,431,944
Millwood #37 /	037	7,418	51,962	77,201	136,581	1,000	1	0	0	1,000	0	0	135,581
Western Heights #41 /	041	0	0	2,006	2,006	0	0	0	0	0	0	0	2,006
Putnam City #1 /	101	33,240	266,822	567,202	867,264	5,000	5	0	0	5,000	0	0	862,264
Deer Creek #6 /	106	10,414	0	272,404	282,818	1,000	1	0	0	1,000	0	0	281,818
Deer Creek #6 /	106FD2	2,693,990	3,660,416	53,260,734	59,615,140	920,000	920	9,000	9	929,000	215,409	7	58,470,731
Edmond #12 - I89 /	112	216,399	1,273,511	7,776,038	9,265,948	128,000	128	8,608	10	136,608	17,118	2	9,112,222
Deer Creek #6 / Oklahoma City	206	9,474,376	5,635,059	137,521,695	152,631,130	1,848,000	1,848	15,000	15	1,863,000	414,205	18	150,353,925
Edmond #12 / Oklahoma City	212	57,444,921	19,528,797	506,418,946	583,392,664	7,965,000	7,965	103,000	103	8,068,000	2,547,255	120	572,777,409
Millwood #37 / Oklahoma City	237	12,181,128	1,904,204	21,165,160	35,250,492	769,000	769	86,676	87	855,676	353,487	29	34,041,329
Putnam City #1 / Oklahoma City	501	110,428,274	26,206,159	646,022,632	782,657,065	16,817,907	16,818	620,797	622	17,438,704	3,703,892	239	761,514,469
Putnam City #1 / Oklahoma City	501TF4D	971,956	0	5,268,439	6,240,395	4,000	4	1,000	1	5,000	0	0	6,235,395
Edmond #12 / Edmond	512	53,580,772	15,305,221	707,736,684	776,622,677	14,816,000	14,816	317,000	317	15,133,000	2,943,320	140	758,546,357
Western Heights #41 / Oklahoma City	541	25,768,116	4,940,640	36,463,955	67,172,711	642,000	642	48,000	48	690,000	72,428	9	66,410,283
Putnam City #1 / Bethany	581	3,811,385	4,414,252	70,426,615	78,652,252	3,136,000	3,136	268,825	269	3,404,825	482,430	43	74,764,997

<i>Tech Center/College</i>	<i>TXD</i>	<i>Personal</i>	<i>Public Service</i>	<i>Real Estate</i>	<i>Total Valuation</i>	<i>Homestead</i>	<i>Count</i>	<i>Add'l Hmstd</i>	<i>Count</i>	<i>Total Homestead</i>	<i>DAV Exemption</i>	<i>DAV Count</i>	<i>Net Valuation</i>
Putnam City #1 / Warr Acres	601	9,218,885	1,996,715	51,260,646	62,476,246	1,857,000	1,857	139,000	139	1,996,000	382,928	28	60,097,318
Deer Creek #6 / Edmond	606	17,050	215,146	11,408,937	11,641,133	218,000	218	0	0	218,000	41,801	2	11,381,332
Edmond #12 - I89 / Edmond	612	501,653	762,257	31,591,695	32,855,605	373,533	374	5,000	6	378,533	69,242	3	32,407,830
Millwood #37 / Lake Aluma	637	37	3,297	2,380,472	2,383,806	28,000	28	0	0	28,000	0	0	2,355,806
Putnam City #1 / Woodlawn Park	701	1,127,454	111,009	1,378,270	2,616,733	51,000	51	3,000	3	54,000	13,392	1	2,549,341
Edmond #12 - I89 / Oklahoma City	712	14,933	0	1,852,555	1,867,488	46,000	46	1,000	1	47,000	38,809	1	1,781,679
Millwood #37 / Forest Park	837	515,466	27,749	968,410	1,511,625	29,000	29	0	0	29,000	0	0	1,482,625
Tech Center/College Total		288,681,656	87,679,609	2,305,495,730	2,681,856,995	49,903,440	49,904	1,627,906	1,632	51,531,346	11,360,758	645	2,618,964,891
Metro Tech Ctr #22													
Crooked Oak #53 /	053	0	0	0	0	0	0	0	0	0	0	0	0
Oklahoma City #89 /	089	213,002	1,690,104	1,977,800	3,880,906	79,000	79	6,645	7	85,645	3,593	1	3,791,668
Oklahoma City #89 / Oklahoma City	200	159,224,280	154,595,581	845,586,657	1,159,406,518	23,217,302	23,289	1,906,819	2,313	25,124,121	3,849,908	350	1,130,432,489
Oklahoma City #89 / Oklahoma City	200TF1D	19,649,248	0	14,771,248	34,420,496	1,000	1	0	0	1,000	0	0	34,419,496
Oklahoma City #89 / Oklahoma City	200TF2D	7,958,893	0	25,182,308	33,141,201	18,000	18	0	0	18,000	0	0	33,123,201
Oklahoma City #89 / Oklahoma City	200TF2I	30,070,111	0	72,916,766	102,986,877	60,000	60	5,000	5	65,000	0	0	102,921,877
Oklahoma City #89 / Oklahoma City	200TF4D	708	0	20,892	21,600	687	1	0	1	687	0	0	20,913
Oklahoma City #89 / Oklahoma City	200TF7D	4,930	0	484,074	489,004	39,822	41	3,110	9	42,932	797	1	445,275
Oklahoma City #89 / Oklahoma City	200TF8D	56,791	0	2,064,230	2,121,021	0	0	0	0	0	0	0	2,121,021
Crooked Oak #53 / Oklahoma City	253	15,042,125	2,308,199	12,862,283	30,212,607	95,993	98	9,559	23	105,552	670	1	30,106,385
Oklahoma City #89 / Choctaw	489	16,738	218,275	149,438	384,451	12,000	12	1,000	1	13,000	0	0	371,451
Oklahoma City #89 / Nichols Hills	500	2,007,817	1,317,677	111,131,220	114,456,714	1,085,000	1,085	14,000	14	1,099,000	282,569	6	113,075,145
Oklahoma City #89 / The Village	627	4,949,851	1,391,368	58,803,898	65,145,117	2,182,000	2,182	137,000	137	2,319,000	356,508	30	62,469,609
Oklahoma City #89 / The Village	627TF1D	291,145	0	2,279,496	2,570,641	0	0	0	0	0	0	0	2,570,641
Oklahoma City #89 / Nicoma Park	889	114,935	259,426	755,969	1,130,330	57,000	57	5,160	6	62,160	6,421	1	1,061,749
Oklahoma City #89 / Spencer	989	664,323	934,246	12,949,517	14,548,086	806,944	809	84,713	98	891,657	286,887	36	13,369,542
Tech Center/College Total		240,264,897	162,714,876	1,161,935,796	1,564,915,569	27,654,748	27,732	2,173,006	2,614	29,827,754	4,787,353	426	1,530,300,462
Eastern Ok Co Tech Ctr #23													
Luther #3 - I89 /	003	49,569	898,319	7,183,949	8,131,837	124,000	124	9,000	9	133,000	95,616	5	7,903,221
Luther #3 /	103	597,543	1,807,464	7,187,842	9,592,849	267,685	268	11,383	12	279,068	79,168	7	9,234,613
Luther #3 /	103FD1	71,260	88,141	2,065,864	2,225,265	125,643	126	5,000	5	130,643	22,199	2	2,072,423
Choctaw #4 /	104	883,516	1,581,972	16,892,441	19,357,929	730,000	730	24,387	25	754,387	441,924	27	18,161,618
Harrah #7 /	107	2,676,688	18,654,270	15,264,173	36,595,131	687,554	688	32,573	35	720,127	391,805	28	35,483,199
Harrah #7 /	107FD1	88,236	84,983	4,660,519	4,833,738	262,000	262	13,000	13	275,000	40,937	5	4,517,801
Harrah #7 /	107TF1D	0	0	101,116	101,116	0	0	0	0	0	0	0	101,116
Jones #9 /	109	2,550,230	588,081	4,191,309	7,329,620	124,000	124	5,000	5	129,000	16,956	1	7,183,664
Jones #9 /	109FD1	13,044	40,436	1,204,416	1,257,896	61,000	61	1,000	1	62,000	23,110	3	1,172,786

<i>Tech Center/College</i>	<i>TXD</i>	<i>Personal</i>	<i>Public Service</i>	<i>Real Estate</i>	<i>Total Valuation</i>	<i>Homestead</i>	<i>Count</i>	<i>Addr'l Hmstd</i>	<i>Count</i>	<i>Total Homestead</i>	<i>DAV Exemption</i>	<i>DAV Count</i>	<i>Net Valuation</i>
Luther #3 / Oklahoma City	203	95,548	391,491	3,471,453	3,958,492	155,000	155	9,000	9	164,000	70,988	5	3,723,504
Choctaw #4 / Oklahoma City	204	552,766	1,158,696	19,326,668	21,038,130	661,000	661	22,556	23	683,556	417,734	18	19,936,840
Harrah #7 / Oklahoma City	207	31,174	295,753	3,383,922	3,710,849	140,817	141	2,000	2	142,817	80,198	5	3,487,834
Jones #9 / Oklahoma City	209	705,008	1,067,808	10,196,125	11,968,941	417,629	418	16,330	17	433,959	122,502	8	11,412,480
Jones #9 / Choctaw	309	23,241	118,858	1,642,853	1,784,952	91,000	91	14,000	14	105,000	61,653	4	1,618,299
Luther #3 - I89 / Edmond	403	19,039	2,490,766	281,099	2,790,904	11,000	11	1,000	1	12,000	0	0	2,778,904
Luther #3 / Luther	503	1,150,798	50,198,523	4,314,328	55,663,649	207,968	209	20,406	23	228,374	60,859	6	55,374,416
Choctaw #4 / Choctaw	504	1,610,179	3,416,670	63,185,878	68,212,727	2,428,970	2,429	102,392	104	2,531,362	1,329,181	72	64,352,184
Choctaw #4 / Choctaw	504TF1D	1,042,785	0	2,492,097	3,534,882	19,000	19	3,000	3	22,000	0	0	3,512,882
Harrah #7 / Harrah	507	993,007	1,631,238	18,669,285	21,293,530	720,593	721	36,243	38	756,836	291,195	22	20,245,499
Harrah #7 / Harrah	507TF1D	3	0	216,243	216,246	5,000	5	0	0	5,000	0	0	211,246
Jones #9 / Jones	509	1,233,892	666,447	10,210,533	12,110,872	472,668	473	53,000	53	525,668	137,249	10	11,447,955
Luther #3 / Edmond	603	388	532	224,801	225,721	6,000	6	0	0	6,000	0	0	219,721
Jones #9 / Edmond	609	2,141	25,598	1,321,559	1,349,298	21,039	22	0	0	21,039	10,004	1	1,318,255
Luther #3 - I89 / Luther	703	3,084	12,082	573,286	588,452	7,000	7	0	0	7,000	0	0	581,452
Choctaw #4 / Harrah	704	60,141	361,313	6,153,808	6,575,262	287,170	288	13,000	14	300,170	242,756	17	6,032,336
Choctaw #4 / Nicoma Park	904	926,070	1,103,151	8,300,489	10,329,710	415,000	415	43,115	44	458,115	223,569	18	9,648,026
Tech Center/College Total		15,379,350	86,682,592	212,716,056	314,777,998	8,448,736	8,454	437,385	450	8,886,121	4,159,603	264	301,732,274
Rose State College													
Mid-Del #52 /	052	597,331	376,349	1,205,927	2,179,607	49,000	49	3,000	3	52,000	5,361	1	2,122,246
Mid-Del #52 / Oklahoma City	252	50,731,202	10,975,193	119,300,865	181,007,260	3,069,110	3,070	134,394	142	3,203,504	2,454,221	156	175,349,535
Mid-Del #52 / Midwest City	552	24,360,967	7,794,842	167,486,648	199,642,457	6,270,000	6,270	468,410	469	6,738,410	2,896,107	241	190,007,940
Mid-Del #52 / Midwest City	552TF1D	9,462,729	0	955,569	10,418,298	0	0	0	0	0	0	0	10,418,298
Oklahoma City #89 / Midwest City	589	2,263,031	2,384,515	31,069,643	35,717,189	1,370,114	1,371	168,300	175	1,538,414	492,773	65	33,686,002
Choctaw #4 / Midwest City	604	333,675	1,479,081	54,861,332	56,674,088	1,922,000	1,922	69,682	70	1,991,682	1,530,192	82	53,152,214
Mid-Del #52 / Del City	652	8,192,260	4,197,515	77,715,959	90,105,734	3,911,000	3,911	416,683	417	4,327,683	1,231,384	130	84,546,667
Mid-Del #52 / Smith Village	653	1,006	117,260	243,910	362,176	15,000	15	4,000	4	19,000	16,627	2	326,549
Crutcho #74 / Midwest City	674	661,673	2,039,133	4,709,407	7,410,213	120,988	123	9,000	10	129,988	21,420	3	7,258,805
Crutcho #74 / Del City	774	2,876,123	443,250	165,813	3,485,186	0	0	0	0	0	0	0	3,485,186
Mid-Del #52 / Forest Park	852	179,613	242,211	8,203,512	8,625,336	294,000	294	16,000	16	310,000	300,008	14	8,015,328
Oklahoma City #89 / Del City	901	1,375,932	504,551	4,851,533	6,732,016	207,000	207	23,000	23	230,000	70,075	10	6,431,941
Tech Center/College Total		101,035,542	30,553,900	470,770,118	602,359,560	17,228,212	17,232	1,312,469	1,329	18,540,681	9,018,168	704	574,800,711
Okc Community College													
Western Heights #41 /	141	0	0	163,046	163,046	4,000	4	0	0	4,000	0	0	159,046
Oklahoma City #89 /	189	1,973,187	126,753	1,644,178	3,744,118	0	0	0	0	0	0	0	3,744,118
Oklahoma City #89 / Oklahoma City	300	90,484,833	57,079,387	293,488,871	441,053,091	11,430,464	11,451	1,674,458	1,888	13,104,922	1,316,911	183	426,631,258

<i>Tech Center/College</i>	<i>TXD</i>	<i>Personal</i>	<i>Public Service</i>	<i>Real Estate</i>	<i>Total Valuation</i>	<i>Homestead</i>	<i>Count</i>	<i>Addr'l Hmstd</i>	<i>Count</i>	<i>Total Homestead</i>	<i>DAV Exemption</i>	<i>DAV Count</i>	<i>Net Valuation</i>
Oklahoma City #89 / Oklahoma City	300TF4D	599,868	0	3,126,530	3,726,398	4,000	4	2,000	2	6,000	0	0	3,720,398
Oklahoma City #89 / Oklahoma City	300TF6D	0	0	324,434	324,434	15,000	15	0	0	15,000	0	0	309,434
Moore J.D. #2 / Oklahoma City	302	5,702,380	2,410,392	42,465,375	50,578,147	1,339,000	1,339	93,000	93	1,432,000	428,685	36	48,717,462
Western Heights #41 / Oklahoma City	341	97,334,595	14,877,051	83,632,846	195,844,492	1,247,507	1,248	114,851	116	1,362,358	144,624	17	194,337,510
Crooked Oak #53 / Oklahoma City	353	6,233,169	4,633,062	5,390,192	16,256,423	189,000	189	28,987	43	217,987	8,598	2	16,029,838
Moore J.D. #2 /	402	0	0	49,719	49,719	0	0	0	0	0	0	0	49,719
Oklahoma City #89 / Valley Brook	700	201,952	82,102	1,440,985	1,725,039	99,978	100	16,725	22	116,703	3,548	1	1,604,788
Tech Center/College Total		202,529,984	79,208,747	431,726,176	713,464,907	14,328,949	14,350	1,930,021	2,164	16,258,970	1,902,366	239	695,303,571
No Spec Dist													
Oakdale #29 /	029	0	0	229,696	229,696	3,000	3	1,000	1	4,000	0	0	225,696
Crutcho #74 /	074	302,148	399,634	778,203	1,479,985	37,000	37	6,720	7	43,720	17,416	1	1,418,849
Oakdale #29 / Oklahoma City	229	8,819,777	1,488,298	62,018,765	72,326,840	592,000	592	0	0	592,000	216,782	8	71,518,058
Crutcho #74 / Oklahoma City	274	303,171	193,007	191,259	687,437	0	0	0	0	0	0	0	687,437
Tech Center/College Total		9,425,096	2,080,939	63,217,923	74,723,958	632,000	632	7,720	8	639,720	234,198	9	73,850,040
Grand Total		860,053,911	454,657,634	4,725,251,667	6,039,963,212	120,680,085	120,788	7,576,202	8,287	128,256,287	32,486,938	2,347	5,879,219,987



320 Robert S. Kerr, #313
Oklahoma City, Oklahoma 73102

2011 RealWare Homestead By City

City	TXD	Personal	Public Service	Real Estate	Total Valuation	Homestead	Count	Add'l Hmstd	Count	Total Homestead	DAV Exemption	DAV Count	Net Valuation
Luther #3 - I89 / Eastern Ok Co Tech Ctr #23	003	49,569	898,319	7,183,949	8,131,837	124,000	124	9,000	9	133,000	95,616	5	7,903,221
Edmond #12 / Francis Tuttle Tech Ctr #21	012	646,642	986,645	7,544,909	9,178,196	166,000	166	2,000	2	168,000	41,966	2	8,968,230
Edmond #12 / Francis Tuttle Tech Ctr #21	012FD2	17,147	389,748	4,130,125	4,537,020	82,000	82	0	0	82,000	23,076	1	4,431,944
Oakdale #29 / No Spec Dist	029	0	0	229,696	229,696	3,000	3	1,000	1	4,000	0	0	225,696
Millwood #37 / Francis Tuttle Tech Ctr #21	037	7,418	51,962	77,201	136,581	1,000	1	0	0	1,000	0	0	135,581
Western Heights #41 / Francis Tuttle Tech Ctr #21	041	0	0	2,006	2,006	0	0	0	0	0	0	0	2,006
Mid-Del #52 / Rose State College	052	597,331	376,349	1,205,927	2,179,607	49,000	49	3,000	3	52,000	5,361	1	2,122,246
Crooked Oak #53 / Metro Tech Ctr #22	053	0	0	0	0	0	0	0	0	0	0	0	0
Crutcho #74 / No Spec Dist	074	302,148	399,634	778,203	1,479,985	37,000	37	6,720	7	43,720	17,416	1	1,418,849
Oklahoma City #89 / Metro Tech Ctr #22	089	213,002	1,690,104	1,977,800	3,880,906	79,000	79	6,645	7	85,645	3,593	1	3,791,668
Putnam City #1 / Francis Tuttle Tech Ctr #21	101	33,240	266,822	567,202	867,264	5,000	5	0	0	5,000	0	0	862,264
Luther #3 / Eastern Ok Co Tech Ctr #23	103	597,543	1,807,464	7,187,842	9,592,849	267,685	268	11,383	12	279,068	79,168	7	9,234,613
Luther #3 / Eastern Ok Co Tech Ctr #23	103FD1	71,260	88,141	2,065,864	2,225,265	125,643	126	5,000	5	130,643	22,199	2	2,072,423
Choctaw #4 / Eastern Ok Co Tech Ctr #23	104	883,516	1,581,972	16,892,441	19,357,929	730,000	730	24,387	25	754,387	441,924	27	18,161,618
Deer Creek #6 / Francis Tuttle Tech Ctr #21	106	10,414	0	272,404	282,818	1,000	1	0	0	1,000	0	0	281,818
Deer Creek #6 / Francis Tuttle Tech Ctr #21	106FD2	2,693,990	3,660,416	53,260,734	59,615,140	920,000	920	9,000	9	929,000	215,409	7	58,470,731
Harrah #7 / Eastern Ok Co Tech Ctr #23	107	2,676,688	18,654,270	15,264,173	36,595,131	687,554	688	32,573	35	720,127	391,805	28	35,483,199
Harrah #7 / Eastern Ok Co Tech Ctr #23	107FD1	88,236	84,983	4,660,519	4,833,738	262,000	262	13,000	13	275,000	40,937	5	4,517,801
Harrah #7 / Eastern Ok Co Tech Ctr #23	107TF1D	0	0	101,116	101,116	0	0	0	0	0	0	0	101,116
Jones #9 / Eastern Ok Co Tech Ctr #23	109	2,550,230	588,081	4,191,309	7,329,620	124,000	124	5,000	5	129,000	16,956	1	7,183,664
Jones #9 / Eastern Ok Co Tech Ctr #23	109FD1	13,044	40,436	1,204,416	1,257,896	61,000	61	1,000	1	62,000	23,110	3	1,172,786
Edmond #12 - I89 / Francis Tuttle Tech Ctr #21	112	216,399	1,273,511	7,776,038	9,265,948	128,000	128	8,608	10	136,608	17,118	2	9,112,222
Western Heights #41 / Okc Community College	141	0	0	163,046	163,046	4,000	4	0	0	4,000	0	0	159,046
Oklahoma City #89 / Okc Community College	189	1,973,187	126,753	1,644,178	3,744,118	0	0	0	0	0	0	0	3,744,118
Piedmont J.D. #22 / Canadian Valley Tech Ctr. #6	322	24	0	109,459	109,483	1,000	1	0	0	1,000	0	0	108,483
Piedmont J.D. #22 / Canadian Valley Tech Ctr. #6	322FD2	3,376	200,620	2,463,284	2,667,280	57,000	57	0	0	57,000	0	0	2,610,280
Mustang J.D. #69 / Canadian Valley Tech Ctr. #6	369	0	452	10,171	10,623	0	0	0	0	0	0	0	10,623
McLoud J.D. #1 / Gordon Cooper Tech Ctr. #5	401	25,239	157,971	509,207	692,417	34,000	34	1,019	2	35,019	0	0	657,398
Moore J.D. #2 / Okc Community College	402	0	0	49,719	49,719	0	0	0	0	0	0	0	49,719
Moore J.D. #2 / Moore Norman Tech Ctr #17	412	0	0	4,512	4,512	0	0	0	0	0	0	0	4,512
City Total		13,669,643	33,324,653	141,527,450	188,521,746	3,948,882	3,950	139,335	146	4,088,217	1,435,654	93	182,997,875

City	TXD	Personal	Public Service	Real Estate	Total Valuation	Homestead	Count	Addr'l Hmstd	Count	Total Homestead	DAV Exemption	DAV Count	Net Valuation
Bethany													
Putnam City #1 / Francis Tuttle Tech Ctr #21	581	3,811,385	4,414,252	70,426,615	78,652,252	3,136,000	3,136	268,825	269	3,404,825	482,430	43	74,764,997
Bethany #88 / Canadian Valley Tech Ctr. #6	588	816,928	1,443,492	12,019,929	14,280,349	412,000	412	47,000	47	459,000	59,996	5	13,761,353
City Total		4,628,313	5,857,744	82,446,544	92,932,601	3,548,000	3,548	315,825	316	3,863,825	542,426	48	88,526,350
Choctaw													
Jones #9 / Eastern Ok Co Tech Ctr #23	309	23,241	118,858	1,642,853	1,784,952	91,000	91	14,000	14	105,000	61,653	4	1,618,299
Oklahoma City #89 / Metro Tech Ctr #22	489	16,738	218,275	149,438	384,451	12,000	12	1,000	1	13,000	0	0	371,451
Choctaw #4 / Eastern Ok Co Tech Ctr #23	504	1,610,179	3,416,670	63,185,878	68,212,727	2,428,970	2,429	102,392	104	2,531,362	1,329,181	72	64,352,184
Choctaw #4 / Eastern Ok Co Tech Ctr #23	504TF1D	1,042,785	0	2,492,097	3,534,882	19,000	19	3,000	3	22,000	0	0	3,512,882
City Total		2,692,943	3,753,803	67,470,266	73,917,012	2,550,970	2,551	120,392	122	2,671,362	1,390,834	76	69,854,816
Del City													
Mid-Del #52 / Rose State College	652	8,192,260	4,197,515	77,715,959	90,105,734	3,911,000	3,911	416,683	417	4,327,683	1,231,384	130	84,546,667
Crutcho #74 / Rose State College	774	2,876,123	443,250	165,813	3,485,186	0	0	0	0	0	0	0	3,485,186
Oklahoma City #89 / Rose State College	901	1,375,932	504,551	4,851,533	6,732,016	207,000	207	23,000	23	230,000	70,075	10	6,431,941
City Total		12,444,315	5,145,316	82,733,305	100,322,936	4,118,000	4,118	439,683	440	4,557,683	1,301,459	140	94,463,794
Edmond													
Luther #3 - 189 / Eastern Ok Co Tech Ctr #23	403	19,039	2,490,766	281,099	2,790,904	11,000	11	1,000	1	12,000	0	0	2,778,904
Edmond #12 / Francis Tuttle Tech Ctr #21	512	53,580,772	15,305,221	707,736,684	776,622,677	14,816,000	14,816	317,000	317	15,133,000	2,943,320	140	758,546,357
Luther #3 / Eastern Ok Co Tech Ctr #23	603	388	532	224,801	225,721	6,000	6	0	0	6,000	0	0	219,721
Deer Creek #6 / Francis Tuttle Tech Ctr #21	606	17,050	215,146	11,408,937	11,641,133	218,000	218	0	0	218,000	41,801	2	11,381,332
Jones #9 / Eastern Ok Co Tech Ctr #23	609	2,141	25,598	1,321,559	1,349,298	21,039	22	0	0	21,039	10,004	1	1,318,255
Edmond #12 - 189 / Francis Tuttle Tech Ctr #21	612	501,653	762,257	31,591,695	32,855,605	373,533	374	5,000	6	378,533	69,242	3	32,407,830
City Total		54,121,043	18,799,520	752,564,775	825,485,338	15,445,572	15,447	323,000	324	15,768,572	3,064,367	146	806,652,399
Forest Park													
Millwood #37 / Francis Tuttle Tech Ctr #21	837	515,466	27,749	968,410	1,511,625	29,000	29	0	0	29,000	0	0	1,482,625
Mid-Del #52 / Rose State College	852	179,613	242,211	8,203,512	8,625,336	294,000	294	16,000	16	310,000	300,008	14	8,015,328
City Total		695,079	269,960	9,171,922	10,136,961	323,000	323	16,000	16	339,000	300,008	14	9,497,953
Harrah													
Harrah #7 / Eastern Ok Co Tech Ctr #23	507	993,007	1,631,238	18,669,285	21,293,530	720,593	721	36,243	38	756,836	291,195	22	20,245,499
Harrah #7 / Eastern Ok Co Tech Ctr #23	507TF1D	3	0	216,243	216,246	5,000	5	0	0	5,000	0	0	211,246
Choctaw #4 / Eastern Ok Co Tech Ctr #23	704	60,141	361,313	6,153,808	6,575,262	287,170	288	13,000	14	300,170	242,756	17	6,032,336
City Total		1,053,151	1,992,551	25,039,336	28,085,038	1,012,763	1,014	49,243	52	1,062,006	533,951	39	26,489,081
Jones													
Jones #9 / Eastern Ok Co Tech Ctr #23	509	1,233,892	666,447	10,210,533	12,110,872	472,668	473	53,000	53	525,668	137,249	10	11,447,955
City Total		1,233,892	666,447	10,210,533	12,110,872	472,668	473	53,000	53	525,668	137,249	10	11,447,955
Lake Aluma													
Millwood #37 / Francis Tuttle Tech Ctr #21	637	37	3,297	2,380,472	2,383,806	28,000	28	0	0	28,000	0	0	2,355,806

City	TXD	Personal	Public Service	Real Estate	Total Valuation	Homestead	Count	Addr'l Hmstd	Count	Total Homestead	DAV Exemption	DAV Count	Net Valuation
City Total		37	3,297	2,380,472	2,383,806	28,000	28	0	0	28,000	0	0	2,355,806
Luther													
Luther #3 / Eastern Ok Co Tech Ctr #23	503	1,150,798	50,198,523	4,314,328	55,663,649	207,968	209	20,406	23	228,374	60,859	6	55,374,416
Luther #3 - 189 / Eastern Ok Co Tech Ctr #23	703	3,084	12,082	573,286	588,452	7,000	7	0	0	7,000	0	0	581,452
City Total		1,153,882	50,210,605	4,887,614	56,252,101	214,968	216	20,406	23	235,374	60,859	6	55,955,868
Midwest City													
Mid-Del #52 / Rose State College	552	24,360,967	7,794,842	167,486,648	199,642,457	6,270,000	6,270	468,410	469	6,738,410	2,896,107	241	190,007,940
Mid-Del #52 / Rose State College	552TF1D	9,462,729	0	955,569	10,418,298	0	0	0	0	0	0	0	10,418,298
Oklahoma City #89 / Rose State College	589	2,263,031	2,384,515	31,069,643	35,717,189	1,370,114	1,371	168,300	175	1,538,414	492,773	65	33,686,002
Choctaw #4 / Rose State College	604	333,675	1,479,081	54,861,332	56,674,088	1,922,000	1,922	69,682	70	1,991,682	1,530,192	82	53,152,214
Crutcho #74 / Rose State College	674	661,673	2,039,133	4,709,407	7,410,213	120,988	123	9,000	10	129,988	21,420	3	7,258,805
City Total		37,082,075	13,697,571	259,082,599	309,862,245	9,683,102	9,686	715,392	724	10,398,494	4,940,492	391	294,523,259
Nichols Hills													
Oklahoma City #89 / Metro Tech Ctr #22	500	2,007,817	1,317,677	111,131,220	114,456,714	1,085,000	1,085	14,000	14	1,099,000	282,569	6	113,075,145
City Total		2,007,817	1,317,677	111,131,220	114,456,714	1,085,000	1,085	14,000	14	1,099,000	282,569	6	113,075,145
Nicoma Park													
Oklahoma City #89 / Metro Tech Ctr #22	889	114,935	259,426	755,969	1,130,330	57,000	57	5,160	6	62,160	6,421	1	1,061,749
Choctaw #4 / Eastern Ok Co Tech Ctr #23	904	926,070	1,103,151	8,300,489	10,329,710	415,000	415	43,115	44	458,115	223,569	18	9,648,026
City Total		1,041,005	1,362,577	9,056,458	11,460,040	472,000	472	48,275	50	520,275	229,990	19	10,709,775
Oklahoma City													
Oklahoma City #89 / Metro Tech Ctr #22	200	159,224,280	154,595,581	845,586,657	1,159,406,518	23,217,302	23,289	1,906,819	2,313	25,124,121	3,849,908	350	1,130,432,489
Oklahoma City #89 / Metro Tech Ctr #22	200TF1D	19,649,248	0	14,771,248	34,420,496	1,000	1	0	0	1,000	0	0	34,419,496
Oklahoma City #89 / Metro Tech Ctr #22	200TF2D	7,958,893	0	25,182,308	33,141,201	18,000	18	0	0	18,000	0	0	33,123,201
Oklahoma City #89 / Metro Tech Ctr #22	200TF2I	30,070,111	0	72,916,766	102,986,877	60,000	60	5,000	5	65,000	0	0	102,921,877
Oklahoma City #89 / Metro Tech Ctr #22	200TF4D	708	0	20,892	21,600	687	1	0	1	687	0	0	20,913
Oklahoma City #89 / Metro Tech Ctr #22	200TF7D	4,930	0	484,074	489,004	39,822	41	3,110	9	42,932	797	1	445,275
Oklahoma City #89 / Metro Tech Ctr #22	200TF8D	56,791	0	2,064,230	2,121,021	0	0	0	0	0	0	0	2,121,021
Luther #3 / Eastern Ok Co Tech Ctr #23	203	95,548	391,491	3,471,453	3,958,492	155,000	155	9,000	9	164,000	70,988	5	3,723,504
Choctaw #4 / Eastern Ok Co Tech Ctr #23	204	552,766	1,158,696	19,326,668	21,038,130	661,000	661	22,556	23	683,556	417,734	18	19,936,840
Deer Creek #6 / Francis Tuttle Tech Ctr #21	206	9,474,376	5,635,059	137,521,695	152,631,130	1,848,000	1,848	15,000	15	1,863,000	414,205	18	150,353,925
Harrah #7 / Eastern Ok Co Tech Ctr #23	207	31,174	295,753	3,383,922	3,710,849	140,817	141	2,000	2	142,817	80,198	5	3,487,834
Jones #9 / Eastern Ok Co Tech Ctr #23	209	705,008	1,067,808	10,196,125	11,968,941	417,629	418	16,330	17	433,959	122,502	8	11,412,480
Edmond #12 / Francis Tuttle Tech Ctr #21	212	57,444,921	19,528,797	506,418,946	583,392,664	7,965,000	7,965	103,000	103	8,068,000	2,547,255	120	572,777,409
Piedmont J.D. #22 / Canadian Valley Tech Ctr. #6	222	310,880	1,243,592	25,080,680	26,635,152	662,000	662	7,000	7	669,000	404,476	18	25,561,676
Oakdale #29 / No Spec Dist	229	8,819,777	1,488,298	62,018,765	72,326,840	592,000	592	0	0	592,000	216,782	8	71,518,058
Millwood #37 / Francis Tuttle Tech Ctr #21	237	12,181,128	1,904,204	21,165,160	35,250,492	769,000	769	86,676	87	855,676	353,487	29	34,041,329
Mid-Del #52 / Rose State College	252	50,731,202	10,975,193	119,300,865	181,007,260	3,069,110	3,070	134,394	142	3,203,504	2,454,221	156	175,349,535

City	TXD	Personal	Public Service	Real Estate	Total Valuation	Homestead	Count	Addr'l Hmstd	Count	Total Homestead	DAV Exemption	DAV Count	Net Valuation
Crooked Oak #53 / Metro Tech Ctr #22	253	15,042,125	2,308,199	12,862,283	30,212,607	95,993	98	9,559	23	105,552	670	1	30,106,385
Mustang J.D. #69 / Canadian Valley Tech Ctr. #6	269	128,016	484,934	11,130,195	11,743,145	365,000	365	7,000	7	372,000	44,003	2	11,327,142
Crutcho #74 / No Spec Dist	274	303,171	193,007	191,259	687,437	0	0	0	0	0	0	0	687,437
Oklahoma City #89 / Okc Community College	300	90,484,833	57,079,387	293,488,871	441,053,091	11,430,464	11,451	1,674,458	1,888	13,104,922	1,316,911	183	426,631,258
Oklahoma City #89 / Okc Community College	300TF4D	599,868	0	3,126,530	3,726,398	4,000	4	2,000	2	6,000	0	0	3,720,398
Oklahoma City #89 / Okc Community College	300TF6D	0	0	324,434	324,434	15,000	15	0	0	15,000	0	0	309,434
Moore J.D. #2 / Okc Community College	302	5,702,380	2,410,392	42,465,375	50,578,147	1,339,000	1,339	93,000	93	1,432,000	428,685	36	48,717,462
Moore J.D. #2 / Moore Norman Tech Ctr #17	312	1,347,377	1,323,840	22,250,907	24,922,124	709,000	709	10,000	10	719,000	476,285	31	23,726,839
Western Heights #41 / Okc Community College	341	97,334,595	14,877,051	83,632,846	195,844,492	1,247,507	1,248	114,851	116	1,362,358	144,624	17	194,337,510
Crooked Oak #53 / Okc Community College	353	6,233,169	4,633,062	5,390,192	16,256,423	189,000	189	28,987	43	217,987	8,598	2	16,029,838
McLoud J.D. #1 / Gordon Cooper Tech Ctr. #5	411	105,546	882,070	5,811,524	6,799,140	244,000	244	15,676	17	259,676	39,732	4	6,499,732
Putnam City #1 / Francis Tuttle Tech Ctr #21	501	110,428,274	26,206,159	646,022,632	782,657,065	16,817,907	16,818	620,797	622	17,438,704	3,703,892	239	761,514,469
Putnam City #1 / Francis Tuttle Tech Ctr #21	501TF4D	971,956	0	5,268,439	6,240,395	4,000	4	1,000	1	5,000	0	0	6,235,395
Western Heights #41 / Francis Tuttle Tech Ctr #21	541	25,768,116	4,940,640	36,463,955	67,172,711	642,000	642	48,000	48	690,000	72,428	9	66,410,283
Edmond #12 - I89 / Francis Tuttle Tech Ctr #21	712	14,933	0	1,852,555	1,867,488	46,000	46	1,000	1	47,000	38,809	1	1,781,679
City Total		711,776,100	313,623,213	3,039,192,451	4,064,591,764	72,765,238	72,863	4,937,213	5,604	77,702,451	17,207,190	1,261	3,969,682,123
Smith Village													
Mid-Del #52 / Rose State College	653	1,006	117,260	243,910	362,176	15,000	15	4,000	4	19,000	16,627	2	326,549
City Total		1,006	117,260	243,910	362,176	15,000	15	4,000	4	19,000	16,627	2	326,549
Spencer													
Oklahoma City #89 / Metro Tech Ctr #22	989	664,323	934,246	12,949,517	14,548,086	806,944	809	84,713	98	891,657	286,887	36	13,369,542
City Total		664,323	934,246	12,949,517	14,548,086	806,944	809	84,713	98	891,657	286,887	36	13,369,542
The Village													
Oklahoma City #89 / Metro Tech Ctr #22	627	4,949,851	1,391,368	58,803,898	65,145,117	2,182,000	2,182	137,000	137	2,319,000	356,508	30	62,469,609
Oklahoma City #89 / Metro Tech Ctr #22	627TF1D	291,145	0	2,279,496	2,570,641	0	0	0	0	0	0	0	2,570,641
City Total		5,240,996	1,391,368	61,083,394	67,715,758	2,182,000	2,182	137,000	137	2,319,000	356,508	30	65,040,250
Valley Brook													
Oklahoma City #89 / Okc Community College	700	201,952	82,102	1,440,985	1,725,039	99,978	100	16,725	22	116,703	3,548	1	1,604,788
City Total		201,952	82,102	1,440,985	1,725,039	99,978	100	16,725	22	116,703	3,548	1	1,604,788
Warr Acres													
Putnam City #1 / Francis Tuttle Tech Ctr #21	601	9,218,885	1,996,715	51,260,646	62,476,246	1,857,000	1,857	139,000	139	1,996,000	382,928	28	60,097,318
City Total		9,218,885	1,996,715	51,260,646	62,476,246	1,857,000	1,857	139,000	139	1,996,000	382,928	28	60,097,318
Woodlawn Park													
Putnam City #1 / Francis Tuttle Tech Ctr #21	701	1,127,454	111,009	1,378,270	2,616,733	51,000	51	3,000	3	54,000	13,392	1	2,549,341
City Total		1,127,454	111,009	1,378,270	2,616,733	51,000	51	3,000	3	54,000	13,392	1	2,549,341

<i>City</i>	<i>TXD</i>	<i>Personal</i>	<i>Public Service</i>	<i>Real Estate</i>	<i>Total Valuation</i>	<i>Homestead</i>	<i>Count</i>	<i>Addr'l Hmstd</i>	<i>Count</i>	<i>Total Homestead</i>	<i>DAV Exemption</i>	<i>DAV Count</i>	<i>Net Valuation</i>
<i>Grand Total</i>		860,053,911	454,657,634	4,725,251,667	6,039,963,212	120,680,085	120,788	7,576,202	8,287	128,256,287	32,486,938	2,347	5,879,219,987



320 Robert S. Kerr, #313
Oklahoma City, Oklahoma 73102

2011 RealWare Homestead By Tax District

TXD	Personal	Public Service	Real Estate	Total Valuation	Homestead	Count	Add'l Hmstd	Count	Total Homestead	DAV Exemption	DAV Count	Net Valuation
003	49,569	898,319	7,183,949	8,131,837	124,000	124	9,000	9	133,000	95,616	5	7,903,221
012	646,642	986,645	7,544,909	9,178,196	166,000	166	2,000	2	168,000	41,966	2	8,968,230
012FD2	17,147	389,748	4,130,125	4,537,020	82,000	82	0	0	82,000	23,076	1	4,431,944
029	0	0	229,696	229,696	3,000	3	1,000	1	4,000	0	0	225,696
037	7,418	51,962	77,201	136,581	1,000	1	0	0	1,000	0	0	135,581
041	0	0	2,006	2,006	0	0	0	0	0	0	0	2,006
052	597,331	376,349	1,205,927	2,179,607	49,000	49	3,000	3	52,000	5,361	1	2,122,246
053	0	0	0	0	0	0	0	0	0	0	0	0
074	302,148	399,634	778,203	1,479,985	37,000	37	6,720	7	43,720	17,416	1	1,418,849
089	213,002	1,690,104	1,977,800	3,880,906	79,000	79	6,645	7	85,645	3,593	1	3,791,668
101	33,240	266,822	567,202	867,264	5,000	5	0	0	5,000	0	0	862,264
103	597,543	1,807,464	7,187,842	9,592,849	267,685	268	11,383	12	279,068	79,168	7	9,234,613
103FD1	71,260	88,141	2,065,864	2,225,265	125,643	126	5,000	5	130,643	22,199	2	2,072,423
104	883,516	1,581,972	16,892,441	19,357,929	730,000	730	24,387	25	754,387	441,924	27	18,161,618
106	10,414	0	272,404	282,818	1,000	1	0	0	1,000	0	0	281,818
106FD2	2,693,990	3,660,416	53,260,734	59,615,140	920,000	920	9,000	9	929,000	215,409	7	58,470,731
107	2,676,688	18,654,270	15,264,173	36,595,131	687,554	688	32,573	35	720,127	391,805	28	35,483,199
107FD1	88,236	84,983	4,660,519	4,833,738	262,000	262	13,000	13	275,000	40,937	5	4,517,801
107TF1D	0	0	101,116	101,116	0	0	0	0	0	0	0	101,116
109	2,550,230	588,081	4,191,309	7,329,620	124,000	124	5,000	5	129,000	16,956	1	7,183,664
109FD1	13,044	40,436	1,204,416	1,257,896	61,000	61	1,000	1	62,000	23,110	3	1,172,786
112	216,399	1,273,511	7,776,038	9,265,948	128,000	128	8,608	10	136,608	17,118	2	9,112,222
141	0	0	163,046	163,046	4,000	4	0	0	4,000	0	0	159,046
189	1,973,187	126,753	1,644,178	3,744,118	0	0	0	0	0	0	0	3,744,118
200	159,224,280	154,595,581	845,586,657	1,159,406,518	23,217,302	23,289	1,906,819	2,313	25,124,121	3,849,908	350	1,130,432,489
200TF1D	19,649,248	0	14,771,248	34,420,496	1,000	1	0	0	1,000	0	0	34,419,496
200TF2D	7,958,893	0	25,182,308	33,141,201	18,000	18	0	0	18,000	0	0	33,123,201
200TF2I	30,070,111	0	72,916,766	102,986,877	60,000	60	5,000	5	65,000	0	0	102,921,877
200TF4D	708	0	20,892	21,600	687	1	0	1	687	0	0	20,913
200TF7D	4,930	0	484,074	489,004	39,822	41	3,110	9	42,932	797	1	445,275
200TF8D	56,791	0	2,064,230	2,121,021	0	0	0	0	0	0	0	2,121,021
203	95,548	391,491	3,471,453	3,958,492	155,000	155	9,000	9	164,000	70,988	5	3,723,504

<i>TXD</i>	<i>Personal</i>	<i>Public Service</i>	<i>Real Estate</i>	<i>Total Valuation</i>	<i>Homestead</i>	<i>Count</i>	<i>Addr'l Hmstd</i>	<i>Count</i>	<i>Total Homestead</i>	<i>DAV Exemption</i>	<i>DAV Count</i>	<i>Net Valuation</i>
204	552,766	1,158,696	19,326,668	21,038,130	661,000	661	22,556	23	683,556	417,734	18	19,936,840
206	9,474,376	5,635,059	137,521,695	152,631,130	1,848,000	1,848	15,000	15	1,863,000	414,205	18	150,353,925
207	31,174	295,753	3,383,922	3,710,849	140,817	141	2,000	2	142,817	80,198	5	3,487,834
209	705,008	1,067,808	10,196,125	11,968,941	417,629	418	16,330	17	433,959	122,502	8	11,412,480
212	57,444,921	19,528,797	506,418,946	583,392,664	7,965,000	7,965	103,000	103	8,068,000	2,547,255	120	572,777,409
222	310,880	1,243,592	25,080,680	26,635,152	662,000	662	7,000	7	669,000	404,476	18	25,561,676
229	8,819,777	1,488,298	62,018,765	72,326,840	592,000	592	0	0	592,000	216,782	8	71,518,058
237	12,181,128	1,904,204	21,165,160	35,250,492	769,000	769	86,676	87	855,676	353,487	29	34,041,329
252	50,731,202	10,975,193	119,300,865	181,007,260	3,069,110	3,070	134,394	142	3,203,504	2,454,221	156	175,349,535
253	15,042,125	2,308,199	12,862,283	30,212,607	95,993	98	9,559	23	105,552	670	1	30,106,385
269	128,016	484,934	11,130,195	11,743,145	365,000	365	7,000	7	372,000	44,003	2	11,327,142
274	303,171	193,007	191,259	687,437	0	0	0	0	0	0	0	687,437
300	90,484,833	57,079,387	293,488,871	441,053,091	11,430,464	11,451	1,674,458	1,888	13,104,922	1,316,911	183	426,631,258
300TF4D	599,868	0	3,126,530	3,726,398	4,000	4	2,000	2	6,000	0	0	3,720,398
300TF6D	0	0	324,434	324,434	15,000	15	0	0	15,000	0	0	309,434
302	5,702,380	2,410,392	42,465,375	50,578,147	1,339,000	1,339	93,000	93	1,432,000	428,685	36	48,717,462
309	23,241	118,858	1,642,853	1,784,952	91,000	91	14,000	14	105,000	61,653	4	1,618,299
312	1,347,377	1,323,840	22,250,907	24,922,124	709,000	709	10,000	10	719,000	476,285	31	23,726,839
322	24	0	109,459	109,483	1,000	1	0	0	1,000	0	0	108,483
322FD2	3,376	200,620	2,463,284	2,667,280	57,000	57	0	0	57,000	0	0	2,610,280
341	97,334,595	14,877,051	83,632,846	195,844,492	1,247,507	1,248	114,851	116	1,362,358	144,624	17	194,337,510
353	6,233,169	4,633,062	5,390,192	16,256,423	189,000	189	28,987	43	217,987	8,598	2	16,029,838
369	0	452	10,171	10,623	0	0	0	0	0	0	0	10,623
401	25,239	157,971	509,207	692,417	34,000	34	1,019	2	35,019	0	0	657,398
402	0	0	49,719	49,719	0	0	0	0	0	0	0	49,719
403	19,039	2,490,766	281,099	2,790,904	11,000	11	1,000	1	12,000	0	0	2,778,904
411	105,546	882,070	5,811,524	6,799,140	244,000	244	15,676	17	259,676	39,732	4	6,499,732
412	0	0	4,512	4,512	0	0	0	0	0	0	0	4,512
489	16,738	218,275	149,438	384,451	12,000	12	1,000	1	13,000	0	0	371,451
500	2,007,817	1,317,677	111,131,220	114,456,714	1,085,000	1,085	14,000	14	1,099,000	282,569	6	113,075,145
501	110,428,274	26,206,159	646,022,632	782,657,065	16,817,907	16,818	620,797	622	17,438,704	3,703,892	239	761,514,469
501TF4D	971,956	0	5,268,439	6,240,395	4,000	4	1,000	1	5,000	0	0	6,235,395
503	1,150,798	50,198,523	4,314,328	55,663,649	207,968	209	20,406	23	228,374	60,859	6	55,374,416
504	1,610,179	3,416,670	63,185,878	68,212,727	2,428,970	2,429	102,392	104	2,531,362	1,329,181	72	64,352,184
504TF1D	1,042,785	0	2,492,097	3,534,882	19,000	19	3,000	3	22,000	0	0	3,512,882
507	993,007	1,631,238	18,669,285	21,293,530	720,593	721	36,243	38	756,836	291,195	22	20,245,499

<i>TXD</i>	<i>Personal</i>	<i>Public Service</i>	<i>Real Estate</i>	<i>Total Valuation</i>	<i>Homestead</i>	<i>Count</i>	<i>Add'l Hmstd</i>	<i>Count</i>	<i>Total Homestead</i>	<i>DAV Exemption</i>	<i>DAV Count</i>	<i>Net Valuation</i>
507TF1D	3	0	216,243	216,246	5,000	5	0	0	5,000	0	0	211,246
509	1,233,892	666,447	10,210,533	12,110,872	472,668	473	53,000	53	525,668	137,249	10	11,447,955
512	53,580,772	15,305,221	707,736,684	776,622,677	14,816,000	14,816	317,000	317	15,133,000	2,943,320	140	758,546,357
541	25,768,116	4,940,640	36,463,955	67,172,711	642,000	642	48,000	48	690,000	72,428	9	66,410,283
552	24,360,967	7,794,842	167,486,648	199,642,457	6,270,000	6,270	468,410	469	6,738,410	2,896,107	241	190,007,940
552TF1D	9,462,729	0	955,569	10,418,298	0	0	0	0	0	0	0	10,418,298
581	3,811,385	4,414,252	70,426,615	78,652,252	3,136,000	3,136	268,825	269	3,404,825	482,430	43	74,764,997
588	816,928	1,443,492	12,019,929	14,280,349	412,000	412	47,000	47	459,000	59,996	5	13,761,353
589	2,263,031	2,384,515	31,069,643	35,717,189	1,370,114	1,371	168,300	175	1,538,414	492,773	65	33,686,002
601	9,218,885	1,996,715	51,260,646	62,476,246	1,857,000	1,857	139,000	139	1,996,000	382,928	28	60,097,318
603	388	532	224,801	225,721	6,000	6	0	0	6,000	0	0	219,721
604	333,675	1,479,081	54,861,332	56,674,088	1,922,000	1,922	69,682	70	1,991,682	1,530,192	82	53,152,214
606	17,050	215,146	11,408,937	11,641,133	218,000	218	0	0	218,000	41,801	2	11,381,332
609	2,141	25,598	1,321,559	1,349,298	21,039	22	0	0	21,039	10,004	1	1,318,255
612	501,653	762,257	31,591,695	32,855,605	373,533	374	5,000	6	378,533	69,242	3	32,407,830
627	4,949,851	1,391,368	58,803,898	65,145,117	2,182,000	2,182	137,000	137	2,319,000	356,508	30	62,469,609
627TF1D	291,145	0	2,279,496	2,570,641	0	0	0	0	0	0	0	2,570,641
637	37	3,297	2,380,472	2,383,806	28,000	28	0	0	28,000	0	0	2,355,806
652	8,192,260	4,197,515	77,715,959	90,105,734	3,911,000	3,911	416,683	417	4,327,683	1,231,384	130	84,546,667
653	1,006	117,260	243,910	362,176	15,000	15	4,000	4	19,000	16,627	2	326,549
674	661,673	2,039,133	4,709,407	7,410,213	120,988	123	9,000	10	129,988	21,420	3	7,258,805
700	201,952	82,102	1,440,985	1,725,039	99,978	100	16,725	22	116,703	3,548	1	1,604,788
701	1,127,454	111,009	1,378,270	2,616,733	51,000	51	3,000	3	54,000	13,392	1	2,549,341
703	3,084	12,082	573,286	588,452	7,000	7	0	0	7,000	0	0	581,452
704	60,141	361,313	6,153,808	6,575,262	287,170	288	13,000	14	300,170	242,756	17	6,032,336
712	14,933	0	1,852,555	1,867,488	46,000	46	1,000	1	47,000	38,809	1	1,781,679
774	2,876,123	443,250	165,813	3,485,186	0	0	0	0	0	0	0	3,485,186
837	515,466	27,749	968,410	1,511,625	29,000	29	0	0	29,000	0	0	1,482,625
852	179,613	242,211	8,203,512	8,625,336	294,000	294	16,000	16	310,000	300,008	14	8,015,328
889	114,935	259,426	755,969	1,130,330	57,000	57	5,160	6	62,160	6,421	1	1,061,749
901	1,375,932	504,551	4,851,533	6,732,016	207,000	207	23,000	23	230,000	70,075	10	6,431,941
904	926,070	1,103,151	8,300,489	10,329,710	415,000	415	43,115	44	458,115	223,569	18	9,648,026
989	664,323	934,246	12,949,517	14,548,086	806,944	809	84,713	98	891,657	286,887	36	13,369,542

<i>TXD</i>	<i>Personal</i>	<i>Public Service</i>	<i>Real Estate</i>	<i>Total Valuation</i>	<i>Homestead</i>	<i>Count</i>	<i>Addr'l Hmstd</i>	<i>Count</i>	<i>Total Homestead</i>	<i>DAV Exemption</i>	<i>DAV Count</i>	<i>Net Valuation</i>
<i>Grand Total</i>	860,053,911	454,657,634	4,725,251,667	6,039,963,212	120,680,085	120,788	7,576,202	8,287	128,256,287	32,486,938	2,347	5,879,219,987