

Find reports & more

Pages

Jan 1, 2013 - Dec 31, 2013

Email Export Add to Dashboard Shortcut

All Visits

+ Create New Segment

Import from Gallery

View

Show

All

Built-in

Custom

Starred

Search segments



All Visits

Bounced Visits

Converters

Direct Traffic

Made a Purchase

Mobile and Table...

Mobile Traffic

Multi-visit Users

New Users

Non-bounce Visits

Non-Converters

Non-paid Search...

Paid Search Traffic

Performed Site S...

Referral Traffic

Returning Users

Search Traffic

Single Visit Users

Tablet and Desk...

Tablet Traffic

Visits with Conve...

Visits with Trans...

Apply

Cancel

Explorer

Navigation Summary

In-Page

Pageviews

vs. Select a metric

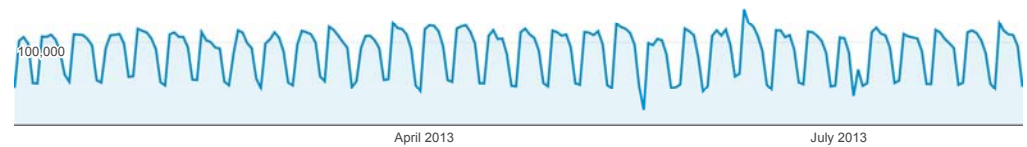
Day

Week

Month

Pageviews

200,000



Primary Dimension: Page Page Title Other

Plot Rows

Secondary dimension

Sort Type: Default

advanced

<input type="checkbox"/>	Page Title	Pageviews	Unique Pageviews	Avg. Time on Page	Entrances	Bounce Rate	% Exit
		30,885,613 <small>% of Total: 100.00% (30,885,613)</small>	13,457,862 <small>% of Total: 100.00% (13,457,862)</small>	00:00:40 <small>Site Avg: 00:00:40 (0.00%)</small>	2,832,619 <small>% of Total: 100.00% (2,832,619)</small>	13.63% <small>Site Avg: 13.63% (0.00%)</small>	9.17% <small>Site Avg: 9.17% (0.00%)</small>
<input type="checkbox"/>	1. Leonard Sullivan-Oklahoma County Assessor Address Search Results	8,013,940	1,403,192	00:00:08	80,026	0.57%	1.67%
<input type="checkbox"/>	2. Leonard Sullivan Oklahoma County Assessor Real Property Detail Sheet	7,341,548	6,245,138	00:01:48	334,994	47.94%	22.40%
<input type="checkbox"/>	3. Oklahoma County Property Search Leonard Sullivan Assessor	6,434,865	2,427,619	00:00:34	1,390,542	9.08%	6.50%
<input type="checkbox"/>	4. Leonard Sullivan-Oklahoma County Assessor Ownership Search Results	5,629,139	1,100,059	00:00:15	43,754	23.88%	3.70%
<input type="checkbox"/>	5. Leonard Sullivan Oklahoma County Assessor Home Page	1,187,927	953,680	00:00:30	903,991	6.01%	9.26%
<input type="checkbox"/>	6. Leonard Sullivan Oklahoma County Assessor...	882,920	230,012	00:00:26	10,207	23.21%	3.70%

<input type="checkbox"/>	Page Title	Pageviews	Unique Pageviews	Avg. Time on Page	Entrances	Bounce Rate	% Exit
	http://www.oklahomacounty.org/assessor - http://www.oklahomacounty.org/assessor	30,885,613 <small>% of Total: 100.00% (30,885,613)</small>	13,457,862 <small>% of Total: 100.00% (13,457,862)</small>	00:00:40 <small>Site Avg: 00:00:40 (0.00%)</small>	2,832,619 <small>% of Total: 100.00% (2,832,619)</small>	13.63% <small>Site Avg: 13.63% (0.00%)</small>	9.17% <small>Site Avg: 9.17% (0.00%)</small>
<input type="checkbox"/>	Leonard Sullivan-Oklahoma County Assessor Subdivision Search Results						
<input type="checkbox"/>	7. Oklahoma County Assessor Property Detail Breakdown	428,282	383,316	00:02:13	8,291	49.91%	25.56%
<input type="checkbox"/>	8. Leonard Sullivan-Oklahoma County Assessor Subdivision Sales	250,246	199,983	00:01:02	8,074	35.00%	11.98%
<input type="checkbox"/>	9. Oklahoma County Assessor Personal Property Detail	189,255	167,443	00:01:25	2,412	45.40%	16.69%
<input type="checkbox"/>	10. Leonard Sullivan-Oklahoma County Assessor Latest Sales of Similar Properties	123,193	104,018	00:01:45	3,308	45.28%	21.40%
<input type="checkbox"/>	11. Leonard Sullivan-Oklahoma County Assessor Map Number Search Results	112,066	7,450	00:00:11	492	15.85%	0.85%
<input type="checkbox"/>	12. Leonard Sullivan Oklahoma County Assessor Real Property Historical View	88,966	77,142	00:02:13	2,979	47.47%	28.37%
<input type="checkbox"/>	13. Leonard Sullivan-Oklahoma County Assessor View Similar Sales Search	50,495	42,893	00:01:45	1,614	49.01%	20.92%
<input type="checkbox"/>	14. Oklahoma County Assessor Forms	49,661	34,862	00:01:22	8,627	24.98%	26.24%
<input type="checkbox"/>	15. Oklahoma County Assessor Homestead Exemption	32,471	25,564	00:01:53	14,132	54.43%	39.34%
<input type="checkbox"/>	16. Oklahoma County Assessor	26,158	23,093	00:01:44	1,102	44.74%	27.68%
<input type="checkbox"/>	17. Oklahoma County Assessor Mapping Department	24,265	15,679	00:02:12	14,697	55.75%	52.87%
<input type="checkbox"/>	18. Oklahoma County Assessor 5% Valuation Help	11,682	10,363	00:01:09	1,027	59.01%	19.99%
<input type="checkbox"/>	19. Oklahoma County Assessor Standard CAD Layers	3,315	2,761	00:00:50	1,887	24.85%	23.95%
<input type="checkbox"/>	20. Oklahoma County Assessor Book and Page Detail	1,919	714	00:00:55	49	24.49%	6.20%
<input type="checkbox"/>	21. Oklahoma County Assessor Centrally Assessed Property Detail	1,653	1,525	00:00:26	10	80.00%	6.84%
<input type="checkbox"/>	22. Oklahoma County Assessor Commercial Department	1,280	1,054	00:01:46	290	31.38%	29.84%
<input type="checkbox"/>	23. (not set)	105	81	00:02:02	33	51.52%	40.00%
<input type="checkbox"/>	24. Stone Creek News and Information	80	61	00:01:20	48	60.42%	57.50%
<input type="checkbox"/>	25. #Homestead Forms & Examples#Homestead Forms & Examples	33	27	00:03:24	0	0.00%	39.39%
<input type="checkbox"/>	26. Stone Creek CCRs	27	24	00:10:05	14	57.14%	59.26%
<input type="checkbox"/>	27. #Homestead Forms & Examples	20	16	00:01:08	0	0.00%	40.00%
<input type="checkbox"/>	28. By-Laws of Stone Creek Association	20	18	00:01:51	12	25.00%	35.00%
<input type="checkbox"/>	29. Oklahoma County Assessor Forms#Homestead Forms & Examples#Homestead Forms & Examples	20	16	00:03:19	0	0.00%	40.00%
<input type="checkbox"/>	30. Oklahoma County Assessor Forms#Homestead Forms & Examples	15	15	00:06:06	0	0.00%	33.33%
<input type="checkbox"/>	31. #Farm Personal Forms#Farm Personal Forms	5	5	00:01:58	0	0.00%	20.00%
<input type="checkbox"/>	32. Oklahoma County Assessor Forms#Homestead Forms & Examples#Homestead Forms & Examples#Homestead Forms & Examples	5	5	00:10:11	0	0.00%	60.00%
<input type="checkbox"/>	33. Stone Creek Budget	4	3	00:07:19	2	50.00%	50.00%

Admin Help

<input type="checkbox"/>	Page Title	Pageviews	Unique Pageviews	Avg. Time on Page	Entrances	Bounce Rate	% Exit
	http://www.oklahomacounty.org/assessor - http://www.oklahomacounty.org/assessor	30,885,613 <small>% of Total: 100.00% (30,885,613)</small>	13,457,862 <small>% of Total: 100.00% (13,457,862)</small>	00:00:40 <small>Site Avg: 00:00:40 (0.00%)</small>	2,832,619 <small>% of Total: 100.00% (2,832,619)</small>	13.63% <small>Site Avg: 13.63% (0.00%)</small>	9.17% <small>Site Avg: 9.17% (0.00%)</small>
<input type="checkbox"/>	34. #Business Personal Forms & Notices#Business Personal Forms & Notices	3	3	00:00:33	0	0.00%	33.33%
<input type="checkbox"/>	35. Oklahoma County Assessor Forms#Homestead Forms & Examples#Homestead Forms & Examples#Homestead Forms & Examples	3	3	00:02:08	0	0.00%	33.33%
<input type="checkbox"/>	36. #Do#Do	2	2	00:01:56	0	0.00%	0.00%
<input type="checkbox"/>	37. #Homestead Forms & Examples#Homestead Forms & Examples#Homestead Forms & Examples	2	2	00:04:56	0	0.00%	0.00%
<input type="checkbox"/>	38. #Homestead%20Forms%20%20Examples#Homestead%20Forms%20%20Examples	2	2	00:00:49	0	0.00%	50.00%
<input type="checkbox"/>	39. Home	2	2	00:00:00	2	100.00%	100.00%
<input type="checkbox"/>	40. Oklahoma County Assessor Forms#Business Personal Forms & Notices#Business Personal Forms & Notices	2	2	00:00:00	0	0.00%	100.00%
<input type="checkbox"/>	41. Oklahoma County Assessor Forms#Farm Personal Forms	2	2	00:00:00	0	0.00%	100.00%
<input type="checkbox"/>	42. Oklahoma County Assessor Forms#Farm Personal Forms#Farm Personal Forms	2	2	00:01:08	0	0.00%	50.00%
<input type="checkbox"/>	43. Oklahoma County Assessor Leonard Sullivan Home Page	2	1	00:00:46	1	0.00%	0.00%
<input type="checkbox"/>	44. The page cannot be found	2	1	00:00:02	0	0.00%	0.00%
<input type="checkbox"/>	45. #Farm Personal Forms	1	1	00:01:36	0	0.00%	0.00%
<input type="checkbox"/>	46. #Homestead#Homestead	1	1	00:00:00	0	0.00%	100.00%
<input type="checkbox"/>	47. Leonard Sullivan Oklahoma County Assessor Página Inicial	1	1	00:00:00	1	100.00%	100.00%
<input type="checkbox"/>	48. Leonard Sullivan Oklahoma County Assessor pagina	1	1	00:00:00	1	100.00%	100.00%
<input type="checkbox"/>	49. Leonard Sullivan-Oklahoma County Assessor Subdi	1	1	00:00:34	0	0.00%	0.00%
<input type="checkbox"/>	50. Oklahoma County Assessor Forms#Business Personal Forms & Notices	1	1	00:00:00	0	0.00%	100.00%
<input type="checkbox"/>	51. Oklahoma County Assessor Forms#Farm Personal Forms#Farm Personal Forms	1	1	00:00:19	0	0.00%	0.00%
<input type="checkbox"/>	52. Oklahoma County Assessor Forms#Farm Personal Forms#Farm Personal Forms#Farm Personal Forms	1	1	00:00:00	0	0.00%	100.00%
<input type="checkbox"/>	53. Oklahoma County Assessor Forms#Homestead%20Forms%20%20Examples#Homestead%20Forms%20%20Examples#Homestead%20Forms%20%20Examples#Homestead%20Forms%20%20Examples	1	1	00:00:51	0	0.00%	0.00%

[Admin](#) | [Help](#)

Show rows:
 Go to:

Find reports & more

Content Drilldown

Jan 1, 2013 - Dec 31, 2013

ALL » PAGE PATH LEVEL 1: /downloads/

Customize Email Export Add to Dashboard Shortcut

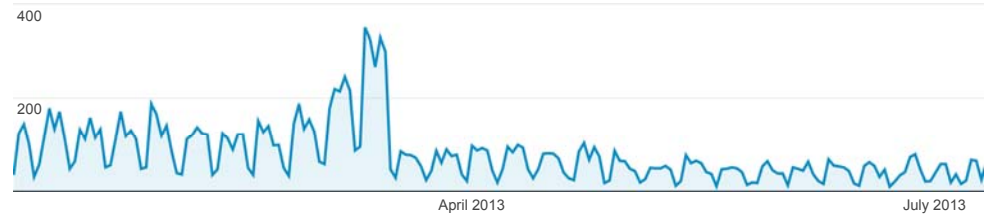
All Visits
0.08%

Explorer

Pageviews vs. [Select a metric](#)

Day Week Month

Pageviews



Primary Dimension: [Page path level 2](#) [Page](#) [Other](#)

Secondary dimension Sort Type: Default advanced

Page path level 2	Pageviews	Unique Pageviews	Avg. Time on Page	Bounce Rate	% Exit
	23,565 <small>% of Total: 0.08% (30,885,613)</small>	20,117 <small>% of Total: 0.15% (13,457,862)</small>	00:02:36 <small>Site Avg: 00:00:40 (291.02%)</small>	46.58% <small>Site Avg: 13.63% (241.76%)</small>	31.79% <small>Site Avg: 9.17% (246.61%)</small>
1. /City_Map	6,780	5,346	00:02:39	25.00%	14.04%
2. /2013_Homestead_Form_Internet	5,759	5,001	00:03:19	46.67%	42.11%
3. /2013_Business_901_DataEntry	1,620	1,412	00:04:59	75.00%	61.11%
4. /2011_Homestead_Form_Internet	1,544	1,326	00:02:43	0.00%	40.87%
5. /2013_Business_901	1,085	958	00:01:33	0.00%	37.24%
6. /2013_Farm_Personal_Form	877	756	00:01:33	0.00%	38.43%
7. /2013_Business_Instructions	843	769	00:01:43	0.00%	35.47%
8. /Transfer_On_Death_Deed	805	689	00:01:34	50.00%	23.60%
9. /Taxpayers_Rights	735	707	00:02:22	0.00%	28.44%
10. /Transfer_On_Death_Affidavit	563	502	00:01:33	0.00%	23.80%
11. /DAV_Form	452	408	00:02:49	50.00%	37.17%
12. /2013_RealEstate_NOV	422	397	00:01:22	100.00%	19.19%
13. /2013_Business_Multipliers	387	354	00:02:40	66.67%	39.53%
14. /2013_Business_ExcelSheet	327	274	00:02:52	100.00%	43.73%
15. /2013_Business_Freeport	320	265	00:01:40	100.00%	41.25%
16. /2013_Business_NOV	153	135	00:00:43	0.00%	9.80%

- MY STUFF
- Dashboards
- Private
- Downloads
- My Dashboard
- Reports
- Reports_2
- + New Dashboard
- Shortcuts
- Intelligence Events
- STANDARD REPORTS
- Real-Time
- Audience
- Overview
- Demographics
- Interests
- Geo
- Behavior
- Technology
- Mobile
- Custom
- Visitors Flow
- Acquisition
- Behavior
- Overview
- Behavior Flow
- Site Content
- All Pages
- Content Drilldown**
- Landing Pages
- Exit Pages
- Site Speed
- Site Search
- Events
- AdSense

Experiments http://www.oklahomacounty.org/assessor - http://www.oklahomacounty.org/assessor In-Page Analytics		Reporting	Pageviews	Custom	Admin	Help
Page path level 2		Pageviews	Pageviews	Avg. Time on Page	Bounce Rate	% Exit
Conversions		23,565 % of Total: 0.08% (30,885,613)	20,117 % of Total: 0.15% (13,457,862)	00:02:36 Site Avg: 00:00:40 (291.02%)	46.58% Site Avg: 13.63% (241.76%)	31.79% Site Avg: 9.17% (246.61%)
17.	/CAD Layers	139	133	00:00:45	0.00%	14.39%
18.	/2013_MFG_Home_Rendition	133	126	00:02:02	0.00%	26.32%
19.	/2013_5_year_MFG_Exemption	132	123	00:02:27	100.00%	31.82%
20.	/2013_Personal_Only_NOV	93	89	00:00:40	0.00%	10.75%
21.	/Income Verification Office Retail	68	59	00:02:59	0.00%	23.53%
22.	/Income Verification Warehouse	49	40	00:02:09	0.00%	34.69%
23.	/Income Verification Apartment	48	44	00:03:15	0.00%	41.67%
24.	/Soil Descriptions	42	41	00:01:11	0.00%	14.29%
25.	/2012_Farm_Personal_Form	40	35	00:01:52	0.00%	40.00%
26.	/2012_Business_901_DataEntry	30	24	00:05:19	0.00%	36.67%
27.	/2012_Business_901	27	24	00:02:47	0.00%	44.44%
28.	/2012_Business_Instructions	22	19	00:02:52	0.00%	22.73%
29.	/2012_RealEstate_NOV	20	17	00:01:47	0.00%	25.00%
30.	/Income Verification Hotel	16	14	00:00:36	0.00%	37.50%
31.	/2012_Business_Multipliers	11	8	00:01:19	0.00%	18.18%
32.	/2012_Business_ExcelSheet	7	6	00:03:47	0.00%	0.00%
33.	/2012_MFG_Home_Rendition	7	7	00:01:30	0.00%	28.57%
34.	/2012_Business_NOV	3	3	00:00:33	0.00%	33.33%
35.	/2012_Personal_Only_NOV	3	3	00:06:05	0.00%	33.33%
36.	/2012_Business_Freerport	2	2	00:00:31	0.00%	0.00%
37.	/2012_5_year_MFG_Exemption	1	1	00:00:00	0.00%	100.00%

Show rows: Go to: 1 - 37 of 37

This report was generated on 1/3/14 at 9:11:06 AM - [Refresh Report](#)

http://www.oklahomacounty.org/assessor - http://www.oklah...
www.oklahomacounty.org/assessor

Reporting

Customization

Admin

Help

Find reports & more

Location

Jan 1, 2013 - Dec 31, 2013

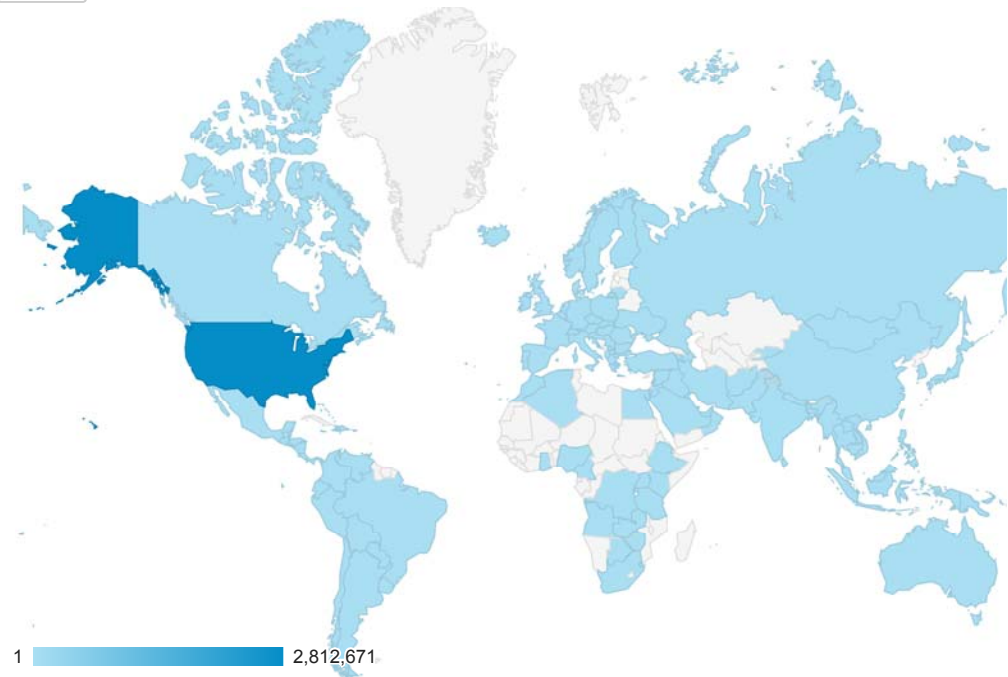
Customize Email Export Add to Dashboard Shortcut



Map Overlay Explorer

Summary Site Usage Ecommerce

Visits



1 2,812,671

Primary Dimension: Country / Territory City Continent Sub Continent Region

Secondary dimension

advanced

Country / Territory	Acquisition			Behavior		
	Visits	% New Visits	New Visits	Bounce Rate	Pages / Visit	Avg. Duration
	2,832,633 <small>% of Total: 100.00% (2,832,633)</small>	23.36% <small>Site Avg: 23.33% (0.09%)</small>	661,603 <small>% of Total: 100.09% (660,992)</small>	13.63% <small>Site Avg: 13.63% (0.00%)</small>	10.90 <small>Site Avg: 10.90 (0.00%)</small>	00:00
1. United States	2,812,671	23.24%	653,528	13.60%	10.89	00:00
2. India	9,340	37.18%	3,473	9.87%	13.89	00:00
3. (not set)	4,434	36.85%	1,634	22.33%	10.21	00:00
4. Philippines	750	38.40%	288	22.93%	19.39	00:00
5. Canada	655	51.30%	336	25.80%	7.75	00:00
6. Germany	540	53.70%	290	19.07%	5.76	00:00

- MY STUFF
- Dashboards
- Private
- Downloads
- My Dashboard
- Reports
- Reports_2
- + New Dashboard
- Shortcuts
- Intelligence Events
- STANDARD REPORTS
- Real-Time
- Audience
- Overview
- Demographics
- Interests
- Geo
- Language
- Location**
- Behavior
- Technology
- Mobile
- Custom
- Visitors Flow
- Acquisition
- Behavior
- Overview
- Behavior Flow
- Site Content
- All Pages
- Content Drilldown
- Landing Pages
- Exit Pages
- Site Speed
- Site Search

- Events
- AdSense
- Experiments <http://www.oklahomacounty.org/assessor> - <http://www.oklahomacounty.org/assessor>
- In-Page Analytics
- Conversions

Country / Territory		Acquisition			Behavior		
		Visits	% New Visits	New Visits	Bounce Rate	Pages Per Visit	Avg. Session Duration
Reporting		2,832,633	23.36%	661,603	13.63%	10.90	00:00
		<small>% of Total: 100.00% (2,832,633)</small>	<small>Site Avg: 23.33% (0.09%)</small>	<small>% of Total: 100.09% (660,992)</small>	<small>Site Avg: 13.63% (0.00%)</small>	<small>Site Avg: 10.90 (0.00%)</small>	
8.	Bangladesh	344	18.02%	62	32.56%	11.07	0
9.	China	317	45.74%	145	12.93%	10.04	0
10.	Pakistan	302	49.67%	150	8.61%	6.82	0
11.	United Kingdom	272	68.01%	185	37.87%	7.37	0
12.	Mexico	254	39.37%	100	29.53%	7.99	0
13.	Kosovo	165	9.70%	16	8.48%	11.78	0
14.	Italy	129	47.29%	61	25.58%	9.12	0
15.	Qatar	111	35.14%	39	18.02%	5.88	0
16.	United Arab Emirates	104	52.88%	55	24.04%	7.18	0
17.	France	100	48.00%	48	39.00%	5.15	0
18.	Nigeria	87	77.01%	67	20.69%	5.79	0
19.	Australia	79	67.09%	53	39.24%	5.76	0
20.	Israel	79	58.23%	46	34.18%	5.16	0
21.	Vietnam	76	56.58%	43	23.68%	6.11	0
22.	Hong Kong	70	55.71%	39	24.29%	6.10	0
23.	Belgium	69	28.99%	20	15.94%	5.42	0
24.	Spain	64	34.38%	22	21.88%	13.48	0
25.	Brazil	58	70.69%	41	50.00%	7.16	0
26.	Saudi Arabia	50	42.00%	21	42.00%	5.80	0
27.	Thailand	47	57.45%	27	21.28%	9.26	0
28.	Taiwan	47	40.43%	19	25.53%	3.64	0
29.	Afghanistan	46	34.78%	16	13.04%	16.35	0
30.	Iran	36	41.67%	15	16.67%	6.78	0
31.	Macedonia [FYROM]	35	51.43%	18	11.43%	175.69	0
32.	Guam	34	58.82%	20	23.53%	5.68	0
33.	South Korea	33	78.79%	26	27.27%	6.94	0
34.	Sweden	33	57.58%	19	33.33%	117.91	0
35.	Turkey	30	90.00%	27	63.33%	2.57	0
36.	Netherlands	26	53.85%	14	34.62%	6.46	0
37.	Kuwait	25	68.00%	17	28.00%	6.28	0
38.	Singapore	25	72.00%	18	36.00%	13.32	0
39.	Bahrain	23	60.87%	14	26.09%	11.22	0
40.	Switzerland	22	54.55%	12	40.91%	13.36	0

Country / Territory	Acquisition			Behavior		
	Visits	% New Visits	New Visits Reporting	Bounce Rate Customization	Pages / Visit	Avg Duration
	2,832,633 <small>% of Total: 100.00% (2,832,633)</small>	23.36% <small>Site Avg: 23.33% (0.09%)</small>	661,603 <small>% of Total: 100.09% (660,992)</small>	13.63% <small>Site Avg: 13.63% (0.00%)</small>	10.90 <small>Site Avg: 10.90 (0.00%)</small>	00:00
41. Peru	22	50.00%	11	40.91%	7.09	00:00
42. Ireland	21	71.43%	15	57.14%	6.71	00:00
43. Saint Lucia	21	0.00%	0	19.05%	4.19	00:00
44. Malaysia	21	71.43%	15	33.33%	4.38	00:00
45. Argentina	20	60.00%	12	25.00%	7.10	00:00
46. Poland	20	40.00%	8	15.00%	15.15	00:00
47. Lebanon	18	38.89%	7	27.78%	4.50	00:00
48. Romania	18	88.89%	16	50.00%	4.39	00:00
49. Russia	18	61.11%	11	33.33%	5.39	00:00
50. Costa Rica	17	47.06%	8	11.76%	8.35	00:00
51. Indonesia	16	37.50%	6	37.50%	7.62	00:00
52. Cambodia	15	66.67%	10	0.00%	9.07	00:00
53. Morocco	15	66.67%	10	46.67%	7.00	00:00
54. Trinidad and Tobago	15	33.33%	5	20.00%	12.40	00:00
55. South Africa	15	73.33%	11	53.33%	3.40	00:00
56. Dominican Republic	14	7.14%	1	64.29%	3.57	00:00
57. Cayman Islands	14	64.29%	9	7.14%	5.36	00:00
58. Puerto Rico	14	42.86%	6	28.57%	10.00	00:00
59. Ukraine	13	69.23%	9	46.15%	17.85	00:00
60. Bolivia	12	58.33%	7	25.00%	8.50	00:00
61. Guatemala	12	58.33%	7	41.67%	7.42	00:00
62. Norway	12	58.33%	7	16.67%	29.92	00:00
63. Netherlands Antilles	11	72.73%	8	27.27%	6.73	00:00
64. Panama	11	81.82%	9	18.18%	7.27	00:00
65. Uganda	11	54.55%	6	36.36%	6.18	00:00
66. Uruguay	11	45.45%	5	45.45%	7.45	00:00
67. Austria	10	70.00%	7	40.00%	4.40	00:00
68. Ghana	10	60.00%	6	20.00%	5.00	00:00
69. Haiti	10	20.00%	2	0.00%	7.10	00:00
70. Jamaica	10	70.00%	7	30.00%	6.10	00:00
71. Jordan	10	100.00%	10	0.00%	10.40	00:00
72. Bulgaria	9	66.67%	6	55.56%	2.22	00:00
73. Chile	9	44.44%	4	33.33%	3.33	00:00

Country / Territory	Acquisition			Behavior		
	Visits	% New Visits	New Visits Reporting	Bounce Rate Customization	Pages / Visit	Avg Duration
	2,832,633 <small>% of Total: 100.00% (2,832,633)</small>	23.36% <small>Site Avg: 23.33% (0.09%)</small>	661,603 <small>% of Total: 100.09% (660,992)</small>	13.63% <small>Site Avg: 13.63% (0.00%)</small>	10.90 <small>Site Avg: 10.90 (0.00%)</small>	00:00
75. Honduras	9	33.33%	3	44.44%	4.89	00:00
76. Luxembourg	9	33.33%	3	22.22%	5.22	00:00
77. New Zealand	9	88.89%	8	33.33%	8.11	00:00
78. Ethiopia	8	62.50%	5	12.50%	7.38	00:00
79. Laos	8	50.00%	4	0.00%	6.12	00:00
80. El Salvador	8	87.50%	7	12.50%	3.88	00:00
81. Bahamas	7	71.43%	5	28.57%	22.57	00:00
82. Denmark	7	71.43%	5	42.86%	2.71	00:00
83. Rwanda	7	14.29%	1	0.00%	5.57	00:00
84. Albania	6	66.67%	4	16.67%	14.33	00:00
85. Ecuador	6	83.33%	5	16.67%	8.67	00:00
86. Egypt	6	100.00%	6	83.33%	1.50	00:00
87. Hungary	6	50.00%	3	66.67%	5.00	00:00
88. Saint Kitts and Nevis	6	83.33%	5	0.00%	7.33	00:00
89. Oman	6	100.00%	6	33.33%	3.83	00:00
90. Belize	5	100.00%	5	20.00%	8.80	00:00
91. Sint Maarten	5	40.00%	2	20.00%	6.60	00:00
92. Turks and Caicos Islands	5	40.00%	2	20.00%	5.60	00:00
93. Greece	4	100.00%	4	75.00%	1.75	00:00
94. Venezuela	4	75.00%	3	75.00%	5.00	00:00
95. Zimbabwe	4	50.00%	2	50.00%	2.75	00:00
96. Azerbaijan	3	100.00%	3	66.67%	3.67	00:00
97. Bermuda	3	100.00%	3	0.00%	9.67	00:00
98. Finland	3	100.00%	3	100.00%	1.00	00:00
99. Iraq	3	33.33%	1	33.33%	5.67	00:00
100. Kenya	3	100.00%	3	33.33%	7.00	00:00
101. Mongolia	3	100.00%	3	66.67%	2.33	00:00
102. Mauritius	3	66.67%	2	66.67%	1.67	00:00
103. Serbia	3	100.00%	3	66.67%	5.67	00:00
104. Slovakia	3	100.00%	3	100.00%	1.00	00:00
105. Swaziland	3	66.67%	2	66.67%	1.33	00:00
106. U.S. Virgin Islands	3	66.67%	2	0.00%	10.00	00:00
107. Antigua and Barbuda	2	50.00%	1	50.00%	2.00	00:00

micmor@okcounty.org [Settings](#) [My Account](#) [Sign out](#)
[Admin](#) [Help](#)

Country / Territory	Acquisition			Behavior		
	Visits	% New Visits	New Visits Reporting	Bounce Rate Customization	Pages / Visit	Avg Duration
	2,832,633 <small>% of Total: 100.00% (2,832,633)</small>	23.36% <small>Site Avg: 23.33% (0.09%)</small>	661,603 <small>% of Total: 100.09% (660,992)</small>	13.63% <small>Site Avg: 13.63% (0.00%)</small>	10.90 <small>Site Avg: 10.90 (0.00%)</small>	00:00
108. Czech Republic	2	100.00%	2	50.00%	2.00	00:00
109. Algeria	2	100.00%	2	100.00%	1.00	00:00
110. Fiji	2	100.00%	2	50.00%	3.00	00:00
111. Croatia	2	100.00%	2	100.00%	1.00	00:00
112. Sri Lanka	2	100.00%	2	100.00%	1.00	00:00
113. Lithuania	2	100.00%	2	100.00%	1.00	00:00
114. Nicaragua	2	100.00%	2	0.00%	5.00	00:00
115. Palestine	2	100.00%	2	50.00%	3.50	00:00
116. Tanzania	2	100.00%	2	50.00%	4.50	00:00
117. Saint Vincent and the Grenadines	2	0.00%	0	50.00%	3.50	00:00
118. Zambia	2	100.00%	2	50.00%	9.00	00:00
119. Armenia	1	0.00%	0	0.00%	4.00	00:00
120. Angola	1	100.00%	1	100.00%	1.00	00:00
121. Barbados	1	100.00%	1	100.00%	1.00	00:00
122. Brunei	1	100.00%	1	0.00%	2.00	00:00
123. Botswana	1	100.00%	1	0.00%	2.00	00:00
124. Congo [DRC]	1	100.00%	1	0.00%	12.00	00:00
125. Cameroon	1	100.00%	1	100.00%	1.00	00:00
126. Curaçao	1	100.00%	1	0.00%	3.00	00:00
127. Dominica	1	100.00%	1	0.00%	3.00	00:00
128. Iceland	1	100.00%	1	0.00%	3.00	00:00
129. Kyrgyzstan	1	100.00%	1	0.00%	3.00	00:00
130. Myanmar [Burma]	1	100.00%	1	0.00%	4.00	00:00
131. Northern Mariana Islands	1	0.00%	0	0.00%	5.00	00:00
132. Malta	1	100.00%	1	100.00%	1.00	00:00
133. Nepal	1	100.00%	1	0.00%	3.00	00:00
134. Papua New Guinea	1	100.00%	1	100.00%	1.00	00:00
135. Portugal	1	100.00%	1	100.00%	1.00	00:00
136. Paraguay	1	100.00%	1	100.00%	1.00	00:00
137. Slovenia	1	0.00%	0	0.00%	3.00	00:00
138. São Tomé and Príncipe	1	100.00%	1	100.00%	1.00	00:00
139. Syria	1	100.00%	1	0.00%	3.00	00:00
140. British Virgin Islands	1	100.00%	1	100.00%	1.00	00:00

micmor@okcounty.org [Settings](#) [My Account](#) [Sign out](#)
[Admin](#) [Help](#)

Show rows: Go to: 1 - 140 of 140 [@okcounty.org](#) [Settings](#) [My Account](#) [Sign out](#)

This report was generated on 1/3/14 at 9:12:26 AM - [Refresh Report](#)

<http://www.oklahomacounty.org/assessor> - <http://www.oklah...>
www.oklahomacounty.org/assessor

© 2014 Google | [Analytics Home](#) | [Terms of Service](#) | [Privacy Policy](#) | [Contact us](#) | [Send Feedback](#)

Reporting

Customization

Admin

Help

http://www.oklahomacounty.org/assessor - http://www.oklah...
www.oklahomacounty.org/assessor

Reporting

Customization

Admin

Help

Find reports & more

Location

Jan 1, 2013 - Dec 31, 2013

ALL » COUNTRY / TERRITORY: United States

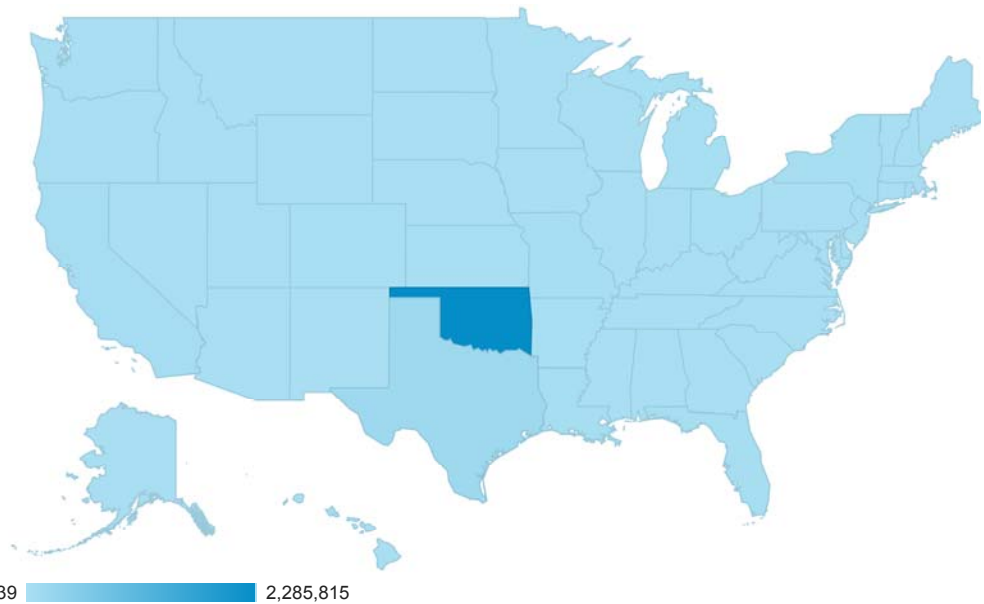
Customize Email Export Add to Dashboard Shortcut



Map Overlay Explorer

Summary Site Usage Ecommerce

Visits



Primary Dimension: Region City Metro Other

Secondary dimension

advanced

Region	Acquisition			Behavior		
	Visits	% New Visits	New Visits	Bounce Rate	Pages / Visit	Avg. Visit Duration
	2,812,671 <small>% of Total: 99.30% (2,832,633)</small>	23.24% <small>Site Avg: 23.33% (-0.43%)</small>	653,528 <small>% of Total: 98.87% (660,992)</small>	13.60% <small>Site Avg: 13.63% (-0.19%)</small>	10.89 <small>Site Avg: 10.90 (-0.08%)</small>	00:00 <small>Site Avg: 00:00 (-)</small>
1. Oklahoma	2,285,815	22.07%	504,480	13.30%	11.29	00:00
2. Texas	164,415	29.27%	48,124	15.61%	9.08	00:00
3. California	55,793	20.68%	11,536	13.52%	8.30	00:00
4. New York	32,575	30.07%	9,795	17.65%	7.43	00:00
5. Florida	27,870	18.79%	5,236	16.34%	8.72	00:00
6. Louisiana	27,677	27.39%	7,581	18.93%	7.10	00:00

- MY STUFF
- Dashboards
- Private
- Downloads
- My Dashboard
- Reports
- Reports_2
- + New Dashboard
- Shortcuts
- Intelligence Events
- STANDARD REPORTS
- Real-Time
- Audience
- Overview
- Demographics
- Interests
- Geo
- Language
- Location**
- Behavior
- Technology
- Mobile
- Custom
- Visitors Flow
- Acquisition
- Behavior
- Overview
- Behavior Flow
- Site Content
- All Pages
- Content Drilldown
- Landing Pages
- Exit Pages
- Site Speed
- Site Search

- Events
- AdSense
- Experiments
- In-Page Analytics
- Conversions

Region	Acquisition			Behavior		
	Reporting Visits	Customization % New Visits	New Visits	Bounce Rate	Pages / Admin	Avg. V Duration
	2,812,671 <small>% of Total: 99.30% (2,832,633)</small>	23.24% <small>Site Avg: 23.33% (-0.43%)</small>	653,528 <small>% of Total: 98.87% (660,992)</small>	13.60% <small>Site Avg: 13.63% (-0.19%)</small>	10.89 <small>Site Avg: 10.90 (-0.08%)</small>	00:00 <small>Site Avg: 00:00 (-)</small>
7. Missouri	22,108	31.95%	7,063	14.55%	10.46	00
8. Illinois	20,398	27.15%	5,538	14.49%	9.65	00
9. Washington	19,292	16.39%	3,161	7.17%	8.48	00
10. Minnesota	17,555	11.11%	1,950	11.58%	7.79	00
11. Colorado	14,046	31.17%	4,378	13.92%	11.02	00
12. Kansas	11,190	32.33%	3,618	15.70%	8.88	00
13. Arkansas	8,771	30.87%	2,708	12.52%	9.79	00
14. Ohio	8,101	30.07%	2,436	11.68%	10.69	00
15. Michigan	7,974	33.45%	2,667	18.17%	10.06	00
16. (not set)	6,693	39.76%	2,661	28.78%	8.77	00
17. Wisconsin	6,446	31.57%	2,035	18.65%	9.02	00
18. North Carolina	6,432	36.64%	2,357	9.31%	15.84	00
19. Indiana	5,881	17.91%	1,053	8.60%	8.72	00
20. District of Columbia	5,873	23.14%	1,359	9.02%	11.48	00
21. Arizona	5,717	48.14%	2,752	15.18%	10.65	00
22. Nebraska	5,382	35.53%	1,912	13.14%	10.47	00
23. Georgia	5,227	45.42%	2,374	15.21%	10.72	00
24. Tennessee	5,156	41.43%	2,136	12.86%	11.51	00
25. New Jersey	4,349	37.07%	1,612	10.21%	11.42	00
26. Pennsylvania	4,084	37.34%	1,525	13.93%	9.86	00
27. Virginia	3,830	43.08%	1,650	14.78%	10.46	00
28. Maryland	3,416	37.12%	1,268	13.82%	10.47	00
29. Massachusetts	2,245	39.29%	882	15.95%	9.64	00
30. Iowa	2,203	38.08%	839	12.35%	9.96	00
31. Connecticut	1,909	46.05%	879	12.57%	11.51	00
32. Kentucky	1,838	33.46%	615	17.36%	9.79	00
33. South Carolina	1,813	35.02%	635	12.41%	9.61	00
34. Oregon	1,759	33.20%	584	12.62%	15.63	00
35. New Mexico	1,449	38.72%	561	20.84%	13.92	00
36. Alabama	1,271	46.73%	594	15.42%	9.97	00
37. Nevada	1,202	52.33%	629	19.22%	8.52	00
38. Utah	1,103	34.27%	378	14.42%	7.98	00
39. Idaho	460	43.48%	200	14.78%	11.49	00

Region	Acquisition			Behavior		
	Visits	% New Visits	New Visits Reporting	Bounce Rate Customization	Pages / Visit	Avg. Visit Duration
	2,812,671 <small>% of Total: 99.30% (2,832,633)</small>	23.24% <small>Site Avg: 23.33% (-0.43%)</small>	653,528 <small>% of Total: 98.87% (660,992)</small>	13.60% <small>Site Avg: 13.63% (-0.19%)</small>	10.89 <small>Site Avg: 10.90 (-0.08%)</small>	00:06:11 <small>Site / 00:06:11 (-0.41%)</small>
41. Hawaii	383	45.95%	176	22.45%	8.23	00:06
42. Rhode Island	367	50.68%	186	9.81%	8.10	00:04
43. Maine	359	34.26%	123	22.84%	10.65	00:06
44. Alaska	270	61.11%	165	22.22%	9.47	00:04
45. Montana	248	67.74%	168	13.71%	12.44	00:07
46. North Dakota	241	58.51%	141	19.92%	9.39	00:04
47. Wyoming	216	54.17%	117	18.98%	10.15	00:05
48. West Virginia	193	60.62%	117	18.65%	9.74	00:05
49. South Dakota	178	43.26%	77	26.97%	8.73	00:05
50. Delaware	167	51.50%	86	11.98%	7.78	00:04
51. New Hampshire	155	59.35%	92	28.39%	7.90	00:03
52. Vermont	139	37.41%	52	25.18%	9.16	00:06

micmor@okcounty.org [Settings](#) [My Account](#) [Sign out](#)

[Admin](#) [Help](#)

Show rows: Go to: 1 - 52 of 52

This report was generated on 1/3/14 at 9:13:28 AM - [Refresh Report](#)

Find reports & more

Location

Jan 1, 2013 - Dec 31, 2013

ALL » COUNTRY / TERRITORY: United States

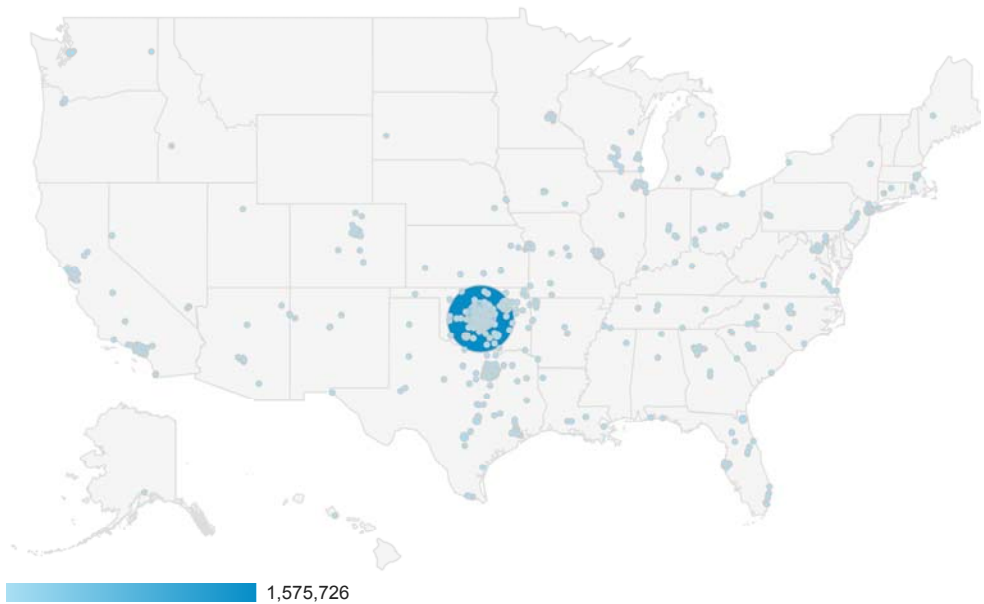
Customize Email Export Add to Dashboard Shortcut

All Visits
99.30%

Map Overlay Explorer

Summary Site Usage Ecommerce

Visits



Primary Dimension: Region City Metro Other

Secondary dimension

advanced

City	Acquisition			Behavior		
	Visits	% New Visits	New Visits	Bounce Rate	Pages / Visit	Avg. Duration
	2,812,671	23.24%	653,528	13.60%	10.89	00:00
	<small>% of Total: 99.30% (2,832,633)</small>	<small>Site Avg: 23.33% (-0.43%)</small>	<small>% of Total: 98.87% (660,992)</small>	<small>Site Avg: 13.63% (-0.19%)</small>	<small>Site Avg: 10.90 (-0.08%)</small>	
1. Oklahoma City	1,575,885	21.18%	333,735	12.70%	11.47	00:00
2. Edmond	313,491	20.54%	64,403	14.78%	11.17	00:00
3. Dallas	67,601	22.38%	15,127	15.59%	8.25	00:00
4. (not set)	48,688	27.43%	13,355	19.72%	7.58	00:00
5. Tulsa	47,703	22.47%	10,719	11.61%	9.30	00:00
6. Norman	41,870	30.56%	12,794	13.30%	10.85	00:00

MY STUFF

Dashboards

Private

Downloads

My Dashboard

Reports

Reports_2

+ New Dashboard

Shortcuts

Intelligence Events

STANDARD REPORTS

Real-Time

Audience

Overview

Demographics

Interests

Geo

Language

Location

Behavior

Technology

Mobile

Custom

Visitors Flow

Acquisition

Behavior

Overview

Behavior Flow

Site Content

All Pages

Content Drilldown

Landing Pages

Exit Pages

Site Speed

Site Search

http://www.oklahomacounty.org/assessor - http://www.oklahomacounty.org/assessor		Reporting	Acquisition	Customization	Behavior	Admin	Help
City	Visits	% New Visits	New Visits	Bounce Rate	Pages / Visit	Avg. Duration	
	2,812,671 <small>% of Total: 99.30% (2,832,633)</small>	23.24% <small>Site Avg: 23.33% (-0.43%)</small>	653,528 <small>% of Total: 98.87% (660,992)</small>	13.60% <small>Site Avg: 13.63% (-0.19%)</small>	10.89 <small>Site Avg: 10.90 (-0.08%)</small>	00:00	
7. Choctaw	40,216	23.12%	9,297	12.13%	12.06	0	
8. Midwest City	39,669	23.66%	9,387	12.29%	12.06	0	
9. Tuttle	38,425	26.94%	10,353	19.23%	7.17	0	
10. Bethany	33,070	24.53%	8,111	11.66%	14.11	0	
11. New York	31,934	29.97%	9,570	17.87%	7.45	0	
12. Yukon	22,622	25.10%	5,678	15.39%	11.57	0	
13. Houston	22,438	25.90%	5,811	13.15%	9.48	0	
14. Seattle	17,675	12.93%	2,286	6.09%	8.32	0	
15. San Antonio	16,001	30.32%	4,851	18.52%	7.71	0	
16. Minneapolis	15,406	6.64%	1,023	11.28%	7.33	0	
17. Jacksonville	14,613	3.54%	518	17.85%	6.80	0	
18. Los Angeles	10,508	23.58%	2,478	13.23%	9.08	0	
19. Lawton	10,398	34.11%	3,547	14.89%	12.11	0	
20. Santa Ana	9,797	2.90%	284	11.76%	3.87	0	
21. Moore	9,733	31.22%	3,039	13.66%	10.74	0	
22. Mustang	9,244	27.16%	2,511	16.50%	10.75	0	
23. Austin	8,982	34.32%	3,083	14.46%	10.55	0	
24. Denver	8,859	29.18%	2,585	14.23%	11.48	0	
25. Chicago	8,185	33.88%	2,773	16.10%	11.04	0	
26. Stillwater	8,035	29.15%	2,342	15.86%	11.76	0	
27. Warrenville	7,584	16.47%	1,249	13.11%	7.77	0	
28. Fort Worth	7,039	31.78%	2,237	11.58%	10.64	0	
29. Kansas City	6,941	26.35%	1,829	15.88%	10.42	0	
30. Stonewall	6,935	8.68%	602	23.53%	7.62	0	
31. Guthrie	6,687	21.79%	1,457	13.03%	11.49	0	
32. Washington	5,873	23.14%	1,359	9.02%	11.48	0	
33. San Jose	5,550	16.47%	914	7.12%	8.04	0	
34. Irvine	4,985	10.53%	525	17.21%	6.74	0	
35. Lowell	4,689	13.16%	617	4.39%	10.11	0	
36. Piedmont	4,504	18.96%	854	13.45%	11.08	0	
37. Omaha	4,414	34.07%	1,504	13.21%	10.05	0	
38. St. Louis	4,276	31.24%	1,336	16.88%	9.63	0	
39. Plano	4,262	37.26%	1,588	19.24%	8.50	0	

City	Acquisition		Reporting		Behaviorization		Avg Durati
	Visits	% New Visits	New Visits	Bounce Rate	Pages / Visit		
	2,812,671 <small>% of Total: 99.30% (2,832,633)</small>	23.24% <small>Site Avg: 23.33% (-0.43%)</small>	653,528 <small>% of Total: 98.87% (660,992)</small>	13.60% <small>Site Avg: 13.63% (-0.19%)</small>	10.89 <small>Site Avg: 10.90 (-0.08%)</small>	00:00	
41. Harrah	3,988	25.30%	1,009	9.43%	11.40	00:00	
42. Boca Raton	3,933	26.88%	1,057	11.19%	10.72	00:00	
43. Blanchard	3,716	31.86%	1,184	17.06%	12.76	00:00	
44. Stockbridge	3,204	27.90%	894	18.20%	10.00	00:00	
45. Broken Arrow	3,187	53.00%	1,689	23.75%	9.10	00:00	
46. McLoud	3,028	30.18%	914	11.49%	13.11	00:00	
47. San Francisco	2,913	33.78%	984	18.02%	8.74	00:00	
48. Enid	2,905	32.74%	951	17.42%	11.23	00:00	
49. Wichita	2,787	29.10%	811	10.30%	9.89	00:00	
50. El Reno	2,743	24.94%	684	9.66%	10.63	00:00	
51. Del City	2,662	17.84%	475	7.25%	11.21	00:00	
52. Seal Beach	2,660	10.71%	285	5.38%	7.99	00:00	
53. Redondo Beach	2,652	8.60%	228	6.22%	8.29	00:00	
54. Durant	2,629	15.56%	409	9.21%	8.99	00:00	
55. Arlington	2,627	30.68%	806	13.13%	7.66	00:00	
56. Overland Park	2,503	30.84%	772	16.14%	8.92	00:00	
57. Ponca City	2,342	25.11%	588	11.83%	12.53	00:00	
58. Fairfield	2,109	7.78%	164	5.88%	7.98	00:00	
59. San Diego	2,101	36.22%	761	16.18%	12.01	00:00	
60. Evansville	2,070	3.96%	82	4.49%	6.91	00:00	
61. Ardmore	1,977	42.59%	842	15.07%	11.25	00:00	
62. Charlotte	1,934	33.04%	639	9.31%	8.77	00:00	
63. Waco	1,927	37.00%	713	18.37%	8.58	00:00	
64. Indianapolis	1,847	14.35%	265	7.63%	7.85	00:00	
65. Claremore	1,781	20.21%	360	11.96%	10.04	00:00	
66. Irving	1,780	38.26%	681	11.01%	10.61	00:00	
67. Kingfisher	1,723	30.76%	530	15.03%	10.71	00:00	
68. Lincoln Park	1,678	28.25%	474	21.28%	6.48	00:00	
69. Madison	1,619	25.69%	416	21.80%	7.75	00:00	
70. Larkspur	1,617	9.65%	156	5.38%	8.03	00:00	
71. Park Ridge	1,562	38.80%	606	5.12%	14.66	00:00	
72. Woodward	1,527	16.76%	256	10.02%	11.16	00:00	
73. Phoenix	1,480	47.84%	708	19.53%	8.98	00:00	

Admin Help

City	Acquisition		Reporting		Behavior	
	Visits	% New Visits	New Visits	Bounce Rate	Pages / Visit	Avg Duration
	2,812,671 <small>% of Total: 99.30% (2,832,633)</small>	23.24% <small>Site Avg: 23.33% (-0.43%)</small>	653,528 <small>% of Total: 98.87% (660,992)</small>	13.60% <small>Site Avg: 13.63% (-0.19%)</small>	10.89 <small>Site Avg: 10.90 (-0.08%)</small>	00:00
74. Round Rock	1,438	36.79%	529	10.71%	12.61	00:00
75. Atlanta	1,414	40.45%	572	18.60%	9.18	00:00
76. Little Rock	1,359	38.12%	518	18.03%	10.33	00:00
77. Dayton	1,345	25.95%	349	22.38%	12.13	00:00
78. Duncan	1,339	40.70%	545	18.22%	10.15	00:00
79. Franklin	1,324	34.82%	461	3.78%	11.84	00:00
80. Bloomington	1,292	9.83%	127	6.89%	9.02	00:00
81. Scottsdale	1,252	69.17%	866	16.53%	5.41	00:00
82. Topeka	1,239	28.65%	355	18.32%	6.68	00:00
83. Nashville	1,200	41.25%	495	15.33%	13.80	00:00
84. Raleigh	1,180	22.46%	265	5.93%	25.39	00:00
85. Springfield	1,167	37.45%	437	12.68%	10.58	00:00
86. Chickasha	1,149	29.16%	335	16.36%	8.68	00:00
87. Fenton	1,133	60.64%	687	4.94%	15.29	00:00
88. Grapevine	1,114	34.83%	388	20.29%	7.73	00:00
89. Ada	1,102	44.83%	494	23.59%	8.74	00:00
90. Carrollton	1,063	34.34%	365	17.03%	11.94	00:00
91. Daytona Beach	1,060	12.45%	132	11.89%	29.04	00:00
92. Pleasanton	1,041	38.14%	397	43.71%	11.20	00:00
93. Ridley Park	1,013	28.83%	292	8.49%	12.73	00:00
94. Westlake	970	24.33%	236	15.05%	8.86	00:00
95. Newcastle	950	36.21%	344	12.74%	12.00	00:00
96. Grand Prairie	936	24.89%	233	17.31%	8.97	00:00
97. Roanoke	935	26.63%	249	11.66%	10.45	00:00
98. Muskogee	925	48.22%	446	39.24%	10.64	00:00
99. Boston	892	44.62%	398	14.91%	8.27	00:00
100. McKinney	891	48.71%	434	13.58%	11.40	00:00
101. Frisco	884	40.61%	359	19.46%	9.66	00:00
102. Affton	877	32.16%	282	23.49%	7.33	00:00
103. Bakersfield	869	23.13%	201	21.86%	10.46	00:00
104. Elk City	867	36.56%	317	14.53%	9.37	00:00
105. Miami	861	18.23%	157	23.34%	6.54	00:00
106. Bartlesville	851	53.11%	452	27.14%	8.54	00:00

Admin Help

City	Acquisition		Reporting		Behaviorization		Avg Durati
	Visits	% New Visits	New Visits	Bounce Rate	Pages / Visit		
	2,812,671 <small>% of Total: 99.30% (2,832,633)</small>	23.24% <small>Site Avg: 23.33% (-0.43%)</small>	653,528 <small>% of Total: 98.87% (660,992)</small>	13.60% <small>Site Avg: 13.63% (-0.19%)</small>	10.89 <small>Site Avg: 10.90 (-0.08%)</small>	00:00	
108. Weatherford	845	31.60%	267	20.95%	9.03	00:00	
109. Richardson	833	41.06%	342	10.32%	10.90	00:00	
110. Milwaukee	820	41.46%	340	18.41%	12.75	00:00	
111. Florissant	815	30.43%	248	12.02%	10.88	00:00	
112. Beaverton	787	21.09%	166	4.70%	15.94	00:00	
113. Colorado Springs	783	43.55%	341	13.67%	11.11	00:00	
114. Bixby	780	43.72%	341	26.03%	7.57	00:00	
115. Jefferson City	775	8.77%	68	4.52%	11.68	00:00	
116. Tampa	769	35.63%	274	8.58%	8.54	00:00	
117. Caldwell	767	23.86%	183	21.38%	6.45	00:00	
118. Louisville	765	27.71%	212	14.38%	11.72	00:00	
119. Rio	754	33.82%	255	16.98%	8.95	00:00	
120. Hartford	747	66.13%	494	4.55%	10.30	00:00	
121. Atlanta	746	21.85%	163	15.01%	13.08	00:00	
122. Purcell	721	39.11%	282	18.59%	10.58	00:00	
123. Bethesda	719	24.76%	178	19.75%	8.26	00:00	
124. Columbia	717	25.38%	182	10.04%	8.91	00:00	
125. Tyler	715	35.24%	252	11.75%	10.77	00:00	
126. El Paso	704	35.51%	250	21.88%	10.05	00:00	
127. Olathe	702	32.34%	227	20.80%	7.01	00:00	
128. Lenexa	689	25.83%	178	12.34%	9.46	00:00	
129. Urbandale	683	5.12%	35	2.64%	11.11	00:00	
130. Sedalia	674	6.68%	45	7.42%	10.36	00:00	
131. Memphis	668	46.41%	310	13.77%	9.97	00:00	
132. Albuquerque	648	45.52%	295	21.45%	10.92	00:00	
133. Sulphur	637	39.87%	254	23.39%	9.69	00:00	
134. Clayton	627	52.15%	327	7.50%	14.08	00:00	
135. Knoxville	624	40.38%	252	16.83%	9.27	00:00	
136. Linthicum Heights	598	28.76%	172	4.01%	13.24	00:00	
137. Columbus	593	52.78%	313	11.64%	10.90	00:00	
138. Denton	588	41.84%	246	15.48%	15.37	00:00	
139. Pleasanton	583	49.23%	287	56.78%	8.33	00:00	
140. Temple	583	48.20%	281	49.91%	10.05	00:00	

Admin Help

City	Acquisition		Reporting		Behavior	
	Visits	% New Visits	New Visits	Bounce Rate	Pages / Visit	Avg Duration
	2,812,671 <small>% of Total: 99.30% (2,832,633)</small>	23.24% <small>Site Avg: 23.33% (-0.43%)</small>	653,528 <small>% of Total: 98.87% (660,992)</small>	13.60% <small>Site Avg: 13.63% (-0.19%)</small>	10.89 <small>Site Avg: 10.90 (-0.08%)</small>	00:00
141. Bellevue	579	24.53%	142	7.77%	13.91	00:00
142. Jersey City	578	14.01%	81	6.57%	11.26	00:00
143. Woodbury	571	5.25%	30	4.90%	10.01	00:00
144. Cushing	570	34.56%	197	18.95%	10.11	00:00
145. Cleveland	568	31.87%	181	12.32%	10.27	00:00
146. Lawrence	566	11.66%	66	8.66%	10.60	00:00
147. Idabel	561	36.54%	205	10.70%	13.55	00:00
148. Wichita Falls	555	45.05%	250	9.19%	13.29	00:00
149. Tempe	553	43.94%	243	14.83%	8.65	00:00
150. New Orleans	552	37.14%	205	17.93%	7.79	00:00
151. Las Vegas	543	48.43%	263	14.73%	9.55	00:00
152. Noble	543	35.73%	194	14.36%	12.72	00:00
153. Owasso	538	65.43%	352	30.11%	7.51	00:00
154. Garland	525	48.38%	254	15.24%	12.90	00:00
155. Waldron	524	30.34%	159	16.60%	13.35	00:00
156. Portland	523	33.08%	173	14.91%	21.38	00:00
157. Amarillo	519	58.77%	305	15.03%	11.13	00:00
158. Midlothian	515	7.18%	37	6.41%	14.67	00:00
159. Middlebury	513	22.03%	113	16.57%	12.41	00:00
160. Chandler	492	40.45%	199	11.38%	12.74	00:00
161. West Covina	487	22.79%	111	2.26%	21.41	00:00
162. Jenks	487	48.05%	234	24.44%	8.00	00:00
163. Southlake	486	34.36%	167	8.64%	11.01	00:00
164. Arlington	485	38.14%	185	12.58%	11.26	00:00
165. Moon	485	13.20%	64	18.35%	6.36	00:00
166. Lubbock	480	49.38%	237	8.54%	9.08	00:00
167. Allen	476	43.49%	207	9.24%	12.30	00:00
168. Des Moines	475	47.16%	224	12.00%	8.88	00:00
169. Seminole	471	39.07%	184	19.11%	10.03	00:00
170. Mesquite	461	44.03%	203	18.66%	9.09	00:00
171. Fort Smith	453	69.32%	314	26.49%	7.74	00:00
172. Addison	445	39.33%	175	16.40%	9.68	00:00
173. Tahlequah	439	48.29%	212	25.28%	9.72	00:00

Admin Help

City	Acquisition		Reporting		Behaviorization		Avg Durati
	Visits	% New Visits	New Visits	Bounce Rate	Pages / Visit		
	2,812,671 <small>% of Total: 99.30% (2,832,633)</small>	23.24% <small>Site Avg: 23.33% (-0.43%)</small>	653,528 <small>% of Total: 98.87% (660,992)</small>	13.60% <small>Site Avg: 13.63% (-0.19%)</small>	10.89 <small>Site Avg: 10.90 (-0.08%)</small>	00:00	
175. Saint Paul	428	40.65%	174	12.38%	11.25	0	
176. Philadelphia	428	40.89%	175	14.72%	12.50	0	
177. Thousand Oaks	423	5.91%	25	14.18%	6.23	0	
178. Kansas City	420	32.38%	136	17.86%	9.30	0	
179. Midland	419	54.65%	229	15.51%	11.47	0	
180. Lewisville	415	45.78%	190	23.37%	10.27	0	
181. Sapulpa	413	59.81%	247	27.85%	6.69	0	
182. Beloit	411	18.73%	77	8.03%	8.23	0	
183. Norwood	410	9.51%	39	7.32%	13.11	0	
184. Altus	406	48.52%	197	20.20%	12.89	0	
185. Winston-Salem	400	30.25%	121	17.00%	14.11	0	
186. Lone Tree	399	9.27%	37	3.51%	9.54	0	
187. Maryland Heights	398	32.91%	131	9.30%	8.13	0	
188. Sacramento	396	49.24%	195	20.20%	14.74	0	
189. Hialeah	392	36.73%	144	38.01%	4.68	0	
190. Grove City	390	3.08%	12	3.85%	12.30	0	
191. Versailles	388	25.00%	97	23.97%	7.03	0	
192. Pataskala	388	16.49%	64	3.87%	17.32	0	
193. Glendale	381	44.36%	169	8.40%	12.27	0	
194. Minnetonka	381	22.05%	84	2.62%	15.80	0	
195. Wagoner	380	8.16%	31	5.79%	8.74	0	
196. Fayetteville	379	66.23%	251	18.47%	9.99	0	
197. Detroit	379	67.55%	256	17.68%	7.71	0	
198. Clinton	379	32.45%	123	14.25%	11.04	0	
199. Sherman	375	42.40%	159	13.87%	11.98	0	
200. Hinton	371	26.15%	97	15.36%	8.33	0	
201. Cincinnati	366	41.53%	152	7.92%	13.66	0	
202. Seminole	364	7.14%	26	3.85%	8.71	0	
203. Fort Defiance	363	11.02%	40	3.86%	28.13	0	
204. Brea	361	19.94%	72	3.32%	10.41	0	
205. Graham	351	12.25%	43	9.40%	18.61	0	
206. Kennesaw	345	33.04%	114	18.84%	9.88	0	
207. Cross Plains	345	20.58%	71	23.19%	6.37	0	

Admin Help

City	Acquisition		Reporting		Behaviorization	
	Visits	% New Visits	New Visits	Bounce Rate	Pages / Visit	Avg Duration
	2,812,671 <small>% of Total: 99.30% (2,832,633)</small>	23.24% <small>Site Avg: 23.33% (-0.43%)</small>	653,528 <small>% of Total: 98.87% (660,992)</small>	13.60% <small>Site Avg: 13.63% (-0.19%)</small>	10.89 <small>Site Avg: 10.90 (-0.08%)</small>	00:00
208. Morrisville	342	29.24%	100	2.63%	14.79	00:00
209. McKees Rocks	341	5.28%	18	17.89%	7.60	00:00
210. Sun Prairie	337	35.01%	118	24.04%	7.41	00:00
211. Birmingham	333	51.35%	171	17.12%	10.55	00:00
212. Sand Springs	331	62.54%	207	24.47%	10.72	00:00
213. St. Petersburg	322	31.99%	103	8.70%	12.91	00:00
214. Grove	322	29.50%	95	27.64%	11.00	00:00
215. Longview	322	37.27%	120	11.80%	8.38	00:00
216. Salt Lake City	321	43.61%	140	15.26%	8.74	00:00
217. Wilmington	320	41.25%	132	10.00%	17.92	00:00
218. Greenville	318	22.96%	73	10.06%	10.05	00:00
219. Tucson	317	55.52%	176	13.25%	9.15	00:00
220. Pauls Valley	317	39.43%	125	18.30%	9.25	00:00
221. Eureka	312	36.54%	114	25.32%	6.71	00:00
222. Newark	310	6.45%	20	3.23%	7.02	00:00
223. Alexandria	308	28.90%	89	13.31%	10.82	00:00
224. Portage	302	24.50%	74	4.97%	26.40	00:00
225. Mesa	298	49.66%	148	17.11%	11.91	00:00
226. Elkridge	297	45.45%	135	8.42%	10.83	00:00
227. San Ramon	295	34.24%	101	7.80%	13.79	00:00
228. Mooresville	291	39.86%	116	0.69%	8.34	00:00
229. Williamsburg	288	11.81%	34	6.60%	6.80	00:00
230. Baton Rouge	287	31.71%	91	14.29%	10.92	00:00
231. College Station	287	38.33%	110	19.16%	8.93	00:00
232. Mauldin	285	6.32%	18	3.16%	11.50	00:00
233. Langston	281	31.32%	88	6.76%	12.72	00:00
234. Flower Mound	281	57.65%	162	13.88%	7.88	00:00
235. New Johnsonville	279	30.11%	84	9.68%	13.72	00:00
236. Stroud	278	30.94%	86	9.35%	17.45	00:00
237. Catoosa	275	34.18%	94	28.00%	6.98	00:00
238. Hennessey	268	44.78%	120	28.73%	8.20	00:00
239. Santa Fe	266	32.71%	87	22.56%	8.90	00:00
240. Hazelwood	265	24.53%	65	10.19%	13.87	00:00

Admin Help

City	Acquisition		Reporting		Behaviorization		
	Visits	% New Visits	New Visits	Bounce Rate	Pages / Visit	Avg. Vi: Duration	
	2,812,671 <small>% of Total: 99.30% (2,832,633)</small>	23.24% <small>Site Avg: 23.33% (-0.43%)</small>	653,528 <small>% of Total: 98.87% (660,992)</small>	13.60% <small>Site Avg: 13.63% (-0.19%)</small>	10.89 <small>Site Avg: 10.90 (-0.08%)</small>	00:06: <small>Site: 00:00: (-0:00:00)</small>	
242. Huntsville	259	45.56%	118	11.58%	11.29	00:00:	
243. Coronado	259	32.05%	83	11.20%	12.25	00:00:	
244. Perry	258	36.43%	94	29.07%	8.45	00:01:	
245. Burbank	250	10.80%	27	8.80%	14.46	00:01:	
246. Ballwin	250	18.00%	45	6.80%	13.04	00:00:	
247. El Segundo	249	32.13%	80	6.83%	19.15	00:00:	
248. Wylie	249	39.36%	98	10.04%	8.07	00:00:	
249. Mount Holly	248	18.15%	45	2.42%	9.42	00:00:	
250. Columbia	247	41.70%	103	5.26%	9.67	00:00:	

[Admin](#) [Help](#)

Show rows: Go to: 1 - 250 of 5584

This report was generated on 1/3/14 at 9:15:17 AM - [Refresh Report](#)

Find reports & more

Location

Jan 1, 2013 - Dec 31, 2013

ALL » COUNTRY / TERRITORY: United States » REGION: Oklahoma

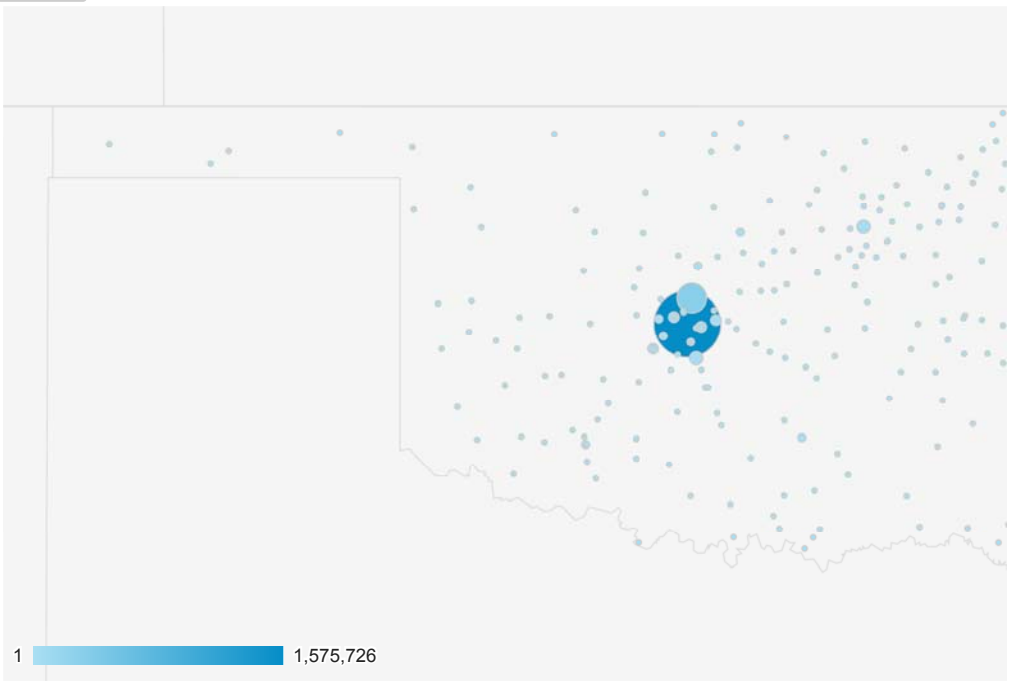
Customize Email Export Add to Dashboard Shortcut



Map Overlay Explorer

Summary Site Usage Ecommerce

Visits



Primary Dimension: City Metro Other

Secondary dimension

advanced

City	Acquisition			Behavior		
	Visits	% New Visits	New Visits	Bounce Rate	Pages / Visit	Avg. Duration
	2,285,815 <small>% of Total: 80.70% (2,832,633)</small>	22.07% <small>Site Avg: 23.33% (-5.42%)</small>	504,480 <small>% of Total: 76.32% (660,992)</small>	13.30% <small>Site Avg: 13.63% (-2.43%)</small>	11.29 <small>Site Avg: 10.90 (3.59%)</small>	00:00
1. Oklahoma City	1,575,885	21.18%	333,735	12.70%	11.47	00:00
2. Edmond	313,491	20.54%	64,403	14.78%	11.17	00:00
3. Tulsa	47,703	22.47%	10,719	11.61%	9.30	00:00
4. Norman	41,870	30.56%	12,794	13.30%	10.85	00:00
5. Choctaw	40,216	23.12%	9,297	12.13%	12.06	00:00
6. Midwest City	39,669	23.66%	9,387	12.29%	12.06	00:00

- MY STUFF
- Dashboards
- Private
- Downloads
- My Dashboard
- Reports
- Reports_2
- + New Dashboard
- Shortcuts
- Intelligence Events
- STANDARD REPORTS
- Real-Time
- Audience
- Overview
- Demographics
- Interests
- Geo
- Language
- Location**
- Behavior
- Technology
- Mobile
- Custom
- Visitors Flow
- Acquisition
- Behavior
- Overview
- Behavior Flow
- Site Content
- All Pages
- Content Drilldown
- Landing Pages
- Exit Pages
- Site Speed
- Site Search

http://www.oklahomacounty.org/assessor - http://www.oklahomacounty.org/assessor		Reporting	Acquisition	Customization	Behavior	Admin	Help
City	Visits	% New Visits	New Visits	Bounce Rate	Pages / Visit	Avg. Duration	
	2,285,815 % of Total: 80.70% (2,832,633)	22.07% Site Avg: 23.33% (-5.42%)	504,480 % of Total: 76.32% (660,992)	13.30% Site Avg: 13.63% (-2.43%)	11.29 Site Avg: 10.90 (3.59%)	00:00	
7. Tuttle	38,425	26.94%	10,353	19.23%	7.17	0	
8. Bethany	33,070	24.53%	8,111	11.66%	14.11	0	
9. Yukon	22,622	25.10%	5,678	15.39%	11.57	0	
10. (not set)	14,750	24.41%	3,601	17.06%	8.07	0	
11. Lawton	10,398	34.11%	3,547	14.89%	12.11	0	
12. Moore	9,733	31.22%	3,039	13.66%	10.74	0	
13. Mustang	9,244	27.16%	2,511	16.50%	10.75	0	
14. Stillwater	8,035	29.15%	2,342	15.86%	11.76	0	
15. Stonewall	6,935	8.68%	602	23.53%	7.62	0	
16. Guthrie	6,687	21.79%	1,457	13.03%	11.49	0	
17. Piedmont	4,504	18.96%	854	13.45%	11.08	0	
18. Shawnee	4,089	40.69%	1,664	16.14%	10.51	0	
19. Harrah	3,988	25.30%	1,009	9.43%	11.40	0	
20. Blanchard	3,716	31.86%	1,184	17.06%	12.76	0	
21. Broken Arrow	3,187	53.00%	1,689	23.75%	9.10	0	
22. McLoud	3,028	30.18%	914	11.49%	13.11	0	
23. Enid	2,905	32.74%	951	17.42%	11.23	0	
24. El Reno	2,743	24.94%	684	9.66%	10.63	0	
25. Del City	2,662	17.84%	475	7.25%	11.21	0	
26. Durant	2,629	15.56%	409	9.21%	8.99	0	
27. Ponca City	2,342	25.11%	588	11.83%	12.53	0	
28. Ardmore	1,977	42.59%	842	15.07%	11.25	0	
29. Claremore	1,781	20.21%	360	11.96%	10.04	0	
30. Kingfisher	1,723	30.76%	530	15.03%	10.71	0	
31. Woodward	1,527	16.76%	256	10.02%	11.16	0	
32. Duncan	1,339	40.70%	545	18.22%	10.15	0	
33. Chickasha	1,149	29.16%	335	16.36%	8.68	0	
34. Ada	1,102	44.83%	494	23.59%	8.74	0	
35. Newcastle	950	36.21%	344	12.74%	12.00	0	
36. Muskogee	925	48.22%	446	39.24%	10.64	0	
37. Elk City	867	36.56%	317	14.53%	9.37	0	
38. Bartlesville	851	53.11%	452	27.14%	8.54	0	
39. Weatherford	845	31.60%	267	20.95%	9.03	0	

City	Acquisition		Reporting		Behaviorization		Avg Durati
	Visits	% New Visits	New Visits	Bounce Rate	Pages / Visit		
	2,285,815 <small>% of Total: 80.70% (2,832,633)</small>	22.07% <small>Site Avg: 23.33% (-5.42%)</small>	504,480 <small>% of Total: 76.32% (660,992)</small>	13.30% <small>Site Avg: 13.63% (-2.43%)</small>	11.29 <small>Site Avg: 10.90 (3.59%)</small>	00:00	
41. Purcell	721	39.11%	282	18.59%	10.58	00:00	
42. Sulphur	637	39.87%	254	23.39%	9.69	00:00	
43. Cushing	570	34.56%	197	18.95%	10.11	00:00	
44. Idabel	561	36.54%	205	10.70%	13.55	00:00	
45. Noble	543	35.73%	194	14.36%	12.72	00:00	
46. Owasso	538	65.43%	352	30.11%	7.51	00:00	
47. Chandler	492	40.45%	199	11.38%	12.74	00:00	
48. Jenks	487	48.05%	234	24.44%	8.00	00:00	
49. Seminole	471	39.07%	184	19.11%	10.03	00:00	
50. Tahlequah	439	48.29%	212	25.28%	9.72	00:00	
51. Sapulpa	413	59.81%	247	27.85%	6.69	00:00	
52. Altus	406	48.52%	197	20.20%	12.89	00:00	
53. Wagoner	380	8.16%	31	5.79%	8.74	00:00	
54. Clinton	379	32.45%	123	14.25%	11.04	00:00	
55. Hinton	371	26.15%	97	15.36%	8.33	00:00	
56. Sand Springs	331	62.54%	207	24.47%	10.72	00:00	
57. Grove	322	29.50%	95	27.64%	11.00	00:00	
58. Pauls Valley	317	39.43%	125	18.30%	9.25	00:00	
59. Langston	281	31.32%	88	6.76%	12.72	00:00	
60. Stroud	278	30.94%	86	9.35%	17.45	00:00	
61. Catoosa	275	34.18%	94	28.00%	6.98	00:00	
62. Hennessey	268	44.78%	120	28.73%	8.20	00:00	
63. Perry	258	36.43%	94	29.07%	8.45	00:00	
64. Alva	242	28.51%	69	18.60%	10.24	00:00	
65. McAlester	225	72.89%	164	31.11%	7.07	00:00	
66. Pryor Creek	209	49.76%	104	23.44%	11.09	00:00	
67. Eufaula	206	41.75%	86	27.18%	13.40	00:00	
68. Hammon	202	33.17%	67	17.82%	18.89	00:00	
69. Guymon	187	58.29%	109	31.02%	7.83	00:00	
70. Poteau	181	59.12%	107	32.60%	14.02	00:00	
71. Afton	155	12.90%	20	40.00%	9.35	00:00	
72. Miami	152	74.34%	113	50.00%	6.26	00:00	
73. Tishomingo	147	10.20%	15	2.72%	10.56	00:00	

Admin Help

City	Acquisition		Reporting		Behaviorization	
	Visits	% New Visits	New Visits	Bounce Rate	Pages / Visit	Avg Duration
	2,285,815 <small>% of Total: 80.70% (2,832,633)</small>	22.07% <small>Site Avg: 23.33% (-5.42%)</small>	504,480 <small>% of Total: 76.32% (660,992)</small>	13.30% <small>Site Avg: 13.63% (-2.43%)</small>	11.29 <small>Site Avg: 10.90 (3.59%)</small>	00:00
74. Lindsay	146	35.62%	52	17.81%	9.26	00:00
75. Watonga	146	22.60%	33	11.64%	12.19	00:00
76. Wellston	142	42.25%	60	17.61%	9.11	00:00
77. Okmulgee	133	66.92%	89	41.35%	6.68	00:00
78. Skiatook	123	72.36%	89	30.89%	7.83	00:00
79. Anadarko	105	62.86%	66	16.19%	8.78	00:00
80. Crescent	105	31.43%	33	21.90%	7.78	00:00
81. Blackwell	92	40.22%	37	8.70%	9.17	00:00
82. Mannford	81	72.84%	59	38.27%	6.37	00:00
83. Glenpool	80	67.50%	54	22.50%	7.08	00:00
84. Mounds	80	46.25%	37	18.75%	9.19	00:00
85. Jay	77	68.83%	53	38.96%	5.38	00:00
86. Chouteau	75	78.67%	59	26.67%	6.68	00:00
87. Hugo	74	60.81%	45	36.49%	8.20	00:00
88. Sallisaw	73	82.19%	60	36.99%	5.48	00:00
89. Tonkawa	70	25.71%	18	4.29%	13.43	00:00
90. Vinita	69	73.91%	51	34.78%	7.38	00:00
91. Fairview	64	34.38%	22	23.44%	11.14	00:00
92. Kingston	63	34.92%	22	15.87%	14.13	00:00
93. Langley	61	55.74%	34	22.95%	8.44	00:00
94. Atoka	60	40.00%	24	21.67%	7.63	00:00
95. Holdenville	60	61.67%	37	26.67%	9.57	00:00
96. Bristow	58	65.52%	38	32.76%	9.09	00:00
97. Cheyenne	57	50.88%	29	35.09%	5.49	00:00
98. Fort Gibson	57	50.88%	29	28.07%	4.19	00:00
99. Broken Bow	55	83.64%	46	40.00%	4.75	00:00
100. Antlers	54	24.07%	13	12.96%	11.72	00:00
101. Locust Grove	54	83.33%	45	37.04%	6.26	00:00
102. Perkins	53	32.08%	17	26.42%	9.96	00:00
103. Porum	50	48.00%	24	22.00%	7.56	00:00
104. Madill	49	44.90%	22	20.41%	10.69	00:00
105. Elgin	47	70.21%	33	42.55%	5.34	00:00
106. Davenport	45	42.22%	19	17.78%	10.18	00:00

Admin Help

City	Acquisition		Reporting		Behaviorization		Avg Duration
	Visits	% New Visits	New Visits	Bounce Rate	Pages / Visit		
	2,285,815 <small>% of Total: 80.70% (2,832,633)</small>	22.07% <small>Site Avg: 23.33% (-5.42%)</small>	504,480 <small>% of Total: 76.32% (660,992)</small>	13.30% <small>Site Avg: 13.63% (-2.43%)</small>	11.29 <small>Site Avg: 10.90 (3.59%)</small>	00:00	
108. Coalgate	40	45.00%	18	7.50%	7.78	00:00	
109. Salina	39	48.72%	19	28.21%	7.13	00:00	
110. Henryetta	37	32.43%	12	16.22%	15.95	00:00	
111. Medford	37	51.35%	19	5.41%	11.03	00:00	
112. Marietta	36	72.22%	26	50.00%	5.11	00:00	
113. Inola	35	60.00%	21	22.86%	7.71	00:00	
114. Stigler	35	48.57%	17	28.57%	7.20	00:00	
115. Agra	32	53.12%	17	40.62%	4.09	00:00	
116. Beaver	32	59.38%	19	43.75%	14.00	00:00	
117. Snyder	31	67.74%	21	12.90%	9.06	00:00	
118. Coweta	30	40.00%	12	36.67%	4.07	00:00	
119. Valliant	30	83.33%	25	36.67%	6.83	00:00	
120. Earlsboro	29	41.38%	12	20.69%	6.07	00:00	
121. Talihina	29	65.52%	19	31.03%	6.66	00:00	
122. Okarche	27	51.85%	14	11.11%	9.96	00:00	
123. New Cordell	24	29.17%	7	12.50%	10.38	00:00	
124. Warner	24	83.33%	20	33.33%	3.58	00:00	
125. Marlow	22	59.09%	13	31.82%	4.27	00:00	
126. Carnegie	21	80.95%	17	14.29%	5.10	00:00	
127. Kellyville	21	42.86%	9	47.62%	5.52	00:00	
128. Terral	21	76.19%	16	47.62%	5.29	00:00	
129. Checotah	20	95.00%	19	50.00%	2.65	00:00	
130. Newkirk	20	60.00%	12	25.00%	7.30	00:00	
131. Pawhuska	20	75.00%	15	30.00%	4.60	00:00	
132. Gore	18	83.33%	15	50.00%	2.78	00:00	
133. Walters	18	38.89%	7	16.67%	11.39	00:00	
134. Wewoka	18	66.67%	12	11.11%	8.33	00:00	
135. Clayton	17	82.35%	14	23.53%	4.88	00:00	
136. Lexington	17	64.71%	11	29.41%	13.41	00:00	
137. Oologah	17	88.24%	15	35.29%	4.53	00:00	
138. Panama	17	100.00%	17	52.94%	4.71	00:00	
139. Stilwell	17	82.35%	14	29.41%	3.88	00:00	
140. Colbert	17	94.12%	16	64.71%	2.41	00:00	

Admin Help

City	Acquisition		Reporting		Behaviorization		
	Visits	% New Visits	New Visits	Bounce Rate	Pages / Visit	Avg Duration	
	2,285,815 <small>% of Total: 80.70% (2,832,633)</small>	22.07% <small>Site Avg: 23.33% (-5.42%)</small>	504,480 <small>% of Total: 76.32% (660,992)</small>	13.30% <small>Site Avg: 13.63% (-2.43%)</small>	11.29 <small>Site Avg: 10.90 (3.59%)</small>	00:00	
141. Prague	17	47.06%	8	23.53%	13.47	00:00	
142. Cleveland	16	62.50%	10	18.75%	8.19	00:00	
143. Keota	16	81.25%	13	56.25%	3.31	00:00	
144. Adair	15	73.33%	11	40.00%	3.60	00:00	
145. Quinton	15	86.67%	13	33.33%	3.80	00:00	
146. Velma	14	71.43%	10	14.29%	5.93	00:00	
147. Wetumka	14	21.43%	3	14.29%	25.14	00:00	
148. Beggs	13	92.31%	12	23.08%	6.69	00:00	
149. Frederick	13	38.46%	5	23.08%	14.77	00:00	
150. Spiro	13	92.31%	12	46.15%	10.23	00:00	
151. Crowder	12	100.00%	12	16.67%	7.42	00:00	
152. Ketchum	12	25.00%	3	25.00%	10.00	00:00	
153. Wyandotte	12	91.67%	11	33.33%	3.17	00:00	
154. Boise City	11	81.82%	9	27.27%	3.82	00:00	
155. Drumright	11	63.64%	7	9.09%	10.45	00:00	
156. Laverne	11	90.91%	10	36.36%	3.64	00:00	
157. Vian	11	54.55%	6	27.27%	12.73	00:00	
158. Vici	11	72.73%	8	45.45%	2.27	00:00	
159. Webbers Falls	10	70.00%	7	60.00%	4.80	00:00	
160. Calera	9	100.00%	9	22.22%	5.33	00:00	
161. Oaks	9	88.89%	8	44.44%	3.00	00:00	
162. Indiahoma	8	87.50%	7	12.50%	5.88	00:00	
163. Mountain View	8	100.00%	8	25.00%	4.38	00:00	
164. Fort Sill	7	85.71%	6	42.86%	5.00	00:00	
165. Goodwell	7	57.14%	4	42.86%	2.29	00:00	
166. Healdton	7	100.00%	7	28.57%	6.57	00:00	
167. Heavener	7	71.43%	5	14.29%	4.86	00:00	
168. Pawnee	7	71.43%	5	42.86%	2.29	00:00	
169. Roland	7	57.14%	4	14.29%	12.29	00:00	
170. Shidler	6	83.33%	5	50.00%	10.17	00:00	
171. Wilburton	6	100.00%	6	50.00%	2.17	00:00	
172. Hobart	4	75.00%	3	25.00%	16.00	00:00	
173. Chelsea	3	100.00%	3	0.00%	10.00	00:00	

[Admin](#) [Help](#)

City	Acquisition		Reporting		Behaviorization		Admin	Help
	Visits	% New Visits	New Visits	Bounce Rate	Pages / Visit	Avg. Vi: Duration		
	2,285,815 <small>% of Total: 80.70% (2,832,633)</small>	22.07% <small>Site Avg: 23.33% (-5.42%)</small>	504,480 <small>% of Total: 76.32% (660,992)</small>	13.30% <small>Site Avg: 13.63% (-2.43%)</small>	11.29 <small>Site Avg: 10.90 (3.59%)</small>	00:06: <small>Site 00:00: (1.00)</small>		
175. Cyril	3	100.00%	3	33.33%	4.33	00:00		
176. Geronimo	3	100.00%	3	33.33%	3.67	00:00		
177. Okemah	3	100.00%	3	33.33%	2.00	00:00		
178. Paoli	3	100.00%	3	33.33%	3.00	00:00		
179. Sayre	3	100.00%	3	33.33%	3.67	00:00		
180. Burns Flat	2	50.00%	1	50.00%	3.00	00:00		
181. Fairland	2	50.00%	1	50.00%	5.00	00:00		
182. Mangum	2	50.00%	1	0.00%	24.00	00:01		
183. Okeene	2	50.00%	1	0.00%	5.50	00:00		
184. Pocola	2	100.00%	2	100.00%	1.00	00:00		
185. Quapaw	2	0.00%	0	50.00%	10.00	00:00		
186. Barnsdall	1	100.00%	1	0.00%	2.00	00:00		
187. Bokoshe	1	0.00%	0	0.00%	58.00	00:03		
188. Hominy	1	100.00%	1	0.00%	3.00	00:00		
189. Nowata	1	0.00%	0	0.00%	3.00	00:00		
190. Shattuck	1	0.00%	0	0.00%	3.00	00:00		
191. Smithville	1	100.00%	1	100.00%	1.00	00:00		
192. Sperry	1	100.00%	1	0.00%	2.00	00:00		
193. Yale	1	0.00%	0	0.00%	6.00	00:00		

Show rows: 250 Go to: 1 1 - 193 of 193

This report was generated on 1/3/14 at 9:14:15 AM - [Refresh Report](#)

<http://www.oklahomacounty.org/assessor> - <http://www.oklah...>
www.oklahomacounty.org/assessor

Reporting

Customization

Admin

Help

Find reports & more

Browser & OS

Jan 1, 2013 - Dec 31, 2013

Customize Email Export Add to Dashboard Shortcut



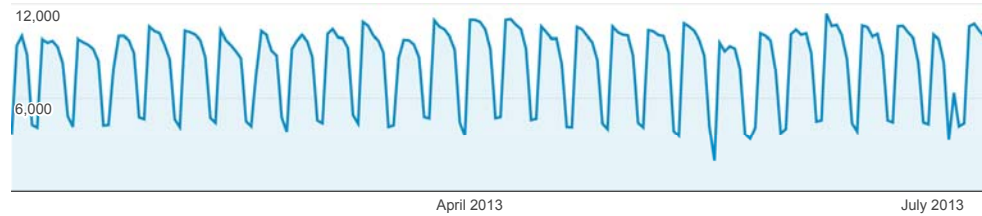
Explorer

Summary [Site Usage](#) [Ecommerce](#)

Visits vs. [Select a metric](#)

Day Week Month

Visits



Primary Dimension: **Browser** [Operating System](#) [Screen Resolution](#) [Screen Colors](#) [Flash Version](#) [Other](#)

Plot Rows Secondary dimension

advanced

Sort Type: Default

	Browser	Acquisition			Behavior		
		Visits	% New Visits	New Visits	Bounce Rate	Pages / Visit	Duration
		2,832,633 <small>% of Total: 100.00% (2,832,633)</small>	23.36% <small>Site Avg: 23.33% (0.09%)</small>	661,603 <small>% of Total: 100.09% (660,992)</small>	13.63% <small>Site Avg: 13.63% (0.00%)</small>	10.90 <small>Site Avg: 10.90 (0.00%)</small>	00
<input type="checkbox"/>	1. Internet Explorer	1,679,382	21.48%	360,764	10.79%	11.60	
<input type="checkbox"/>	2. Safari	507,152	21.64%	109,763	22.09%	8.57	
<input type="checkbox"/>	3. Chrome	294,539	28.29%	83,318	13.42%	12.12	
<input type="checkbox"/>	4. Firefox	209,728	31.70%	66,480	11.75%	10.66	
<input type="checkbox"/>	5. Android Browser	73,588	28.67%	21,096	26.03%	7.13	
<input type="checkbox"/>	6. Mozilla	21,302	28.29%	6,026	13.20%	11.67	
<input type="checkbox"/>	7. Safari (in-app)	21,226	38.79%	8,233	16.80%	8.59	
<input type="checkbox"/>	8. IE with Chrome Frame	18,893	17.77%	3,358	7.84%	12.10	
<input type="checkbox"/>	9. Amazon Silk	3,231	29.34%	948	19.96%	11.22	
<input type="checkbox"/>	10. Opera	1,309	31.40%	411	20.86%	9.44	
<input type="checkbox"/>	11. BlackBerry	780	33.85%	264	14.49%	8.59	
<input type="checkbox"/>	12. Mozilla Compatible Agent	437	77.57%	339	73.68%	2.69	
<input type="checkbox"/>	13. SeaMonkey	327	26.91%	88	7.95%	12.55	
<input type="checkbox"/>	14. RockMelt	222	68.02%	151	3.15%	7.77	

- MY STUFF
- Dashboards
- Private
- Downloads
- My Dashboard
- Reports
- Reports_2
- + New Dashboard
- Shortcuts
- Intelligence Events
- STANDARD REPORTS
- Real-Time
- Audience
- Overview
- Demographics
- Interests
- Geo
- Language
- Location
- Behavior
- Technology
- Browser & OS**
- Network
- Mobile
- Custom
- Visitors Flow
- Acquisition
- Behavior
- Conversions

	Browser	Acquisition			Behavior		
		Visits	% New Visits Reporting	New Visits	Bounce Rate Customization	Pages / Visit	Di
	http://www.oklahomacounty.org/assessor - http://www.oklahomacounty.org/assessor	2,832,633 <small>% of Total: 100.00% (2,832,633)</small>	23.36% <small>Site Avg: 23.33% (0.09%)</small>	661,603 <small>% of Total: 100.09% (660,992)</small>	13.63% <small>Site Avg: 13.63% (0.00%)</small>	10.90 <small>Site Avg: 10.90 (0.00%)</small>	0
<input type="checkbox"/>	15. (not set)	117	95.73%	112	94.02%	1.63	
<input type="checkbox"/>	16. Opera Mini	79	74.68%	59	34.18%	5.32	
<input type="checkbox"/>	17. Maxthon	69	56.52%	39	14.49%	8.94	
<input type="checkbox"/>	18. NetFront	54	66.67%	36	24.07%	5.43	
<input type="checkbox"/>	19. Camino	34	20.59%	7	11.76%	8.88	
<input type="checkbox"/>	20. BlackBerry8530	31	51.61%	16	9.68%	7.52	
<input type="checkbox"/>	21. Playstation 3	23	91.30%	21	13.04%	8.87	
<input type="checkbox"/>	22. Netscape	19	47.37%	9	0.00%	14.26	
<input type="checkbox"/>	23. BlackBerry9300	13	46.15%	6	15.38%	7.54	
<input type="checkbox"/>	24. UC Browser	11	54.55%	6	27.27%	7.36	
<input type="checkbox"/>	25. BlackBerry9700	7	42.86%	3	28.57%	3.29	
<input type="checkbox"/>	26. BrowserNG	6	100.00%	6	33.33%	6.50	
<input type="checkbox"/>	27. Dalvik	6	100.00%	6	0.00%	6.67	
<input type="checkbox"/>	28. LG-C395	6	83.33%	5	0.00%	34.33	
<input type="checkbox"/>	29. Nokia Browser	6	100.00%	6	16.67%	6.33	
<input type="checkbox"/>	30. SAMSUNG-GT-I9308_TD	4	25.00%	1	75.00%	1.25	
<input type="checkbox"/>	31. BlackBerry9650	3	66.67%	2	66.67%	1.33	
<input type="checkbox"/>	32. LG-LG840G	3	100.00%	3	33.33%	2.67	
<input type="checkbox"/>	33. S350	3	66.67%	2	0.00%	7.67	
<input type="checkbox"/>	34. BlackBerry9630	2	0.00%	0	0.00%	11.00	
<input type="checkbox"/>	35. BlackBerry9900	2	100.00%	2	0.00%	6.50	
<input type="checkbox"/>	36. Dolphin	2	100.00%	2	0.00%	5.00	
<input type="checkbox"/>	37. Nintendo 3DS Browser	2	100.00%	2	0.00%	15.00	
<input type="checkbox"/>	38. SPH-M575-VMUB NetFront	2	100.00%	2	0.00%	9.00	
<input type="checkbox"/>	39. YaBrowser	2	100.00%	2	50.00%	14.00	
<input type="checkbox"/>	40. BlackBerry8520	1	100.00%	1	0.00%	3.00	
<input type="checkbox"/>	41. BlackBerry9000	1	100.00%	1	100.00%	1.00	
<input type="checkbox"/>	42. BlackBerry9100	1	0.00%	0	0.00%	4.00	
<input type="checkbox"/>	43. mozilla	1	100.00%	1	0.00%	16.00	
<input type="checkbox"/>	44. Mt Dew can	1	100.00%	1	0.00%	6.00	
<input type="checkbox"/>	45. Nintendo Browser	1	100.00%	1	0.00%	4.00	
<input type="checkbox"/>	46. Playstation Vita Browser	1	100.00%	1	0.00%	4.00	
<input type="checkbox"/>	47. S40 Ovi Browser	1	100.00%	1	100.00%	1.00	

micmor@okcounty.org

[Settings](#)

[My Account](#)

[Sign out](#)

[Admin](#)

[Help](#)

		Acquisition			Behavior		
Browser		Visits	% New Visits	New Visits	Bounce Rate	Pages / Visit	Avg Duration
http://www.oklahomacounty.org/assessor - http://www.oklah... www.oklahomacounty.org/assessor		Reporting	Reporting	Customization	Customization	Customization	Customization
<input type="checkbox"/>		2,832,633 <small>% of Total: 100.00% (2,832,633)</small>	23.36% <small>Site Avg: 23.33% (0.09%)</small>	661,603 <small>% of Total: 100.09% (660,992)</small>	13.63% <small>Site Avg: 13.63% (0.00%)</small>	10.90 <small>Site Avg: 10.90 (0.00%)</small>	00:00
<input type="checkbox"/>	49. Unknown	1	0.00%	0	0.00%	23.00	
<input type="checkbox"/>	50. XV6975 Opera	1	100.00%	1	0.00%	7.00	

micmor@okcounty.org [Settings](#) [My Account](#) [Sign out](#)

[Admin](#) [Help](#)

Show rows: Go to: 1 - 50 of 50

This report was generated on 1/3/14 at 9:16:19 AM - [Refresh Report](#)

Find reports & more

Browser & OS

Jan 1, 2013 - Dec 31, 2013

Customize Email Export Add to Dashboard Shortcut



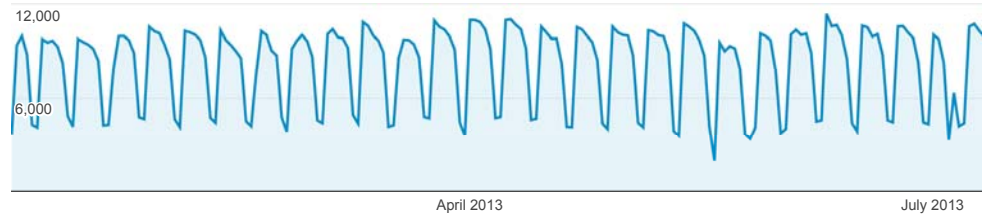
Explorer

Summary Site Usage Ecommerce

Visits vs. Select a metric

Day Week Month

Visits



Primary Dimension: [Browser](#) [Operating System](#) [Screen Resolution](#) [Screen Colors](#) [Flash Version](#) [Other](#)

Plot Rows Secondary dimension

advanced

Sort Type: Default

Operating System	Acquisition			Behavior		
	Visits	% New Visits	New Visits	Bounce Rate	Pages / Visit	Duration
	2,832,633 <small>% of Total: 100.00% (2,832,633)</small>	23.36% <small>Site Avg: 23.33% (0.09%)</small>	661,603 <small>% of Total: 100.09% (660,992)</small>	13.63% <small>Site Avg: 13.63% (0.00%)</small>	10.90 <small>Site Avg: 10.90 (0.00%)</small>	00:00
<input type="checkbox"/> 1. Windows	2,150,011	23.04%	495,400	10.98%	11.64	
<input type="checkbox"/> 2. iOS	377,940	26.46%	99,988	20.02%	8.34	
<input type="checkbox"/> 3. Macintosh	196,461	16.34%	32,108	23.24%	9.67	
<input type="checkbox"/> 4. Android	93,629	29.71%	27,820	26.43%	7.33	
<input type="checkbox"/> 5. Linux	8,808	37.35%	3,290	26.65%	7.91	
<input type="checkbox"/> 6. Windows Phone	1,540	42.73%	658	17.66%	10.80	
<input type="checkbox"/> 7. Chrome OS	1,532	45.23%	693	10.31%	13.52	
<input type="checkbox"/> 8. BlackBerry	1,181	34.12%	403	14.23%	8.22	
<input type="checkbox"/> 9. (not set)	932	75.00%	699	67.17%	4.14	
<input type="checkbox"/> 10. Firefox OS	352	100.00%	352	99.15%	1.01	
<input type="checkbox"/> 11. Samsung	62	61.29%	38	22.58%	6.15	
<input type="checkbox"/> 12. SymbianOS	50	98.00%	49	18.00%	6.88	
<input type="checkbox"/> 13. Google TV	23	69.57%	16	8.70%	19.48	
<input type="checkbox"/> 14. Playstation 3	23	91.30%	21	13.04%	8.87	

MY STUFF

Dashboards

Private

Downloads

My Dashboard

Reports

Reports_2

+ New Dashboard

Shortcuts

Intelligence Events

STANDARD REPORTS

Real-Time

Audience

Overview

Demographics

Interests

Geo

Language

Location

Behavior

Technology

Browser & OS

Network

Mobile

Custom

Visitors Flow

Acquisition

Behavior

Conversions

		Acquisition			Behavior		
Operating System		Visits	% New Visits	New Visits	Bounce Rate	Pages / Visit	Avg. Duration
http://www.oklahomacounty.org/assessor - http://www.oklahomacounty.org/assessor		2,832,633 <small>% of Total: 100.00% (2,832,633)</small>	23.36% <small>Site Avg: 23.33% (0.09%)</small>	661,603 <small>% of Total: 100.09% (660,992)</small>	13.63% <small>Site Avg: 13.63% (0.00%)</small>	10.90 <small>Site Avg: 10.90 (0.00%)</small>	00:00
<input type="checkbox"/>	15. LG	21	85.71%	18	14.29%	13.90	
<input type="checkbox"/>	16. Nintendo Wii	20	55.00%	11	0.00%	25.65	
<input type="checkbox"/>	17. Xbox	14	85.71%	12	7.14%	22.21	
<input type="checkbox"/>	18. UNIX	11	54.55%	6	9.09%	8.91	
<input type="checkbox"/>	19. FreeBSD	10	80.00%	8	20.00%	10.90	
<input type="checkbox"/>	20. Nokia	5	100.00%	5	40.00%	4.80	
<input type="checkbox"/>	21. SunOS	4	100.00%	4	0.00%	5.25	
<input type="checkbox"/>	22. Nintendo 3DS	2	100.00%	2	0.00%	15.00	
<input type="checkbox"/>	23. Playstation Vita	1	100.00%	1	0.00%	4.00	
<input type="checkbox"/>	24. Series40	1	100.00%	1	100.00%	1.00	

Show rows: Go to: 1 - 24 of 24

This report was generated on 1/3/14 at 9:16:56 AM - [Refresh Report](#)

Find reports & more

Browser & OS

Jan 1, 2013 - Dec 31, 2013

ALL » OPERATING SYSTEM: Windows

Customize Email Export Add to Dashboard Shortcut

All Visits
75.90%

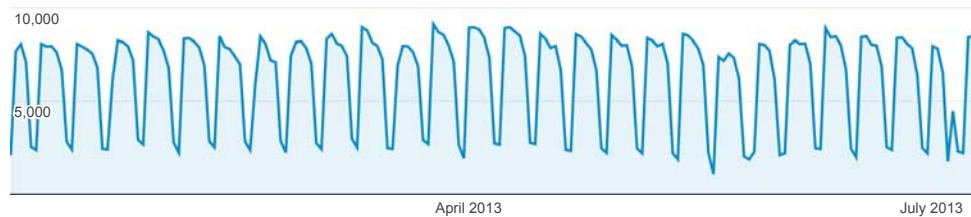
Explorer

Summary Site Usage Ecommerce

Visits vs. Select a metric

Day Week Month

Visits



Primary Dimension: Operating System Version Other

Plot Rows Secondary dimension advanced

Sort Type: Default

	Operating System Version	Acquisition			Behavior		
		Visits	% New Visits	New Visits	Bounce Rate	Pages / Visit	Avg Durat
		2,150,011 <small>% of Total: 75.90% (2,832,633)</small>	23.04% <small>Site Avg: 23.33% (-1.26%)</small>	495,400 <small>% of Total: 74.95% (660,992)</small>	10.98% <small>Site Avg: 13.63% (-19.45%)</small>	11.64 <small>Site Avg: 10.90 (6.75%)</small>	00:0
<input type="checkbox"/>	1. 7	1,322,454	23.19%	306,740	11.08%	11.62	(
<input type="checkbox"/>	2. XP	536,241	20.74%	111,203	10.28%	11.48	(
<input type="checkbox"/>	3. Vista	164,139	25.10%	41,195	11.00%	12.27	(
<input type="checkbox"/>	4. 8	95,491	29.04%	27,731	13.22%	12.47	(
<input type="checkbox"/>	5. Server 2003	24,948	24.43%	6,096	11.31%	8.71	(
<input type="checkbox"/>	6. NT	4,281	37.68%	1,613	12.01%	11.70	(
<input type="checkbox"/>	7. 8.1	1,452	38.50%	559	12.05%	12.33	(
<input type="checkbox"/>	8. 2000	689	29.90%	206	18.87%	9.00	(
<input type="checkbox"/>	9. 98	306	16.34%	50	7.52%	10.01	(
<input type="checkbox"/>	10. CE	6	66.67%	4	16.67%	7.33	(

Show rows: 10 Go to: 1 1 - 10 of 11

This report was generated on 1/3/14 at 9:17:30 AM - [Refresh Report](#)

http://www.oklahomacounty.org/assessor - http://www.oklah...
www.oklahomacounty.org/assessor

Reporting

Customization

Admin

Help

Find reports & more

Devices

Jan 1, 2013 - Dec 31, 2013

Customize Email Export Add to Dashboard Shortcut

All Visits
16.89%

This report is based on 249,822 visits (8.82% of visits). [Learn more](#)

Explorer **Map Overlay**

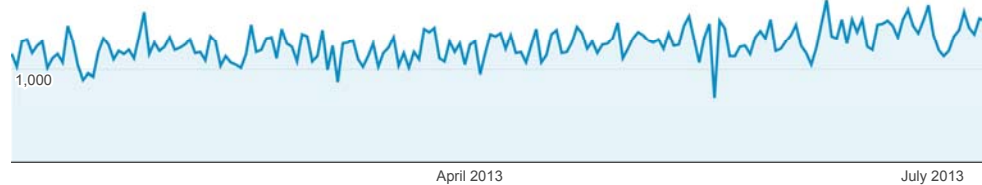
Summary **Site Usage** Ecommerce

Visits vs. [Select a metric](#)

Day Week Month

Visits

2,000



Primary Dimension: **Mobile Device Info** Mobile Device Branding Service Provider Mobile Input Selector Operating System Other

Plot Rows Secondary dimension

advanced

Sort Type: Default

	Mobile Device Info	Acquisition			Behavior		
		Visits	% New Visits	New Visits	Bounce Rate	Pages / Visit	Average Duration
		478,293 <small>% of Total: 16.89% (2,832,633)</small>	27.60% <small>Site Avg: 23.33% (18.29%)</small>	132,017 <small>% of Total: 19.97% (660,992)</small>	21.71% <small>Site Avg: 13.63% (59.28%)</small>	8.08 <small>Site Avg: 10.90 (-25.86%)</small>	00:00
<input type="checkbox"/>	1. Apple iPhone	220,173	27.88%	61,387	22.65%	6.54	
<input type="checkbox"/>	2. Apple iPad	155,373	25.93%	40,286	18.19%	10.48	
<input type="checkbox"/>	3. (not set)	6,690	37.28%	2,494	33.21%	6.51	
<input type="checkbox"/>	4. Samsung SPH-D700 Epic 4G	5,250	1.94%	102	17.49%	10.92	
<input type="checkbox"/>	5. Samsung SGH-T989 Galaxy SII	4,150	10.94%	454	10.65%	8.23	
<input type="checkbox"/>	6. Samsung GT-I9300 Galaxy SIII	3,481	41.68%	1,451	27.35%	5.51	
<input type="checkbox"/>	7. Amazon Kindle Fire Kindle Fire	2,574	18.96%	488	29.06%	8.20	
<input type="checkbox"/>	8. HTC Inspire 4G	2,358	12.51%	295	25.49%	9.66	
<input type="checkbox"/>	9. Samsung SGH-I337 Galaxy S IV	2,324	40.49%	941	25.39%	6.53	
<input type="checkbox"/>	10. Samsung GT-I9300 Galaxy S III	2,234	32.99%	737	27.93%	5.85	
<input type="checkbox"/>	11. Samsung SGH-T999 Galaxy SIII	2,041	26.65%	544	27.78%	7.17	
<input type="checkbox"/>	12. Samsung GT-I9500 Galaxy S IV	1,973	36.80%	726	19.56%	8.92	
<input type="checkbox"/>	13. HTC 9292 EVO 4G	1,848	17.15%	317	34.96%	5.77	
<input type="checkbox"/>	14. Samsung SGH-I317 Galaxy Note II	1,791	32.94%	590	35.46%	5.74	

- MY STUFF
- Dashboards
- Private
- Downloads
- My Dashboard
- Reports
- Reports_2
- + New Dashboard
- Shortcuts
- Intelligence Events
- STANDARD REPORTS
- Real-Time
- Audience
- Overview
- Demographics
- Interests
- Geo
- Language
- Location
- Behavior
- Technology
- Browser & OS
- Network
- Mobile
- Overview
- Devices**
- Custom
- Visitors Flow
- Acquisition
- Behavior
- Conversions

Mobile Device Info		Acquisition			Behavior		
		Visits	% New Visits	New Visits	Bounce Rate	Pages / Visit	Average Duration
http://www.oklahomacounty.org/assessor www.oklahomacounty.org/assessor		478,293	27.60%	132,017	21.71%	8.08	00
		% of Total: 16.89% (2,832,633)	Site Avg: 23.33% (18.29%)	% of Total: 19.97% (660,992)	Site Avg: 13.63% (59.28%)	Site Avg: 10.90 (-25.86%)	
<input type="checkbox"/>	15. Huawei M886 Glory	1,667	4.74%	79	12.90%	5.75	
<input type="checkbox"/>	16. Samsung SGH-T769 Galaxy S Blaze 4G	1,633	5.57%	91	11.82%	12.53	
<input type="checkbox"/>	17. Motorola MOTXT912B Droid Razer 4G	1,553	39.41%	612	25.56%	6.77	
<input type="checkbox"/>	18. Samsung SPH-L710 Galaxy SIII	1,338	38.12%	510	19.51%	6.47	
<input type="checkbox"/>	19. Samsung SCH-I605 Galaxy Note II	1,225	17.55%	215	59.27%	3.92	
<input type="checkbox"/>	20. Samsung SGH-I747 Galaxy SIII	1,225	14.78%	181	50.94%	5.53	
<input type="checkbox"/>	21. Samsung Galaxy Nexus	1,134	15.96%	181	24.96%	6.37	
<input type="checkbox"/>	22. Samsung GT-P5113 Galaxy Tab 2 10.1 WiFi	1,089	8.36%	91	17.72%	17.12	
<input type="checkbox"/>	23. Google Nexus 7	1,054	32.26%	340	24.76%	12.01	
<input type="checkbox"/>	24. Samsung GT-P3113 Galaxy Tab 2 7.0	1,032	23.06%	238	13.18%	9.61	
<input type="checkbox"/>	25. Apple iPod	998	37.47%	374	31.76%	7.31	
<input type="checkbox"/>	26. Sprint X325c/APX325CKT EVO 4G LTE	998	34.07%	340	31.76%	5.37	
<input type="checkbox"/>	27. Samsung SGH-i717 Galaxy Note	986	39.15%	386	31.03%	5.82	
<input type="checkbox"/>	28. Samsung GT-P7510 Galaxy Tab 10.1	964	8.20%	79	16.49%	10.45	
<input type="checkbox"/>	29. Samsung GT-I9300 Galaxy S3	952	30.99%	295	27.42%	5.85	
<input type="checkbox"/>	30. Samsung SGH-T679 Exhibit II 4G	941	19.23%	181	8.40%	7.50	
<input type="checkbox"/>	31. Amazon KFTT Kindle Fire HD 7	930	34.09%	317	17.10%	12.13	
<input type="checkbox"/>	32. Samsung SPH-L720 Galaxy S IV	930	8.49%	79	12.15%	10.63	
<input type="checkbox"/>	33. Samsung SGH-I727 Galaxy S II Skyrocket	907	47.52%	431	21.28%	7.24	
<input type="checkbox"/>	34. Samsung SPH-D710 Galaxy SII Epic 4G Touch	896	45.54%	408	29.13%	5.37	
<input type="checkbox"/>	35. Samsung GT-P5113 Galaxy Tab 2 10.1	839	36.47%	306	14.90%	11.04	
<input type="checkbox"/>	36. Samsung SGH-T999 Galaxy S3	839	41.84%	351	23.00%	8.49	
<input type="checkbox"/>	37. Samsung GT-I9000 Galaxy S	816	16.67%	136	25.00%	5.78	
<input type="checkbox"/>	38. Samsung SCH-I500 Fascinate	805	15.53%	125	23.98%	5.06	
<input type="checkbox"/>	39. HTC One V	794	18.51%	147	20.03%	4.93	
<input type="checkbox"/>	40. Huawei M865 Ascend II	782	43.48%	340	20.33%	6.12	
<input type="checkbox"/>	41. HTC M7 One	771	36.71%	283	35.28%	5.51	
<input type="checkbox"/>	42. Samsung SGH-I997 Infuse	737	21.57%	159	12.35%	7.45	
<input type="checkbox"/>	43. HTC PJ83100 One X	703	48.36%	340	32.29%	6.92	
<input type="checkbox"/>	44. Samsung SGH-I747 Galaxy S3	692	45.81%	317	21.24%	7.18	

micmor@okcounty.org

[Settings](#)

[My Account](#)

[Sign out](#)

[Admin](#)

[Help](#)

		Acquisition			Behavior		
Mobile Device Info		Visits	% New Visits	New Visits	Bounce Rate	Pages / Visit	Average Duration
http://www.oklahomacounty.org/assessor - www.oklahomacounty.org/assessor		Reporting	Reporting	Reporting	Customization	Visit	Dur:
		478,293 % of Total: 16.89% (2,832,633)	27.60% Site Avg: 23.33% (18.29%)	132,017 % of Total: 19.97% (660,992)	21.71% Site Avg: 13.63% (59.28%)	8.08 Site Avg: 10.90 (-25.86%)	00
<input type="checkbox"/>	45. HTC Z710 Sensation 4G	658	13.83%	91	46.50%	3.60	
<input type="checkbox"/>	46. Samsung SPH-L710 Galaxy S3	658	37.84%	249	31.00%	5.77	
<input type="checkbox"/>	47. ZTE X500 Score	624	27.24%	170	10.90%	8.34	
<input type="checkbox"/>	48. Samsung SPH-L710 Galaxy S III	590	40.34%	238	19.15%	6.03	
<input type="checkbox"/>	49. T-Mobile myTouch4G	556	32.55%	181	18.35%	6.46	
<input type="checkbox"/>	50. Amazon KFOT Kindle Fire 7	544	35.48%	193	39.52%	10.26	
<input type="checkbox"/>	51. BlackBerry 9930	533	6.38%	34	17.07%	12.55	
<input type="checkbox"/>	52. Motorola MB886 Atrix HD	533	46.72%	249	27.58%	6.23	
<input type="checkbox"/>	53. Samsung SGH-I747 Galaxy S III	533	14.82%	79	46.72%	4.51	
<input type="checkbox"/>	54. Pantech P9070 Burst	522	10.92%	57	21.65%	8.23	
<input type="checkbox"/>	55. Samsung SCH-I800 Galaxy Tab 7	522	2.11%	11	13.03%	19.42	
<input type="checkbox"/>	56. Motorola XT894 Droid 4	488	27.87%	136	34.84%	3.79	
<input type="checkbox"/>	57. Samsung SGH-I537 Galaxy S4 Active	465	24.30%	113	36.56%	5.66	
<input type="checkbox"/>	58. Samsung SPH-L900 Galaxy Note II	465	58.49%	272	26.88%	6.78	
<input type="checkbox"/>	59. HTC PH39100 Vivid 4G	454	39.87%	181	24.89%	6.57	
<input type="checkbox"/>	60. Samsung SGH-T999 Galaxy S III	454	35.02%	159	24.89%	6.44	
<input type="checkbox"/>	61. Acer A200 Picasso_E	442	20.59%	91	74.43%	3.54	
<input type="checkbox"/>	62. LG P769 Optimus L9	442	38.46%	170	25.57%	7.05	
<input type="checkbox"/>	63. Motorola XT907 DROID RAZR M 4G LTE	442	46.15%	204	20.59%	12.00	
<input type="checkbox"/>	64. Samsung SGH-T589 Gravity Smart	442	10.18%	45	23.08%	5.98	
<input type="checkbox"/>	65. Samsung GT-N8013 Galaxy Note 10.1	420	40.48%	170	16.19%	7.53	
<input type="checkbox"/>	66. Nokia Lumia 920	408	30.64%	125	13.97%	13.09	
<input type="checkbox"/>	67. Samsung SGH-T769 Galaxy Blaze 4G	386	23.58%	91	14.77%	8.93	
<input type="checkbox"/>	68. Amazon KFJWI Kindle Fire HD 8.9	374	54.55%	204	30.21%	13.67	
<input type="checkbox"/>	69. Motorola XT901 Electrify M	374	27.27%	102	39.30%	4.79	
<input type="checkbox"/>	70. ZTE V8000 Nova 4.0	374	18.18%	68	54.55%	5.21	
<input type="checkbox"/>	71. Acer A500 Picasso	363	21.76%	79	18.73%	10.46	
<input type="checkbox"/>	72. Motorola Droid X2	363	6.34%	23	15.70%	6.00	
<input type="checkbox"/>	73. ZTE N860	363	15.70%	57	15.70%	6.97	
<input type="checkbox"/>	74. Google Nexus 4	351	54.99%	193	22.51%	9.66	
<input type="checkbox"/>	75. ...	351	0.00%	04	00.54%	0.50	

micmor@okcounty.org [Settings](#) [My Account](#) [Sign out](#)
[Admin](#) [Help](#)

		Acquisition			Behavior		
Mobile Device Info		Visits	% New Visits	New Visits	Bounce Rate	Pages / Visit	Average Duration
http://www.oklahomacounty.org/assessor - http://www.oklahomacounty.org/assessor		Reporting			Customization		
		478,293	27.60%	132,017	21.71%	8.08	00
		% of Total: 16.89% (2,832,633)	Site Avg: 23.33% (18.29%)	% of Total: 19.97% (660,992)	Site Avg: 13.63% (59.28%)	Site Avg: 10.90 (-25.86%)	
HTC ADR6350 Droid Incredible 2							
<input type="checkbox"/>	76. HTC PM23300 Windows Phone 8X	340	6.76%	23	0.00%	14.84	
<input type="checkbox"/>	77. LG LS970 Optimus G	340	23.24%	79	40.00%	4.14	
<input type="checkbox"/>	78. HTC X515 EVO 3D	329	51.67%	170	37.99%	10.34	
<input type="checkbox"/>	79. Samsung SGH-I777 Galaxy S II	329	41.34%	136	17.33%	5.93	
<input type="checkbox"/>	80. Samsung SGH-T889 Galaxy Note II	329	79.33%	261	17.33%	6.38	
<input type="checkbox"/>	81. Samsung SGH-T959 Vibrant	329	24.01%	79	10.33%	12.10	
<input type="checkbox"/>	82. Motorola XT923 Droid Razer HD	317	46.37%	147	35.65%	6.79	
<input type="checkbox"/>	83. ZTE X501 Groove	317	50.16%	159	17.98%	5.33	
<input type="checkbox"/>	84. Motorola MB855 Photon	306	0.00%	0	51.96%	4.19	
<input type="checkbox"/>	85. Samsung SCH-R760 Galaxy S II	306	29.74%	91	3.59%	7.04	
<input type="checkbox"/>	86. Samsung SGH-I497 Galaxy Tab 2 10.1	306	33.33%	102	7.52%	16.42	
<input type="checkbox"/>	87. Toshiba AT100	306	33.33%	102	25.82%	10.30	
<input type="checkbox"/>	88. Motorola MB860 Atrix	295	46.10%	136	34.58%	5.31	
<input type="checkbox"/>	89. BlackBerry 9810 Torch 4G	272	12.50%	34	4.04%	9.92	
<input type="checkbox"/>	90. LogicPD Zoom2 Barnes & Noble Nook Color	272	12.50%	34	25.00%	6.67	
<input type="checkbox"/>	91. Samsung SGH-T759 Exhibit 4G	238	23.95%	57	23.95%	5.81	
<input type="checkbox"/>	92. Samsung SM-N900P Galaxy Note 3	238	9.66%	23	66.81%	3.10	
<input type="checkbox"/>	93. T-Mobile G2 Touch HTC Sapphire	238	28.57%	68	33.19%	4.05	
<input type="checkbox"/>	94. Asus TF300T Transformer Pad TF300T	227	29.96%	68	14.98%	27.72	
<input type="checkbox"/>	95. Motorola MB865 Atrix 2	227	29.96%	68	44.93%	5.10	
<input type="checkbox"/>	96. Samsung SCH-i405 Stratosphere	227	49.78%	113	19.82%	9.94	
<input type="checkbox"/>	97. Samsung SCH-i905 Galaxy Tab 10.1 4G	227	0.00%	0	4.85%	22.28	
<input type="checkbox"/>	98. Samsung SCH-I915 Galaxy Tab 2 10.1	227	4.85%	11	14.98%	3.95	
<input type="checkbox"/>	99. Samsung SGH-T999L Galaxy SIII LTE	227	40.09%	91	4.85%	10.09	
<input type="checkbox"/>	100. LG LG730 Venice	215	10.70%	23	52.56%	2.69	
<input type="checkbox"/>	101. Motorola Xoom	215	15.81%	34	5.12%	10.81	
<input type="checkbox"/>	102. Samsung SCH-S720C Galaxy Proclaim	215	26.51%	57	10.70%	13.60	
<input type="checkbox"/>	103. Samsung SPH-M820 Galaxy Prevail	215	47.44%	102	10.70%	6.49	

micmor@okcounty.org [Settings](#) [My Account](#) [Sign out](#)
[Admin](#) [Help](#)

		Acquisition			Behavior		
Mobile Device Info		Visits	% New Visits	New Visits	Bounce Rate	Pages / Visit	Average Duration
http://www.oklahomacounty.org/assessor - http://www.oklahomacounty.org/assessor		Reporting			Customization		
		478,293	27.60%	132,017	21.71%	8.08	00
		% of Total: 16.89% (2,832,633)	Site Avg: 23.33% (18.29%)	% of Total: 19.97% (660,992)	Site Avg: 13.63% (59.28%)	Site Avg: 10.90 (-25.86%)	
<input type="checkbox"/>	Barnes and Noble BNTV600 Nook HD+ Tablet						
<input type="checkbox"/>	105. Samsung SCH-R950 Galaxy Note II	204	66.67%	136	33.33%	3.95	
<input type="checkbox"/>	106. Samsung SM-N900A Galaxy Note 3	204	61.27%	125	27.94%	8.11	
<input type="checkbox"/>	107. T-Mobile U8651T Prism	204	44.61%	91	11.27%	9.34	
<input type="checkbox"/>	108. ZTE N861 Warp	193	23.32%	45	64.77%	1.88	
<input type="checkbox"/>	109. HTC APA7373KT EVO Shift 4G	181	18.78%	34	6.08%	6.89	
<input type="checkbox"/>	110. Motorola DroidX	181	43.65%	79	43.65%	4.13	
<input type="checkbox"/>	111. Nokia Lumia 900	181	69.06%	125	18.78%	7.90	
<input type="checkbox"/>	112. Samsung GT-P3100 Galaxy Tab 2 7.0	181	6.08%	11	12.71%	4.82	
<input type="checkbox"/>	113. HTC PC36100 EVO 4G	170	53.53%	91	26.47%	4.14	
<input type="checkbox"/>	114. LG VM696 Optimus Elite	170	40.00%	68	33.53%	6.74	
<input type="checkbox"/>	115. Samsung GT-N8013 Galaxy Note 10.1 WiFi	170	66.47%	113	6.47%	14.34	
<input type="checkbox"/>	116. Samsung SGH-i927 Captivate Glide	170	46.47%	79	13.53%	6.41	
<input type="checkbox"/>	117. LG C800 myTouch Q	159	28.30%	45	21.38%	7.20	
<input type="checkbox"/>	118. LG LS670 Optimus S	159	71.07%	113	28.30%	4.99	
<input type="checkbox"/>	119. LG US730 Splendor	159	21.38%	34	14.47%	12.13	
<input type="checkbox"/>	120. LG VS840 4G Lucid	159	6.92%	11	14.47%	7.06	
<input type="checkbox"/>	121. Samsung SPH-M580 Replenish	159	28.30%	45	0.00%	6.13	
<input type="checkbox"/>	122. BlackBerry 9780	147	15.65%	23	23.13%	10.41	
<input type="checkbox"/>	123. HTC T9292 HD7	147	38.78%	57	15.65%	7.41	
<input type="checkbox"/>	124. Motorola xt875 Droid Bionic	147	69.39%	102	53.74%	3.32	
<input type="checkbox"/>	125. Nokia Lumia 822	147	38.78%	57	0.00%	13.50	
<input type="checkbox"/>	126. Google Nexus 10	136	33.09%	45	33.09%	11.42	
<input type="checkbox"/>	127. HTC ADR6400L Thunderbolt 4G	136	50.00%	68	25.00%	5.75	
<input type="checkbox"/>	128. HTC PJ401 One S	136	58.09%	79	41.91%	6.34	
<input type="checkbox"/>	129. HTC Sensation 4G	136	16.91%	23	25.00%	12.67	
<input type="checkbox"/>	130. Pantech ADR8995 4G Breakout	136	25.00%	34	8.09%	7.75	
<input type="checkbox"/>	131. Samsung GT-N7000 Galaxy Note	136	16.91%	23	25.00%	9.01	
<input type="checkbox"/>	132. Samsung SCH-R930 Galaxy S Aviator	136	33.09%	45	75.00%	2.58	
<input type="checkbox"/>	133. Samsung SPH-M910 Intercept	136	41.91%	57	41.91%	5.25	
<input type="checkbox"/>	134. BlackBerry 9900 Dakota	125	36.00%	45	18.40%	13.24	

micmor@okcounty.org

[Settings](#)

[My Account](#)

[Sign out](#)

[Admin](#)

[Help](#)

Mobile Device Info		Acquisition			Behavior		
		Visits	% New Visits	New Visits	Bounce Rate	Pages / Visit	Average Duration
http://www.oklahomacounty.org/assessor www.oklahomacounty.org/assessor		478,293	27.60%	132,017	21.71%	8.08	00
		% of Total: 16.89% (2,832,633)	Site Avg: 23.33% (18.29%)	% of Total: 19.97% (660,992)	Site Avg: 13.63% (59.28%)	Site Avg: 10.90 (-25.86%)	
<input type="checkbox"/>	135. Samsung SCH-I535 Galaxy SIII	125	0.00%	0	0.00%	7.34	
<input type="checkbox"/>	136. Samsung SGH-I467 Galaxy Note 8.0	125	36.00%	45	8.80%	7.71	
<input type="checkbox"/>	137. ZTE V768 Concord	125	81.60%	102	18.40%	9.16	
<input type="checkbox"/>	138. Asus TF101 Eee Pad Transformer TF101	113	80.53%	91	9.73%	9.53	
<input type="checkbox"/>	139. Asus TF700T Transformer Pad TF700T	113	90.27%	102	9.73%	17.06	
<input type="checkbox"/>	140. HTC HTC6435LVW Droid DNA	113	50.44%	57	60.18%	2.11	
<input type="checkbox"/>	141. LG VS930 Spectrum 2	113	39.82%	45	20.35%	5.32	
<input type="checkbox"/>	142. Motorola Electrify	113	60.18%	68	30.09%	8.33	
<input type="checkbox"/>	143. Samsung SGH-M919 Galaxy S IV	113	39.82%	45	60.18%	7.12	
<input type="checkbox"/>	144. Samsung SPH-D710BST Galaxy SIII Epic 4G Touch	113	50.44%	57	9.73%	3.72	
<input type="checkbox"/>	145. Barnes and Noble BNTV250 NOOK Tablet	102	44.12%	45	22.55%	8.00	
<input type="checkbox"/>	146. HTC myTouch 4G Slide	102	33.33%	34	22.55%	6.00	
<input type="checkbox"/>	147. HTC Radar 4G	102	22.55%	23	22.55%	7.45	
<input type="checkbox"/>	148. HTC Z710 Sensation	102	44.12%	45	33.33%	4.33	
<input type="checkbox"/>	149. LG L38C Optimus Dynamic	102	55.88%	57	33.33%	4.12	
<input type="checkbox"/>	150. Samsung SGH-I897 Galaxy S Captivate	102	66.67%	68	10.78%	7.00	
<input type="checkbox"/>	151. Samsung SGH-T499 Dart	102	55.88%	57	22.55%	4.89	
<input type="checkbox"/>	152. Samsung SPH-M830 Galaxy Rush	102	33.33%	34	22.55%	7.33	
<input type="checkbox"/>	153. HP Touchpad	91	25.27%	23	49.45%	7.10	
<input type="checkbox"/>	154. HTC PM63100 One X+	91	12.09%	11	12.09%	6.35	
<input type="checkbox"/>	155. LG E980 Optimus G Pro	91	49.45%	45	25.27%	4.11	
<input type="checkbox"/>	156. Samsung SCH-I535 Galaxy S3	91	49.45%	45	25.27%	5.11	
<input type="checkbox"/>	157. Samsung SGH-T779 Galaxy Tab 2 10.1	91	25.27%	23	49.45%	9.85	
<input type="checkbox"/>	158. Samsung SGH-T839 T-Mobile Sidekick 4G	91	37.36%	34	25.27%	19.56	
<input type="checkbox"/>	159. Samsung SM-T210R Galaxy Tab 3 7.0	91	25.27%	23	0.00%	18.93	
<input type="checkbox"/>	160. HTC ADR6285 Hero S	79	43.04%	34	29.11%	3.58	
<input type="checkbox"/>	161. HTC ADR6425LVW Rezound	79	43.04%	34	0.00%	6.75	
<input type="checkbox"/>	162. Kyocera C5170 Hydro C5170	79	72.15%	57	43.04%	4.89	
<input type="checkbox"/>	163. LG P509 Optimus T	79	43.04%	34	29.11%	5.03	
<input type="checkbox"/>	164. Pantech P8010 Flex	79	56.96%	45	13.92%	4.30	

micmor@okcounty.org

[Settings](#)

[My Account](#)

[Sign out](#)

[Admin](#)

[Help](#)

		Acquisition			Behavior		
Mobile Device Info		Visits	% New Visits	New Visits	Bounce Rate	Pages / Visit	Average Duration
http://www.oklahomacounty.org/assessor - http://www.oklahomacounty.org/assessor		Reporting			Customization		
		478,293	27.60%	132,017	21.71%	8.08	00
		% of Total: 16.89% (2,832,633)	Site Avg: 23.33% (18.29%)	% of Total: 19.97% (660,992)	Site Avg: 13.63% (59.28%)	Site Avg: 10.90 (-25.86%)	
<input type="checkbox"/>	165. Samsung SCH-I510 Droid Charge	79	43.04%	34	29.11%	4.89	
<input type="checkbox"/>	166. Samsung SGH-I527 Galaxy Mega 6.3	79	13.92%	11	29.11%	7.47	
<input type="checkbox"/>	167. Samsung SGH-T699 Galaxy S Relay 4G	79	43.04%	34	29.11%	2.58	
<input type="checkbox"/>	168. T-Mobile myTouch myTouch	79	56.96%	45	43.04%	3.44	
<input type="checkbox"/>	169. Barnes and Noble BNTV250A NOOK Tablet	68	33.82%	23	0.00%	43.51	
<input type="checkbox"/>	170. BlackBerry 8530 Curve	68	50.00%	34	0.00%	9.68	
<input type="checkbox"/>	171. Casio C771 G'zOne	68	50.00%	34	66.18%	4.16	
<input type="checkbox"/>	172. HTC ADR6330 Rhyme	68	50.00%	34	33.82%	3.16	
<input type="checkbox"/>	173. HTC Glacier	68	33.82%	23	0.00%	5.84	
<input type="checkbox"/>	174. LG E739BK myTouch E739BK	68	100.00%	68	16.18%	8.84	
<input type="checkbox"/>	175. Samsung SCH-R530C Galaxy SIII	68	66.18%	45	16.18%	4.16	
<input type="checkbox"/>	176. Samsung SGH-I577 Exhilarate	68	83.82%	57	16.18%	6.68	
<input type="checkbox"/>	177. Samsung SGH-i677 Focus Flash	68	66.18%	45	33.82%	9.68	
<input type="checkbox"/>	178. Samsung SGH-i917 Omnia 7	68	16.18%	11	16.18%	8.68	
<input type="checkbox"/>	179. Samsung SPH-930 Transform Ultra	68	66.18%	45	33.82%	2.50	
<input type="checkbox"/>	180. Samsung YP-G70 Galaxy Player 5	68	50.00%	34	0.00%	12.18	
<input type="checkbox"/>	181. T-Mobile myTouch myTouch Q	68	33.82%	23	33.82%	5.84	
<input type="checkbox"/>	182. BlackBerry 9360 Curve	57	40.35%	23	40.35%	5.56	
<input type="checkbox"/>	183. BlackBerry 9700 Bold	57	19.30%	11	19.30%	2.19	
<input type="checkbox"/>	184. Google Nexus S 4G	57	19.30%	11	19.30%	4.77	
<input type="checkbox"/>	185. HTC C525c One SV	57	19.30%	11	19.30%	7.96	
<input type="checkbox"/>	186. HTC Desire HD	57	100.00%	57	40.35%	3.18	
<input type="checkbox"/>	187. HTC Ville One S	57	19.30%	11	19.30%	3.39	
<input type="checkbox"/>	188. Huawei U8652 Fusion for AT&T	57	40.35%	23	19.30%	3.98	
<input type="checkbox"/>	189. LG LG855 Marquee	57	59.65%	34	19.30%	10.74	
<input type="checkbox"/>	190. LG P999 T-Mobile G2x	57	0.00%	0	19.30%	4.58	
<input type="checkbox"/>	191. LG VM670 Optimus V	57	100.00%	57	59.65%	4.58	
<input type="checkbox"/>	192. Motorola XT1080 Ultra	57	100.00%	57	40.35%	5.37	
<input type="checkbox"/>	193. Nokia Lumia 820	57	100.00%	57	59.65%	8.16	
<input type="checkbox"/>	194. Samsung GT-P6210 Samsung Galaxy Tab 7.0 Plus	57	19.30%	11	0.00%	6.37	
<input type="checkbox"/>	195. Samsung SCH-I200 Galaxy	57	78.95%	45	19.30%	3.58	

micmor@okcounty.org [Settings](#) [My Account](#) [Sign out](#)
[Admin](#) [Help](#)

		Acquisition			Behavior		
Mobile Device Info		Visits	% New Visits	New Visits	Bounce Rate	Pages / Visit	Average Duration
http://www.oklahomacounty.org/assessor - www.oklahomacounty.org/assessor		Reporting	Reporting	Reporting	Customization	Customization	Customization
		478,293 % of Total: 16.89% (2,832,633)	27.60% Site Avg: 23.33% (18.29%)	132,017 % of Total: 19.97% (660,992)	21.71% Site Avg: 13.63% (59.28%)	8.08 Site Avg: 10.90 (-25.86%)	00
<input type="checkbox"/>	196. Samsung SCH-I545 Galaxy S IV	57	100.00%	57	78.95%	1.39	
<input type="checkbox"/>	197. Samsung SCH-R530C Galaxy S III	57	78.95%	45	0.00%	10.54	
<input type="checkbox"/>	198. Samsung SCH-R830 Galaxy Axiom	57	78.95%	45	19.30%	4.58	
<input type="checkbox"/>	199. Samsung SPH-D600 Conquer	57	40.35%	23	40.35%	5.37	
<input type="checkbox"/>	200. Barnes and Noble BNTV400 Nook HD Tablet	45	24.44%	11	0.00%	9.33	
<input type="checkbox"/>	201. HTC Ville	45	24.44%	11	51.11%	3.78	
<input type="checkbox"/>	202. Huawei U8800-51 Impulse 4G for AT&T	45	51.11%	23	0.00%	5.29	
<input type="checkbox"/>	203. Lenovo K1	45	51.11%	23	0.00%	13.87	
<input type="checkbox"/>	204. LG LS840 Viper 4G LTE	45	24.44%	11	24.44%	4.78	
<input type="checkbox"/>	205. LG VM701 Optimus Slider	45	51.11%	23	24.44%	7.04	
<input type="checkbox"/>	206. LG VS870 4G Lucid 2	45	0.00%	0	0.00%	3.02	
<input type="checkbox"/>	207. Nokia Lumia 710	45	75.56%	34	0.00%	12.60	
<input type="checkbox"/>	208. Nokia Lumia 810	45	100.00%	45	0.00%	10.84	
<input type="checkbox"/>	209. Nokia Lumia 925	45	24.44%	11	24.44%	9.58	
<input type="checkbox"/>	210. RIM PlayBook	45	0.00%	0	100.00%	1.00	
<input type="checkbox"/>	211. Samsung GT-P1000 Galaxy Tab	45	75.56%	34	24.44%	18.40	
<input type="checkbox"/>	212. Samsung SCH-I535 4G Galaxy S3	45	24.44%	11	0.00%	7.56	
<input type="checkbox"/>	213. Samsung SGH-S959G Galaxy S II	45	24.44%	11	0.00%	6.80	
<input type="checkbox"/>	214. Samsung SPH-M900 Moment	45	51.11%	23	24.44%	5.53	
<input type="checkbox"/>	215. Samsung SPH-M920	45	24.44%	11	51.11%	3.02	
<input type="checkbox"/>	216. Asus Eee Pad TF201 Transformer Prime	34	100.00%	34	32.35%	2.68	
<input type="checkbox"/>	217. HTC ADR6300 Incredible	34	100.00%	34	67.65%	2.32	
<input type="checkbox"/>	218. HTC ADR6410LVW 4G Droid Incredible 4G LTE	34	67.65%	23	32.35%	6.68	
<input type="checkbox"/>	219. HTC Amaze 4G	34	67.65%	23	0.00%	24.00	
<input type="checkbox"/>	220. HTC APC715CKT EVO Design 4G	34	32.35%	11	32.35%	3.00	
<input type="checkbox"/>	221. HTC First	34	67.65%	23	0.00%	26.00	
<input type="checkbox"/>	222. HTC X515C EVO 3D	34	67.65%	23	32.35%	10.00	
<input type="checkbox"/>	223. Huawei M660	34	67.65%	23	0.00%	5.68	
<input type="checkbox"/>	224. Huawei M860 Ascend	34	100.00%	34	0.00%	11.35	
<input type="checkbox"/>	225. Kyocera M6000 Zio	34	67.65%	23	32.35%	5.32	
<input type="checkbox"/>	226. LG L35C Optimus Logic	34	100.00%	34	67.65%	11.35	

micmor@okcounty.org [Settings](#) [My Account](#) [Sign out](#)
[Admin](#) [Help](#)

		Acquisition			Behavior			micmor@okcounty.org Settings My Account Sign out	
Mobile Device Info		Visits	% New Visits	New Visits	Bounce Rate	Pages / Visit	Avg. Duration		
http://www.oklahomacounty.org/assessor - http://www.oklahomacounty.org/assessor		Reporting	Reporting	Reporting	Customization	Visit	Duration	Admin	Help
		478,293 % of Total: 16.89% (2,832,633)	27.60% Site Avg: 23.33% (18.29%)	132,017 % of Total: 19.97% (660,992)	21.71% Site Avg: 13.63% (59.28%)	8.08 Site Avg: 10.90 (-25.86%)	00:04 Site Avg: 00:00 (-25.86%)		
<input type="checkbox"/>	227. LG L55c Optimus Q	34	67.65%	23	67.65%	3.68	00		
<input type="checkbox"/>	228. LG LS855 Marquee	34	67.65%	23	100.00%	1.00	00		
<input type="checkbox"/>	229. LG MS695 Optimus M+	34	100.00%	34	32.35%	4.32	00		
<input type="checkbox"/>	230. LG MS770 Motion 4G	34	100.00%	34	67.65%	2.68	00		
<input type="checkbox"/>	231. LG VS920 4G Revolution 2	34	67.65%	23	32.35%	6.32	00		
<input type="checkbox"/>	232. Motorola MB520 Kobe	34	32.35%	11	32.35%	3.00	00		
<input type="checkbox"/>	233. Motorola MOTWX435KT Triumph	34	67.65%	23	32.35%	3.00	00		
<input type="checkbox"/>	234. Nokia Lumia 520	34	32.35%	11	0.00%	8.32	00		
<input type="checkbox"/>	235. Pandigital Novel	34	67.65%	23	0.00%	21.35	00		
<input type="checkbox"/>	236. RIM KBD	34	100.00%	34	0.00%	6.68	00		
<input type="checkbox"/>	237. Samsung SCH-R740C Galaxy Discover	34	67.65%	23	0.00%	12.00	00		
<input type="checkbox"/>	238. Samsung SGH-I437 Galaxy Express	34	100.00%	34	0.00%	7.00	00		
<input type="checkbox"/>	239. Samsung SGH-I547 Galaxy Rugby Pro	34	100.00%	34	32.35%	4.68	00		
<input type="checkbox"/>	240. Sony LT30a Xperia TL	34	32.35%	11	0.00%	10.68	00		
<input type="checkbox"/>	241. T-Mobile Garminfone	34	32.35%	11	0.00%	13.68	00		
<input type="checkbox"/>	242. Virgin Mobile Chaser	34	67.65%	23	0.00%	10.00	00		
<input type="checkbox"/>	243. ZTE Z990g Merit	34	100.00%	34	100.00%	1.00	00		
<input type="checkbox"/>	244. Acer A1-810	23	100.00%	23	0.00%	8.87	00		
<input type="checkbox"/>	245. Archos 80 G9	23	47.83%	11	47.83%	2.48	00		
<input type="checkbox"/>	246. BlackBerry 9350 Curve 9350	23	100.00%	23	47.83%	1.96	00		
<input type="checkbox"/>	247. BlackBerry 9850 Volt	23	47.83%	11	0.00%	4.91	00		
<input type="checkbox"/>	248. BlackBerry PlayBook	23	100.00%	23	0.00%	4.43	00		
<input type="checkbox"/>	249. HKC P771A	23	47.83%	11	47.83%	1.96	00		
<input type="checkbox"/>	250. HP Photosmart eStation	23	0.00%	0	0.00%	3.96	00		

Show rows: 250 Go to: 1 1 - 250 of 356

This report was generated on 1/3/14 at 9:18:20 AM - [Refresh Report](#)

Find reports & more

All Traffic

Jan 1, 2013 - Dec 31, 2013

Customize Email Export Add to Dashboard Shortcut

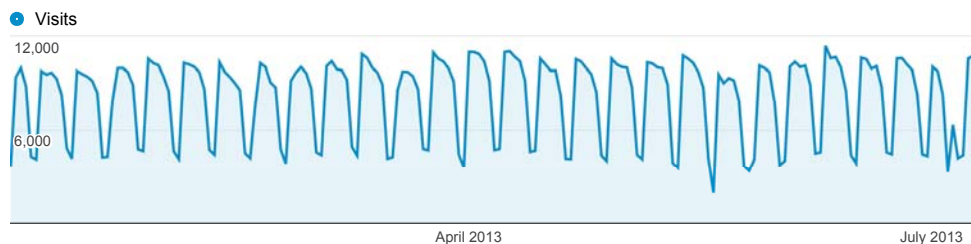


Explorer

Summary Site Usage Ecommerce

Visits vs. Select a metric

Day Week Month



Primary Dimension: Source / Medium Source Medium Keyword Other

Plot Rows Secondary dimension advanced

Sort Type: Default

Source / Medium	Acquisition			Behavior	
	Visits	% New Visits	New Visits	Bounce Rate	Pages per Visit
	2,832,633 <small>% of Total: 100.00% (2,832,633)</small>	23.36% <small>Site Avg: 23.33% (0.09%)</small>	661,603 <small>% of Total: 100.09% (660,992)</small>	13.63% <small>Site Avg: 13.63% (0.00%)</small>	10.9
1. (direct) / (none)	1,491,280	26.68%	397,936	13.91%	10
2. google / organic	843,356	21.31%	179,696	12.28%	11
3. bing / organic	157,962	20.58%	32,510	8.99%	13
4. yahoo / organic	104,036	22.88%	23,801	12.40%	12
5. oklahoma.latitudegeo.com / referral	70,184	1.86%	1,306	18.05%	9
6. okcmar.fusionmls.com / referral	27,124	7.14%	1,937	39.52%	5
7. okcmar.mlxtempo.com / referral	21,796	5.71%	1,245	28.66%	7
8. oklahomacounty.org / referral	21,524	7.78%	1,675	12.03%	11
9. aol / organic	10,362	22.35%	2,316	6.98%	14
10. google.com / referral	6,582	22.36%	1,472	9.04%	8
11. ask / organic	6,079	22.45%	1,365	10.86%	15
12. oklahomacity.craigslist.org / referral	5,344	17.25%	922	26.10%	11
13. ww2.cox.com / referral	3,787	26.33%	997	5.62%	19
14. avg / organic	3,744	19.93%	746	6.97%	13

MY STUFF

- Dashboards
- Private
- Downloads
- My Dashboard
- Reports
- Reports_2
- + New Dashboard

Shortcuts

Intelligence Events

STANDARD REPORTS

Real-Time

Audience

Overview

Demographics

Interests

Geo

Language

Location

Behavior

Technology

Browser & OS

Network

Mobile

Overview

Devices

Custom

Visitors Flow

Acquisition

Overview NEW

Channels NEW

All Traffic

All Referrals

Campaigns

Keywords

Cost Analysis BETA

AdWords		Reporting		Customer Acquisition			Behavior		Help
http://www.oklahomacounty.org/assessor - http://www.oklahomacounty.org/assessor									
<input type="checkbox"/> Social <input type="checkbox"/> Search Engine Optimization		<input type="checkbox"/> Source / Medium		Visits	% New Visits	New Visits	Bounce Rate	Pages Visited	
<input type="checkbox"/> Behavior				2,832,633 <small>% of Total: 100.00% (2,832,633)</small>	23.36% <small>Site Avg: 23.33% (0.09%)</small>	661,603 <small>% of Total: 100.09% (660,992)</small>	13.63% <small>Site Avg: 13.63% (0.00%)</small>	10.9 <small>Site Avg: 10.9 (0.00%)</small>	
<input type="checkbox"/> Conversions									
<input type="checkbox"/>	15.	homepath.com / referral		3,477	6.44%	224	15.96%	11	
<input type="checkbox"/>	16.	eeda.com / referral		3,164	5.12%	162	15.42%	11	
<input type="checkbox"/>	17.	search.mywebsearch.com / referral		2,938	25.32%	744	7.22%	14	
<input type="checkbox"/>	18.	okctalk.com / referral		2,858	11.86%	339	35.34%	8	
<input type="checkbox"/>	19.	finder.cox.net / referral		2,250	17.02%	383	10.22%	14	
<input type="checkbox"/>	20.	infozone / referral		2,215	4.15%	92	8.76%	9	
<input type="checkbox"/>	21.	opia.com / referral		1,755	64.62%	1,134	48.77%	4	
<input type="checkbox"/>	22.	thelostogle.com / referral		1,588	43.45%	690	54.60%	5	
<input type="checkbox"/>	23.	departments / referral		1,406	14.30%	201	6.54%	12	
<input type="checkbox"/>	24.	facebook.com / referral		1,285	21.56%	277	33.77%	6	
<input type="checkbox"/>	25.	okcountyassessors.org / referral		1,156	15.57%	180	10.12%	9	
<input type="checkbox"/>	26.	hiddenvalleyre.com / referral		1,136	22.36%	254	21.83%	11	
<input type="checkbox"/>	27.	clevelandcountyassessor.us / referral		1,124	24.47%	275	9.70%	11	
<input type="checkbox"/>	28.	us-mg6.mail.yahoo.com / referral		1,034	13.93%	144	21.47%	11	
<input type="checkbox"/>	29.	search-results / organic		967	29.58%	286	7.65%	13	
<input type="checkbox"/>	30.	babylon / organic		907	27.23%	247	6.73%	17	
<input type="checkbox"/>	31.	tfcuokopcsqkr01.tkrmt.fcuintra.net:10040 / referral		881	69.13%	609	2.61%	6	
<input type="checkbox"/>	32.	us-mg5.mail.yahoo.com / referral		802	14.21%	114	25.31%	7	
<input type="checkbox"/>	33.	36ohk6dgmcd1n-c.c.yom.mail.yahoo.net / referral		748	0.67%	5	20.32%	8	
<input type="checkbox"/>	34.	johntv.com / referral		650	73.54%	478	69.85%	3	
<input type="checkbox"/>	35.	start.toshiba.com / referral		580	12.07%	70	10.00%	16	
<input type="checkbox"/>	36.	edmondok.com / referral		569	52.20%	297	16.17%	12	
<input type="checkbox"/>	37.	orenusa.com / referral		554	3.79%	21	18.77%	9	
<input type="checkbox"/>	38.	dogpile.com / referral		510	41.57%	212	10.20%	12	
<input type="checkbox"/>	39.	192.168.33.1 / referral		500	0.60%	3	13.00%	9	
<input type="checkbox"/>	40.	tech.homesokc.com / referral		500	12.20%	61	30.20%	6	
<input type="checkbox"/>	41.	publiclibraries.com / referral		489	73.62%	360	24.34%	7	
<input type="checkbox"/>	42.	swagbucks.com / referral		481	32.64%	157	5.61%	14	
<input type="checkbox"/>	43.	m.facebook.com / referral		456	83.33%	380	72.37%	1	
<input type="checkbox"/>	44.	192.168.4.200 / referral		450	0.22%	1	12.44%	13	
<input type="checkbox"/>	45.	companyweb / referral		416	67.55%	281	3.85%	11	
<input type="checkbox"/>	46.	notify.bluecoat.com / referral		386	0.26%	1	3.11%	6	
<input type="checkbox"/>	47.	my.yahoo.com / referral		365	15.07%	55	18.90%	11	

Source / Medium	Acquisition		Reporting		Customization		Behavior
	Visits	% New Visits	New Visits	Bounce Rate	Page Visit		
http://www.oklahomacounty.org/assessor - http://www.oklahomacounty.org/assessor	2,832,633 <small>% of Total: 100.00% (2,832,633)</small>	23.36% <small>Site Avg: 23.33% (0.09%)</small>	661,603 <small>% of Total: 100.09% (660,992)</small>	13.63% <small>Site Avg: 13.63% (0.00%)</small>	10.9		
<input type="checkbox"/> 48. webcrawler.com / referral	360	34.17%	123	16.94%	13		
<input type="checkbox"/> 49. dirtsearch.org / referral	359	81.34%	292	52.37%	2		
<input type="checkbox"/> 50. okwp.circ10.dcn / referral	347	36.89%	128	1.44%	11		
<input type="checkbox"/> 51. gis-app / referral	339	0.00%	0	64.01%	1		
<input type="checkbox"/> 52. midwestcityok.org / referral	337	7.42%	25	17.51%	11		
<input type="checkbox"/> 53. search.tb.ask.com / referral	337	33.83%	114	12.76%	12		
<input type="checkbox"/> 54. netdev / referral	325	0.00%	0	14.15%	7		
<input type="checkbox"/> 55. us.wow.com / referral	325	44.31%	144	14.15%	13		
<input type="checkbox"/> 56. levy.reapplications.com / referral	310	13.23%	41	6.13%	7		
<input type="checkbox"/> 57. us.mc814.mail.yahoo.com / referral	298	0.00%	0	8.05%	14		
<input type="checkbox"/> 58. okgazette.com / referral	297	27.27%	81	41.41%	6		
<input type="checkbox"/> 59. search / organic	287	0.00%	0	2.09%	14		
<input type="checkbox"/> 60. by149w.bay149.mail.live.com / referral	265	0.00%	0	3.77%	10		
<input type="checkbox"/> 61. claro-search.com / referral	263	5.70%	15	7.98%	10		
<input type="checkbox"/> 62. www2.inbox.com / referral	253	17.39%	44	5.93%	16		
<input type="checkbox"/> 63. r.duckduckgo.com / referral	240	46.67%	112	8.75%	9		
<input type="checkbox"/> 64. tinyurl.com / referral	237	0.00%	0	35.86%	7		
<input type="checkbox"/> 65. mysearchresults.com / referral	236	36.86%	87	6.36%	14		
<input type="checkbox"/> 66. search.incredibar.com / referral	236	19.49%	46	10.17%	8		
<input type="checkbox"/> 67. info.com / referral	224	40.62%	91	16.96%	9		
<input type="checkbox"/> 68. okc.about.com / referral	219	63.47%	139	35.16%	6		
<input type="checkbox"/> 69. bookmarks.yahoo.com / referral	209	22.97%	48	8.13%	15		
<input type="checkbox"/> 70. us-mg205.mail.yahoo.com / referral	205	20.49%	42	35.12%	9		
<input type="checkbox"/> 71. neighborhoodsplus.com / referral	200	1.00%	2	4.50%	7		
<input type="checkbox"/> 72. yahoo.com / referral	199	1.01%	2	43.22%	8		
<input type="checkbox"/> 73. us.mg205.mail.yahoo.com / referral	181	20.44%	37	30.39%	7		
<input type="checkbox"/> 74. publicrecords.onlinesearchas.com / referral	179	41.90%	75	13.41%	13		
<input type="checkbox"/> 75. search.pch.com / referral	179	20.11%	36	7.26%	19		
<input type="checkbox"/> 76. search.netzero.net / referral	176	10.23%	18	2.84%	22		
<input type="checkbox"/> 77. incredimail / organic	175	13.71%	24	5.14%	9		
<input type="checkbox"/> 78. homesofokcinc.com / referral	167	0.00%	0	56.89%	2		
<input type="checkbox"/> 79. prestonhills.com / referral	166	30.12%	50	3.01%	11		
<input type="checkbox"/> 80. oktax.state.ok.us / referral	165	0.00%	0	32.12%	4		

Admin Help

Source / Medium	Acquisition		Reporting		Customization		Behavior
	Visits	% New Visits	New Visits	Bounce Rate	Page Visit		
http://www.oklahomacounty.org/assessor - http://www.oklahomacounty.org/assessor	2,832,633 <small>% of Total: 100.00% (2,832,633)</small>	23.36% <small>Site Avg: 23.33% (0.09%)</small>	661,603 <small>% of Total: 100.09% (660,992)</small>	13.63% <small>Site Avg: 13.63% (0.00%)</small>	10.9		
<input type="checkbox"/> 82. realestatepropertytaxes.com / referral	161	55.28%	89	19.25%	9		
<input type="checkbox"/> 83. swintranet.firstam.net / referral	151	31.79%	48	7.95%	4		
<input type="checkbox"/> 84. us.mc1123.mail.yahoo.com / referral	147	0.00%	0	3.40%	10		
<input type="checkbox"/> 85. search.snapdo.com / referral	146	41.10%	60	6.85%	12		
<input type="checkbox"/> 86. okcounty.org / referral	145	0.00%	0	44.14%	7		
<input type="checkbox"/> 87. comcast / organic	144	40.97%	59	13.19%	7		
<input type="checkbox"/> 88. search.alot.com / referral	143	16.08%	23	6.99%	16		
<input type="checkbox"/> 89. 36ohk6dgmcd1n.yom.mail.yahoo.net / referral	142	0.00%	0	34.51%	6		
<input type="checkbox"/> 90. searchmobileonline.com / referral	138	24.64%	34	23.91%	6		
<input type="checkbox"/> 91. cache / referral	136	7.35%	10	4.41%	11		
<input type="checkbox"/> 92. intranet2.homeworxusa.com / referral	136	3.68%	5	21.32%	12		
<input type="checkbox"/> 93. search.snap.do / referral	136	14.71%	20	5.88%	15		
<input type="checkbox"/> 94. mrscottcheek.com / referral	133	0.00%	0	21.05%	11		
<input type="checkbox"/> 95. portal.tds.net / referral	131	29.77%	39	8.40%	17		
<input type="checkbox"/> 96. us.mg201.mail.yahoo.com / referral	131	0.00%	0	2.29%	11		
<input type="checkbox"/> 97. email01.secureserver.net / referral	130	0.00%	0	3.08%	8		
<input type="checkbox"/> 98. newsok.com / referral	129	18.60%	24	12.40%	11		
<input type="checkbox"/> 99. homepath.com / referral	128	0.00%	0	4.69%	20		
<input type="checkbox"/> 100. search.swagbucks.com / referral	126	9.52%	12	13.49%	9		
<input type="checkbox"/> 101. ffbweb / referral	124	5.65%	7	8.87%	18		
<input type="checkbox"/> 102. search.yahoo.com / referral	124	56.45%	70	11.29%	11		
<input type="checkbox"/> 103. blekko.com / referral	118	30.51%	36	9.32%	15		
<input type="checkbox"/> 104. home.myhughesnet.com / referral	118	12.71%	15	38.14%	25		
<input type="checkbox"/> 105. start.funmoods.com / referral	118	55.93%	66	5.93%	38		
<input type="checkbox"/> 106. wiginprop.com / referral	117	0.85%	1	15.38%	24		
<input type="checkbox"/> 107. 74.125.225.81 / referral	115	0.00%	0	0.87%	22		
<input type="checkbox"/> 108. c21goldcastleacademy.com / referral	113	20.35%	23	15.04%	7		
<input type="checkbox"/> 109. realmarketing.com / referral	112	37.50%	42	9.82%	8		
<input type="checkbox"/> 110. tulsa.craigslist.org / referral	105	58.10%	61	55.24%	6		
<input type="checkbox"/> 111. virtualglobetrotting.com / referral	105	53.33%	56	49.52%	5		
<input type="checkbox"/> 112. mail.aol.com / referral	104	10.58%	11	23.08%	8		
<input type="checkbox"/> 113. acogmaps.org / referral	100	6.00%	6	34.00%	5		
<input type="checkbox"/> 114. by159w.bay159.mail.live.com / referral	100	1.00%	1	1.00%	8		

Admin Help

Source / Medium	Acquisition	Reporting	Customization	Behavior	
	Visits	% New Visits	New Visits	Bounce Rate	Page Visit
http://www.oklahomacounty.org/assessor - http://www.oklahomacounty.org/assessor	2,832,633 <small>% of Total: 100.00% (2,832,633)</small>	23.36% <small>Site Avg: 23.33% (0.09%)</small>	661,603 <small>% of Total: 100.09% (660,992)</small>	13.63% <small>Site Avg: 13.63% (0.00%)</small>	10.9 <small>Site # 10 (0.00%)</small>
<input type="checkbox"/> 115. searchmd.com / referral	99	8.08%	8	7.07%	8
<input type="checkbox"/> 116. us.mc1226.mail.yahoo.com / referral	99	0.00%	0	1.01%	24
<input type="checkbox"/> 117. searchonnet.com / referral	94	0.00%	0	27.66%	4
<input type="checkbox"/> 118. us-mg206.mail.yahoo.com / referral	93	7.53%	7	11.83%	12
<input type="checkbox"/> 119. us.mg204.mail.yahoo.com / referral	92	7.61%	7	27.17%	4
<input type="checkbox"/> 120. us-mg4.mail.yahoo.com / referral	91	27.47%	25	34.07%	4
<input type="checkbox"/> 121. dailythunder.com / referral	89	70.79%	63	69.66%	2
<input type="checkbox"/> 122. sn123w.snt123.mail.live.com / referral	89	0.00%	0	1.12%	11
<input type="checkbox"/> 123. ok-edmond.civicplus.com / referral	88	31.82%	28	22.73%	8
<input type="checkbox"/> 124. batchgeo.com / referral	86	19.77%	17	24.42%	10
<input type="checkbox"/> 125. www1.dlinksearch.com / referral	85	9.41%	8	3.53%	12
<input type="checkbox"/> 126. 1800cbd.99k.org / referral	84	27.38%	23	39.29%	9
<input type="checkbox"/> 127. xmarks.com / referral	84	34.52%	29	11.90%	15
<input type="checkbox"/> 128. amazon.com / referral	81	32.10%	26	18.52%	10
<input type="checkbox"/> 129. search.com / referral	79	3.80%	3	10.13%	7
<input type="checkbox"/> 130. info / referral	78	6.41%	5	10.26%	7
<input type="checkbox"/> 131. crecokc.com / referral	77	0.00%	0	11.69%	79
<input type="checkbox"/> 132. tmob.search-help.net / referral	77	32.47%	25	20.78%	8
<input type="checkbox"/> 133. bg7.pieos.com:8082 / referral	76	27.63%	21	2.63%	8
<input type="checkbox"/> 134. isearch.fantastigames.com / referral	76	23.68%	18	11.84%	12
<input type="checkbox"/> 135. law.okcu.libguides.com / referral	76	65.79%	50	35.53%	9
<input type="checkbox"/> 136. onepropokc.com / referral	75	68.00%	51	12.00%	11
<input type="checkbox"/> 137. us.mc1125.mail.yahoo.com / referral	73	0.00%	0	38.36%	3
<input type="checkbox"/> 138. abandonedok.com / referral	72	41.67%	30	48.61%	12
<input type="checkbox"/> 139. baidu / organic	72	8.33%	6	15.28%	7
<input type="checkbox"/> 140. webmailb.netzero.net / referral	72	0.00%	0	4.17%	22
<input type="checkbox"/> 141. omegainvestments.webs.com / referral	71	0.00%	0	19.72%	11
<input type="checkbox"/> 142. c21townandcountry.net / referral	70	0.00%	0	24.29%	8
<input type="checkbox"/> 143. bb.mycricket.com / referral	65	38.46%	25	9.23%	18
<input type="checkbox"/> 144. mc27p01 / referral	61	14.75%	9	34.43%	6
<input type="checkbox"/> 145. my.msn.com / referral	58	6.90%	4	1.72%	12
<input type="checkbox"/> 146. moon.ouhsc.edu / referral	57	35.09%	20	19.30%	14
<input type="checkbox"/> 147. scotttitle.com / referral	56	57.14%	32	1.79%	27

Admin Help

Source / Medium	Acquisition		Reporting		Customization		Behavior
	Visits	% New Visits	New Visits	Bounce Rate	Page Visit		
http://www.oklahomacounty.org/assessor - http://www.oklahomacounty.org/assessor	2,832,633 <small>% of Total: 100.00% (2,832,633)</small>	23.36% <small>Site Avg: 23.33% (0.09%)</small>	661,603 <small>% of Total: 100.09% (660,992)</small>	13.63% <small>Site Avg: 13.63% (0.00%)</small>	10.9	10	0.0
<input type="checkbox"/> 149. bing.com / referral	55	14.55%	8	29.09%	11		
<input type="checkbox"/> 150. okc.gov / referral	55	12.73%	7	20.00%	6		
<input type="checkbox"/> 151. fantastigames.metacrawler.com / referral	54	18.52%	10	5.56%	11		
<input type="checkbox"/> 152. skipease.com / referral	52	50.00%	26	13.46%	9		
<input type="checkbox"/> 153. ok.gov / referral	51	39.22%	20	19.61%	11		
<input type="checkbox"/> 154. pecproperties / referral	51	1.96%	1	13.73%	13		
<input type="checkbox"/> 155. personalpages.tds.net / referral	51	50.98%	26	5.88%	8		
<input type="checkbox"/> 156. pageset.com / referral	50	12.00%	6	2.00%	11		
<input type="checkbox"/> 157. us.mc1817.mail.yahoo.com / referral	50	4.00%	2	6.00%	21		
<input type="checkbox"/> 158. duckduckgo.com / referral	48	45.83%	22	8.33%	8		
<input type="checkbox"/> 159. k9safesearch.com / referral	48	20.83%	10	12.50%	9		
<input type="checkbox"/> 160. m.dogpile.com / referral	48	16.67%	8	10.42%	11		
<input type="checkbox"/> 161. search.genieo.com / referral	46	26.09%	12	8.70%	11		
<input type="checkbox"/> 162. search.peoplepc.com / referral	46	15.22%	7	4.35%	19		
<input type="checkbox"/> 163. toolbar.inbox.com / referral	46	50.00%	23	4.35%	11		
<input type="checkbox"/> 164. searchbunnie.com / referral	44	29.55%	13	20.45%	8		
<input type="checkbox"/> 165. 10.5.50.1 / referral	43	0.00%	0	0.00%	9		
<input type="checkbox"/> 166. search.smilebox.com / referral	43	18.60%	8	9.30%	7		
<input type="checkbox"/> 167. passthrough.fw-notify.net / referral	42	2.38%	1	2.38%	8		
<input type="checkbox"/> 168. distinctlyoklahoma.com / referral	41	2.44%	1	9.76%	9		
<input type="checkbox"/> 169. my.myway.com / referral	41	0.00%	0	4.88%	8		
<input type="checkbox"/> 170. 10.126.58.73:10080 / referral	40	0.00%	0	2.50%	10		
<input type="checkbox"/> 171. metacrawler.com / referral	40	42.50%	17	10.00%	9		
<input type="checkbox"/> 172. sn127w.snt127.mail.live.com / referral	40	0.00%	0	2.50%	27		
<input type="checkbox"/> 173. webmail.earthlink.net / referral	40	2.50%	1	22.50%	4		
<input type="checkbox"/> 174. cpcins2k8 / referral	39	2.56%	1	10.26%	12		
<input type="checkbox"/> 175. search.earthlink.net / referral	39	61.54%	24	17.95%	11		
<input type="checkbox"/> 176. okcmar.org / referral	38	21.05%	8	34.21%	7		
<input type="checkbox"/> 177. redbudrealty-ok.com / referral	38	5.26%	2	34.21%	5		
<input type="checkbox"/> 178. bettspi.com / referral	37	45.95%	17	13.51%	16		
<input type="checkbox"/> 179. us-mg204.mail.yahoo.com / referral	37	27.03%	10	32.43%	10		
<input type="checkbox"/> 180. us.mc1607.mail.yahoo.com / referral	37	0.00%	0	0.00%	9		
<input type="checkbox"/> 181. kfor.com / referral	36	0.00%	0	36.11%	2		

Admin Help

Source / Medium	Acquisition		Reporting		Customization		Behavior
	Visits	% New Visits	New Visits	Bounce Rate	Page Visit		
http://www.oklahomacounty.org/assessor - http://www.oklahomacounty.org/assessor	2,832,633 <small>% of Total: 100.00% (2,832,633)</small>	23.36% <small>Site Avg: 23.33% (0.09%)</small>	661,603 <small>% of Total: 100.09% (660,992)</small>	13.63% <small>Site Avg: 13.63% (0.00%)</small>	10.9		
182. scaug.org / referral	36	2.78%	1	11.11%	9		
183. search.searchcompletion.com / referral	36	36.11%	13	25.00%	7		
184. tab.bz / referral	36	0.00%	0	22.22%	12		
185. us.bookmarks.yahoo.com / referral	36	30.56%	11	11.11%	10		
186. us.mg4.mail.yahoo.com / referral	36	2.78%	1	69.44%	1		
187. foreclosure.com / referral	35	8.57%	3	14.29%	22		
188. portal.attnet.mcore.com / referral	34	0.00%	0	5.88%	8		
189. msxml.excite.com / referral	33	42.42%	14	12.12%	19		
190. search.us.com / referral	33	36.36%	12	15.15%	16		
191. infodev / referral	32	0.00%	0	15.62%	11		
192. sn143w.snt143.mail.live.com / referral	31	0.00%	0	6.45%	7		
193. excite.com / referral	29	20.69%	6	13.79%	10		
194. mail.churchillbrown.com / referral	29	0.00%	0	20.69%	4		
195. philcam.blogspot.com / referral	29	89.66%	26	3.45%	20		
196. publicrecords.netronline.com / referral	29	17.24%	5	3.45%	15		
197. searchhi.net / referral	29	13.79%	4	3.45%	12		
198. sn106w.snt106.mail.live.com / referral	29	0.00%	0	31.03%	10		
199. sr.searchfunmoods.com / referral	29	10.34%	3	3.45%	23		
200. us.mc1814.mail.yahoo.com / referral	29	34.48%	10	34.48%	10		
201. search.myway.com / referral	27	33.33%	9	11.11%	15		
202. us.mc1822.mail.yahoo.com / referral	27	14.81%	4	3.70%	16		
203. voices.yahoo.com / referral	27	85.19%	23	14.81%	3		
204. demo.scottcheek.com / referral	26	3.85%	1	19.23%	40		
205. heattelephone.com:1080 / referral	26	0.00%	0	65.38%	4		
206. okdhm.com / referral	26	3.85%	1	30.77%	6		
207. search.suddenlink.net / referral	26	46.15%	12	7.69%	10		
208. intranet.homeworxusa.com / referral	25	36.00%	9	4.00%	19		
209. m.yahoo.com / referral	25	20.00%	5	32.00%	4		
210. nbcnews.com / referral	25	12.00%	3	20.00%	11		
211. servicing.wfwm.homestead.wellsfargo.com / referral	25	72.00%	18	32.00%	4		
212. us.mc1610.mail.yahoo.com / referral	25	0.00%	0	60.00%	2		
213. us.mc1847.mail.yahoo.com / referral	25	16.00%	4	12.00%	9		
214. algoclicks.com / referral	24	41.67%	10	16.67%	18		

Admin Help

Source / Medium	Acquisition		Reporting		Customization		Behavior
	Visits	% New Visits	New Visits	Bounce Rate	Page Visit		
http://www.oklahomacounty.org/assessor - http://www.oklahomacounty.org/assessor	2,832,633 <small>% of Total: 100.00% (2,832,633)</small>	23.36% <small>Site Avg: 23.33% (0.09%)</small>	661,603 <small>% of Total: 100.09% (660,992)</small>	13.63% <small>Site Avg: 13.63% (0.00%)</small>	10.9		
<input type="checkbox"/> 215. cinematreasures.org / referral	24	33.33%	8	91.67%	2		
<input type="checkbox"/> 216. city-data.com / referral	24	75.00%	18	41.67%	4		
<input type="checkbox"/> 217. delta-search.com / referral	24	12.50%	3	0.00%	29		
<input type="checkbox"/> 218. thunderfans.com / referral	24	87.50%	21	66.67%	7		
<input type="checkbox"/> 219. txdrive.us / referral	24	66.67%	16	29.17%	5		
<input type="checkbox"/> 220. vaww.search.r02.portal.va.gov / referral	24	8.33%	2	12.50%	17		
<input type="checkbox"/> 221. 67.21.26.50:2111 / referral	23	0.00%	0	13.04%	5		
<input type="checkbox"/> 222. readincokc.com / referral	23	0.00%	0	0.00%	6		
<input type="checkbox"/> 223. reuterrealty.com / referral	23	0.00%	0	60.87%	3		
<input type="checkbox"/> 224. search.sweetim.com / referral	23	69.57%	16	13.04%	12		
<input type="checkbox"/> 225. zillow.com / referral	23	21.74%	5	17.39%	9		
<input type="checkbox"/> 226. cdw.levanttech.net:8087 / referral	22	13.64%	3	50.00%	2		
<input type="checkbox"/> 227. fastbrowsersearch.com / referral	22	40.91%	9	4.55%	11		
<input type="checkbox"/> 228. pzs.pzs.com / referral	22	31.82%	7	13.64%	11		
<input type="checkbox"/> 229. safesearch.net / referral	22	40.91%	9	13.64%	6		
<input type="checkbox"/> 230. bankrate.com / referral	21	80.95%	17	76.19%	2		
<input type="checkbox"/> 231. intranew.umb.com / referral	21	14.29%	3	0.00%	17		
<input type="checkbox"/> 232. legaldockets.com / referral	21	66.67%	14	38.10%	4		
<input type="checkbox"/> 233. mls4public.com / referral	21	19.05%	4	14.29%	10		
<input type="checkbox"/> 234. okhistory.org / referral	21	33.33%	7	14.29%	14		
<input type="checkbox"/> 235. propertynotifications.com / referral	21	0.00%	0	61.90%	7		
<input type="checkbox"/> 236. propertyshark.com / referral	21	76.19%	16	47.62%	7		
<input type="checkbox"/> 237. us.mg206.mail.yahoo.com / referral	21	9.52%	2	14.29%	11		
<input type="checkbox"/> 238. webmail.mailnexus.com / referral	21	0.00%	0	95.24%	1		
<input type="checkbox"/> 239. journalrecord.com / referral	20	20.00%	4	25.00%	6		
<input type="checkbox"/> 240. 204.87.118.162 / referral	19	0.00%	0	68.42%	3		
<input type="checkbox"/> 241. ashefordeoaks.org / referral	19	73.68%	14	0.00%	18		
<input type="checkbox"/> 242. by174w.bay174.mail.live.com / referral	19	84.21%	16	63.16%	1		
<input type="checkbox"/> 243. mindmeister.com / referral	19	0.00%	0	21.05%	5		
<input type="checkbox"/> 244. ml.t-mobile.com / referral	19	0.00%	0	5.26%	7		
<input type="checkbox"/> 245. mls4public.net / referral	19	68.42%	13	15.79%	4		
<input type="checkbox"/> 246. searchamong.com / referral	19	47.37%	9	5.26%	20		
<input type="checkbox"/> 247. sn118w.snt118.mail.live.com / referral	19	0.00%	0	0.00%	14		

Admin Help

Source / Medium	Acquisition		Reporting		Customization		Behavior	
	Visits	% New Visits	New Visits	Bounce Rate	Pages / Visit			
<input type="checkbox"/> http://www.oklahomacounty.org/assessor - http://www.oklahomacounty.org/assessor	2,832,633 <small>% of Total: 100.00% (2,832,633)</small>	23.36% <small>Site Avg: 23.33% (0.09%)</small>	661,603 <small>% of Total: 100.09% (660,992)</small>	13.63% <small>Site Avg: 13.63% (0.00%)</small>	10.90 <small>Site Avg: 10.90 (0.00%)</small>			
<input type="checkbox"/> 249. 72.30.186.176 / referral	18	27.78%	5	27.78%	9.11			
<input type="checkbox"/> 250. cokc0is006:6853 / referral	18	11.11%	2	38.89%	3.94			

[Admin](#) [Help](#)

< >

Show rows: Go to: 1 - 250 of 842

This report was generated on 1/3/14 at 9:19:26 AM - [Refresh Report](#)