

Jan 1, 2014 - Dec 31, 2014

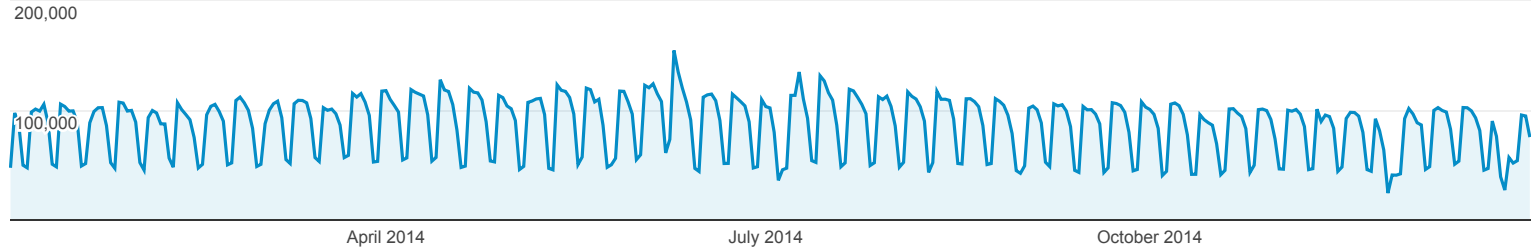
Pages

All Sessions
100.00%

+ Add Segment

Explorer

Pageviews



Page Title	Pageviews	Unique Pageviews	Avg. Time on Page	Entrances	Bounce Rate	% Exit	Page Value
	31,089,112 % of Total: 100.00% (31,089,112)	13,697,273 % of Total: 100.00% (13,697,273)	00:00:40 Site Avg: 00:00:40 (0.00%)	2,907,641 % of Total: 100.00% (2,907,641)	13.67% Site Avg: 13.67% (0.00%)	9.35% Site Avg: 9.35% (0.00%)	\$0.00 % of Total: 0.00% (\$0.00)
1. Leonard Sullivan-Oklahoma County Assessor Address Search Results	8,038,381 (25.86%)	1,437,407 (10.49%)	00:00:08	84,234 (2.90%)	0.18%	1.72%	\$0.00 (0.00%)
2. Leonard Sullivan Oklahoma County Assessor Real Property Detail Sheet	7,530,215 (24.22%)	6,355,991 (46.40%)	00:01:49	371,265 (12.77%)	49.04%	22.83%	\$0.00 (0.00%)
3. Oklahoma County Property Search Leonard Sullivan Assessor	6,398,147 (20.58%)	2,475,786 (18.08%)	00:00:33	1,394,799 (47.97%)	8.09%	6.29%	\$0.00 (0.00%)
4. Leonard Sullivan-Oklahoma County Assessor Ownership Search Results	5,706,999 (18.36%)	1,126,245 (8.22%)	00:00:16	52,972 (1.82%)	19.91%	3.78%	\$0.00 (0.00%)
5. Leonard Sullivan Oklahoma County Assessor Home Page	1,187,738 (3.82%)	968,533 (7.07%)	00:00:27	915,401 (31.48%)	5.56%	9.01%	\$0.00 (0.00%)
6. Leonard Sullivan-Oklahoma County Assessor Subdivision Search Results	822,422 (2.65%)	223,498 (1.63%)	00:00:27	10,996 (0.38%)	20.76%	3.91%	\$0.00 (0.00%)
7. Oklahoma County Assessor Property Detail Breakdown	432,307 (1.39%)	383,096 (2.80%)	00:02:15	9,804 (0.34%)	48.29%	25.86%	\$0.00 (0.00%)
8. Leonard Sullivan-Oklahoma County Assessor Subdivision Sales	264,316 (0.85%)	205,558 (1.50%)	00:01:01	9,166 (0.32%)	33.84%	11.94%	\$0.00 (0.00%)
9. Oklahoma County Assessor Personal Property Detail	197,889 (0.64%)	174,741 (1.28%)	00:01:11	2,991 (0.10%)	46.97%	15.72%	\$0.00 (0.00%)
10. Leonard Sullivan-Oklahoma County Assessor Latest Sales of Similar Properties	125,428 (0.40%)	104,433 (0.76%)	00:01:47	3,705 (0.13%)	51.52%	21.34%	\$0.00 (0.00%)
11. Leonard Sullivan-Oklahoma County Assessor Map Number Search Results	89,943 (0.29%)	6,563 (0.05%)	00:00:10	405 (0.01%)	14.32%	0.87%	\$0.00 (0.00%)
12. Leonard Sullivan Oklahoma County Assessor Real Property Historical View	82,918 (0.27%)	71,398 (0.52%)	00:02:12	3,386 (0.12%)	54.25%	29.02%	\$0.00 (0.00%)
13. Leonard Sullivan-Oklahoma County Assessor-View Similar Sales Search	52,139 (0.17%)	43,829 (0.32%)	00:01:46	1,688 (0.06%)	51.54%	20.84%	\$0.00 (0.00%)

14.	Oklahoma County Assessor Forms	48,374 (0.16%)	34,103 (0.25%)	00:01:24	7,353 (0.25%)	31.54%	27.98%	\$0.00 (0.00%)
15.	Oklahoma County Assessor Homestead Exemption	35,945 (0.12%)	28,668 (0.21%)	00:01:55	17,425 (0.60%)	58.93%	43.79%	\$0.00 (0.00%)
16.	Oklahoma County Assessor Mapping Department	30,047 (0.10%)	19,805 (0.14%)	00:02:19	18,706 (0.64%)	58.23%	54.98%	\$0.00 (0.00%)
17.	Oklahoma County Assessor	24,814 (0.08%)	21,762 (0.16%)	00:01:42	808 (0.03%)	39.73%	27.06%	\$0.00 (0.00%)
18.	Oklahoma County Assessor 5% Valuation Help	11,116 (0.04%)	9,934 (0.07%)	00:01:07	930 (0.03%)	63.98%	19.99%	\$0.00 (0.00%)
19.	Oklahoma County Assessor Book and Page Detail	3,964 (0.01%)	900 (0.01%)	00:00:22	79 (0.00%)	20.25%	3.15%	\$0.00 (0.00%)
20.	Oklahoma County Assessor Standard CAD Layers	2,460 (0.01%)	2,005 (0.01%)	00:01:01	1,147 (0.04%)	14.12%	19.96%	\$0.00 (0.00%)
21.	Oklahoma County Assessor Centrally Assessed Property Detail	1,999 (0.01%)	1,781 (0.01%)	00:00:35	18 (0.00%)	33.33%	6.60%	\$0.00 (0.00%)
22.	Oklahoma County Assessor Commercial Department	1,284 (0.00%)	1,031 (0.01%)	00:02:29	275 (0.01%)	33.09%	32.17%	\$0.00 (0.00%)
23.	Stone Creek News and Information	49 (0.00%)	39 (0.00%)	00:01:33	31 (0.00%)	64.52%	57.14%	\$0.00 (0.00%)
24.	(not set)	33 (0.00%)	28 (0.00%)	00:01:42	13 (0.00%)	61.54%	42.42%	\$0.00 (0.00%)
25.	By-Laws of Stone Creek Association	26 (0.00%)	19 (0.00%)	00:01:44	15 (0.00%)	33.33%	42.31%	\$0.00 (0.00%)
26.	Stone Creek CCRs	25 (0.00%)	20 (0.00%)	00:05:59	10 (0.00%)	60.00%	60.00%	\$0.00 (0.00%)
27.	Oklahoma County Assessor Forms#Homestead Forms & Examples#Homestead Forms & Examples	20 (0.00%)	17 (0.00%)	00:05:59	0 (0.00%)	0.00%	55.00%	\$0.00 (0.00%)
28.	Oklahoma County Assessor Forms#Homestead Forms & Examples	18 (0.00%)	16 (0.00%)	00:04:54	1 (0.00%)	0.00%	44.44%	\$0.00 (0.00%)
29.	BT ELEVATED:Leonard Sullivan-Oklahoma County Assessor Address Search Results	14 (0.00%)	2 (0.00%)	00:00:05	0 (0.00%)	0.00%	0.00%	\$0.00 (0.00%)
30.	Co.lumb	8 (0.00%)	7 (0.00%)	00:00:21	7 (0.00%)	85.71%	87.50%	\$0.00 (0.00%)
31.	BT ELEVATED:Oklahoma County Property Search Leonard Sullivan Assessor	7 (0.00%)	2 (0.00%)	00:00:33	2 (0.00%)	0.00%	0.00%	\$0.00 (0.00%)
32.	#Homestead Forms & Examples#Homestead Forms & Examples	6 (0.00%)	6 (0.00%)	00:10:07	0 (0.00%)	0.00%	33.33%	\$0.00 (0.00%)
33.	BT:Oklahoma County Property Search Leonard Sullivan Assessor	5 (0.00%)	2 (0.00%)	00:00:12	1 (0.00%)	0.00%	40.00%	\$0.00 (0.00%)
34.	Leonard Sullivan Oklahoma County Assessor Real Property Detail Sheet - HVKeyboard Hide	5 (0.00%)	2 (0.00%)	00:05:41	1 (0.00%)	100.00%	40.00%	\$0.00 (0.00%)
35.	Oklahoma County Assessor Forms#Business Personal Forms & Notices#Business Personal Forms & Notices	5 (0.00%)	5 (0.00%)	00:00:39	0 (0.00%)	0.00%	20.00%	\$0.00 (0.00%)
36.	Oklahoma County Assessor Forms#Homestead Forms & Examples#Homestead Forms & Examples#Homestead Forms & Examples	5 (0.00%)	4 (0.00%)	00:04:29	0 (0.00%)	0.00%	40.00%	\$0.00 (0.00%)
37.	Leonard Sullivan Oklahoma Tasador del Condado Página Principal	4 (0.00%)	3 (0.00%)	00:02:13	1 (0.00%)	0.00%	25.00%	\$0.00 (0.00%)
38.	#Homestead Forms & Examples	3 (0.00%)	3 (0.00%)	00:15:41	0 (0.00%)	0.00%	66.67%	\$0.00 (0.00%)
39.	BT ELEVATED:Leonard Sullivan Oklahoma County Assessor Real Property Detail Sheet	3 (0.00%)	2 (0.00%)	00:01:26	0 (0.00%)	0.00%	33.33%	\$0.00 (0.00%)
40.	BT:Leonard Sullivan-Oklahoma County Assessor Ownership	3 (0.00%)	2 (0.00%)	00:00:22	0 (0.00%)	0.00%	0.00%	\$0.00 (0.00%)

Search Results								
41.	Oklahoma County Assessor Forms#Homestead Forms & Examples#Homestead Forms & Examples#Homestead Forms & Examples#Homestead Forms & Examples#Homestead Forms & Examples	3 (0.00%)	3 (0.00%)	00:10:26	0 (0.00%)	0.00%	33.33%	\$0.00 (0.00%)
42.	BT ELEVATED:Oklahoma County Assessor Property Detail Breakdown	2 (0.00%)	2 (0.00%)	00:02:31	1 (0.00%)	100.00%	50.00%	\$0.00 (0.00%)
43.	Leonard Sullivan-Oklahoma County Assessor Address Search Results - HVKeyboard Hide	2 (0.00%)	1 (0.00%)	00:00:03	0 (0.00%)	0.00%	0.00%	\$0.00 (0.00%)
44.	BT ELEVATED:Leonard Sullivan-Oklahoma County Assessor Ownership Search Results	1 (0.00%)	1 (0.00%)	00:00:04	0 (0.00%)	0.00%	0.00%	\$0.00 (0.00%)
45.	BT:Leonard Sullivan Oklahoma County Assessor Home Page	1 (0.00%)	1 (0.00%)	00:00:05	1 (0.00%)	0.00%	0.00%	\$0.00 (0.00%)
46.	Condado de Oklahoma Búsqueda Leonard Sullivan Assessor	1 (0.00%)	1 (0.00%)	00:00:20	0 (0.00%)	0.00%	0.00%	\$0.00 (0.00%)
47.	Leonard Sullivan comté d'Oklahoma évaluateur Page d'accueil	1 (0.00%)	1 (0.00%)	00:00:00	1 (0.00%)	100.00%	100.00%	\$0.00 (0.00%)
48.	Leonard Sullivan Oklahoma	1 (0.00%)	1 (0.00%)	00:01:17	0 (0.00%)	0.00%	0.00%	\$0.00 (0.00%)
49.	Leonard Sullivan Oklahoma County Assessor Real Property Historical View - HVKeyboard Hide	1 (0.00%)	1 (0.00%)	00:02:55	0 (0.00%)	0.00%	0.00%	\$0.00 (0.00%)
50.	Leonard Sullivan-Oklahoma County Assessor Ownership Search Results - HVKeyboard Hide	1 (0.00%)	1 (0.00%)	00:00:04	0 (0.00%)	0.00%	0.00%	\$0.00 (0.00%)

Rows 1 - 50 of 64

Jan 1, 2014 - Dec 31, 2014

Content Drilldown

ALL » PAGE PATH LEVEL 1: /downloads/

All Sessions
0.08%

+ Add Segment

Explorer

Pageviews



Page path level 2	Pageviews	Unique Pageviews	Avg. Time on Page	Bounce Rate	% Exit
	24,120 % of Total: 0.08% (31,089,112)	20,551 % of Total: 0.15% (13,697,273)	00:02:37 Site Avg: 00:00:40 (289.24%)	41.56% Site Avg: 13.67% (204.06%)	31.63% Site Avg: 9.35% (238.19%)
1. /City_Map	7,105 (29.46%)	5,566 (27.08%)	00:02:29	20.00%	13.54%
2. /2014_Homestead_Form_Internet	6,705 (27.80%)	5,773 (28.09%)	00:03:12	55.56%	38.58%
3. /2014_Business_901_DataEntry	1,806 (7.49%)	1,589 (7.73%)	00:04:47	80.00%	63.95%
4. /2014_Business_901	1,073 (4.45%)	972 (4.73%)	00:01:39	50.00%	33.55%
5. /2014_Farm_Personal_Form	992 (4.11%)	885 (4.31%)	00:01:34	50.00%	41.03%
6. /2014_Business_Instructions	930 (3.86%)	867 (4.22%)	00:01:48	50.00%	36.13%
7. /2014_Additional_Homestead_Internet	902 (3.74%)	769 (3.74%)	00:03:27	100.00%	39.69%
8. /Taxpayers Rights	747 (3.10%)	707 (3.44%)	00:02:04	0.00%	27.58%
9. /2014_RealEstate_NOV	541 (2.24%)	497 (2.42%)	00:01:20	0.00%	23.29%
10. /DAV_Form	493 (2.04%)	437 (2.13%)	00:02:24	100.00%	40.37%

Rows 1 - 10 of 35

Jan 1, 2014 - Dec 31, 2014

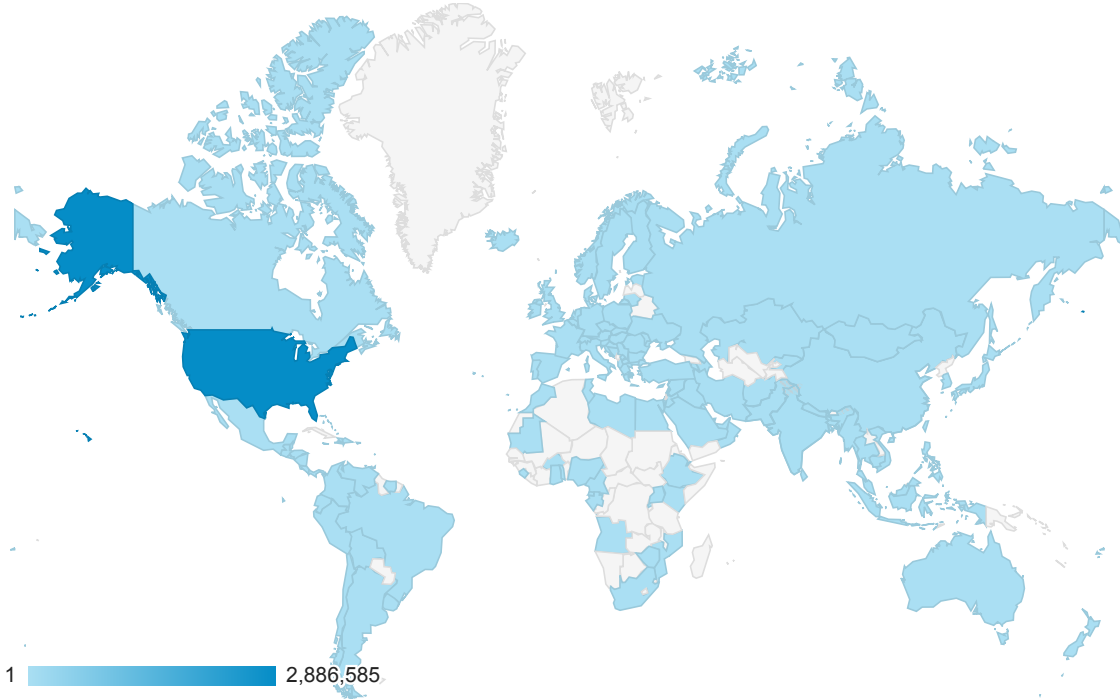
Location

All Sessions
100.00%

+ Add Segment

Map Overlay

Summary



Country	Acquisition			Behavior			Conversions		
	Sessions	% New Sessions	New Users	Bounce Rate	Pages / Session	Avg. Session Duration	Goal Conversion Rate	Goal Completions	Goal Value
	2,907,651 <small>% of Total: 100.00% (2,907,651)</small>	24.15% <small>Site Avg: 24.13% (0.09%)</small>	702,206 <small>% of Total: 100.09% (701,574)</small>	13.67% <small>Site Avg: 13.67% (0.00%)</small>	10.69 <small>Site Avg: 10.69 (0.00%)</small>	00:06:30 <small>Site Avg: 00:06:30 (0.00%)</small>	0.00% <small>Site Avg: 0.00% (0.00%)</small>	0 <small>% of Total: 0.00% (0)</small>	\$0.00 <small>% of Total: 0.00% (\$0.00)</small>
1. United States	2,886,585 (99.28%)	24.01%	693,002 (98.69%)	13.64%	10.67	00:06:28	0.00%	0 (0.00%)	\$0.00 (0.00%)
2. India	10,988 (0.38%)	44.61%	4,902 (0.70%)	11.13%	11.64	00:10:46	0.00%	0 (0.00%)	\$0.00 (0.00%)
3. Philippines	2,082 (0.07%)	42.41%	883 (0.13%)	15.66%	19.94	00:25:38	0.00%	0 (0.00%)	\$0.00 (0.00%)
4. Pakistan	748 (0.03%)	28.34%	212 (0.03%)	9.89%	12.76	00:04:10	0.00%	0 (0.00%)	\$0.00 (0.00%)
5. Bangladesh	720 (0.02%)	20.00%	144 (0.02%)	17.78%	58.50	00:46:38	0.00%	0 (0.00%)	\$0.00 (0.00%)
6. (not set)	718 (0.02%)	40.67%	292 (0.04%)	27.86%	8.95	00:05:53	0.00%	0 (0.00%)	\$0.00 (0.00%)
7. Canada	666 (0.02%)	55.86%	372 (0.05%)	28.68%	8.52	00:05:21	0.00%	0 (0.00%)	\$0.00 (0.00%)
8. Romania	639 (0.02%)	14.71%	94 (0.01%)	17.37%	7.39	00:09:31	0.00%	0 (0.00%)	\$0.00 (0.00%)
9. Germany	395 (0.01%)	64.81%	256 (0.04%)	31.39%	4.64	00:02:44	0.00%	0 (0.00%)	\$0.00 (0.00%)
10. United Kingdom	388 (0.01%)	67.27%	261 (0.04%)	31.96%	9.54	00:05:26	0.00%	0 (0.00%)	\$0.00 (0.00%)
11. Mexico	360 (0.01%)	40.56%	146 (0.02%)	22.50%	10.32	00:09:13	0.00%	0 (0.00%)	\$0.00 (0.00%)
12. Nigeria	212 (0.01%)	55.19%	117 (0.02%)	15.09%	5.31	00:04:20	0.00%	0 (0.00%)	\$0.00 (0.00%)
13. Japan	204 (0.01%)	42.65%	87 (0.01%)	17.16%	9.35	00:03:55	0.00%	0 (0.00%)	\$0.00 (0.00%)

Rank	Country	Score	Percentage	Count	Percentage	Value	Time	Percentage	Count	Score
14.	United Arab Emirates	191 (0.01%)	42.41%	81 (0.01%)	51.83%	5.23	00:03:53	0.00%	0 (0.00%)	\$0.00 (0.00%)
15.	New Zealand	135 (0.00%)	11.85%	16 (0.00%)	12.59%	2.39	00:00:42	0.00%	0 (0.00%)	\$0.00 (0.00%)
16.	Italy	130 (0.00%)	37.69%	49 (0.01%)	16.92%	11.78	00:08:31	0.00%	0 (0.00%)	\$0.00 (0.00%)
17.	Brazil	129 (0.00%)	66.67%	86 (0.01%)	47.29%	6.86	00:02:10	0.00%	0 (0.00%)	\$0.00 (0.00%)
18.	France	124 (0.00%)	58.87%	73 (0.01%)	41.13%	6.23	00:04:33	0.00%	0 (0.00%)	\$0.00 (0.00%)
19.	Israel	113 (0.00%)	38.05%	43 (0.01%)	42.48%	5.67	00:04:44	0.00%	0 (0.00%)	\$0.00 (0.00%)
20.	China	109 (0.00%)	44.04%	48 (0.01%)	36.70%	6.45	00:04:51	0.00%	0 (0.00%)	\$0.00 (0.00%)
21.	Venezuela	108 (0.00%)	32.41%	35 (0.00%)	15.74%	13.48	00:04:36	0.00%	0 (0.00%)	\$0.00 (0.00%)
22.	Belgium	100 (0.00%)	25.00%	25 (0.00%)	21.00%	6.67	00:04:37	0.00%	0 (0.00%)	\$0.00 (0.00%)
23.	Indonesia	98 (0.00%)	54.08%	53 (0.01%)	31.63%	5.65	00:04:29	0.00%	0 (0.00%)	\$0.00 (0.00%)
24.	Qatar	74 (0.00%)	13.51%	10 (0.00%)	20.27%	5.03	00:06:06	0.00%	0 (0.00%)	\$0.00 (0.00%)
25.	Australia	62 (0.00%)	77.42%	48 (0.01%)	37.10%	5.61	00:02:31	0.00%	0 (0.00%)	\$0.00 (0.00%)
26.	Kosovo	62 (0.00%)	8.06%	5 (0.00%)	3.23%	11.77	00:03:25	0.00%	0 (0.00%)	\$0.00 (0.00%)
27.	South Korea	61 (0.00%)	60.66%	37 (0.01%)	24.59%	8.20	00:03:23	0.00%	0 (0.00%)	\$0.00 (0.00%)
28.	Turkey	61 (0.00%)	59.02%	36 (0.01%)	31.15%	6.08	00:03:47	0.00%	0 (0.00%)	\$0.00 (0.00%)
29.	Spain	55 (0.00%)	52.73%	29 (0.00%)	25.45%	6.67	00:03:29	0.00%	0 (0.00%)	\$0.00 (0.00%)
30.	Argentina	52 (0.00%)	46.15%	24 (0.00%)	19.23%	9.69	00:03:57	0.00%	0 (0.00%)	\$0.00 (0.00%)
31.	Afghanistan	51 (0.00%)	37.25%	19 (0.00%)	15.69%	8.39	00:03:09	0.00%	0 (0.00%)	\$0.00 (0.00%)
32.	Malaysia	50 (0.00%)	54.00%	27 (0.00%)	36.00%	5.36	00:03:43	0.00%	0 (0.00%)	\$0.00 (0.00%)
33.	Colombia	46 (0.00%)	32.61%	15 (0.00%)	26.09%	58.24	00:54:08	0.00%	0 (0.00%)	\$0.00 (0.00%)
34.	Netherlands	41 (0.00%)	63.41%	26 (0.00%)	41.46%	6.34	00:03:33	0.00%	0 (0.00%)	\$0.00 (0.00%)
35.	Bahrain	40 (0.00%)	55.00%	22 (0.00%)	10.00%	9.95	00:10:42	0.00%	0 (0.00%)	\$0.00 (0.00%)
36.	Macedonia (FYROM)	40 (0.00%)	60.00%	24 (0.00%)	7.50%	168.88	00:30:23	0.00%	0 (0.00%)	\$0.00 (0.00%)
37.	Saudi Arabia	38 (0.00%)	71.05%	27 (0.00%)	26.32%	11.42	00:07:04	0.00%	0 (0.00%)	\$0.00 (0.00%)
38.	Puerto Rico	36 (0.00%)	47.22%	17 (0.00%)	27.78%	8.94	00:08:03	0.00%	0 (0.00%)	\$0.00 (0.00%)
39.	Vietnam	36 (0.00%)	75.00%	27 (0.00%)	38.89%	5.33	00:02:39	0.00%	0 (0.00%)	\$0.00 (0.00%)
40.	Iran	33 (0.00%)	45.45%	15 (0.00%)	39.39%	6.18	00:04:53	0.00%	0 (0.00%)	\$0.00 (0.00%)
41.	Thailand	31 (0.00%)	70.97%	22 (0.00%)	41.94%	5.97	00:05:41	0.00%	0 (0.00%)	\$0.00 (0.00%)
42.	Dominican Republic	28 (0.00%)	50.00%	14 (0.00%)	21.43%	5.29	00:02:10	0.00%	0 (0.00%)	\$0.00 (0.00%)
43.	Ecuador	28 (0.00%)	46.43%	13 (0.00%)	14.29%	7.89	00:02:20	0.00%	0 (0.00%)	\$0.00 (0.00%)
44.	Taiwan	28 (0.00%)	64.29%	18 (0.00%)	25.00%	6.79	00:03:48	0.00%	0 (0.00%)	\$0.00 (0.00%)
45.	Lebanon	27 (0.00%)	7.41%	2 (0.00%)	22.22%	7.04	00:04:05	0.00%	0 (0.00%)	\$0.00 (0.00%)
46.	Jamaica	25 (0.00%)	52.00%	13 (0.00%)	24.00%	5.68	00:02:35	0.00%	0 (0.00%)	\$0.00 (0.00%)
47.	Singapore	25 (0.00%)	68.00%	17 (0.00%)	24.00%	9.00	00:06:01	0.00%	0 (0.00%)	\$0.00 (0.00%)
48.	Cambodia	24 (0.00%)	54.17%	13 (0.00%)	29.17%	10.00	00:06:19	0.00%	0 (0.00%)	\$0.00 (0.00%)
49.	Hong Kong	21 (0.00%)	61.90%	13 (0.00%)	42.86%	8.43	00:08:52	0.00%	0 (0.00%)	\$0.00 (0.00%)
50.	Spain	20 (0.00%)	10.00%	0 (0.00%)	0.00%	0.00	00:00:00	0.00%	0 (0.00%)	\$0.00 (0.00%)

Rank	Country	Score	Percentage	Count	Percentage	Value	Time	Percentage	Count	Score
50.	Bahamas	20 (0.00%)	40.00%	8 (0.00%)	30.00%	6.45	00:04:10	0.00%	0 (0.00%)	\$0.00 (0.00%)
51.	Kuwait	20 (0.00%)	65.00%	13 (0.00%)	35.00%	5.35	00:04:26	0.00%	0 (0.00%)	\$0.00 (0.00%)
52.	Panama	20 (0.00%)	35.00%	7 (0.00%)	20.00%	6.30	00:01:51	0.00%	0 (0.00%)	\$0.00 (0.00%)
53.	Russia	20 (0.00%)	70.00%	14 (0.00%)	75.00%	3.85	00:02:53	0.00%	0 (0.00%)	\$0.00 (0.00%)
54.	Bulgaria	19 (0.00%)	47.37%	9 (0.00%)	52.63%	3.16	00:01:21	0.00%	0 (0.00%)	\$0.00 (0.00%)
55.	Costa Rica	19 (0.00%)	68.42%	13 (0.00%)	26.32%	6.42	00:02:39	0.00%	0 (0.00%)	\$0.00 (0.00%)
56.	Morocco	19 (0.00%)	63.16%	12 (0.00%)	42.11%	3.68	00:01:54	0.00%	0 (0.00%)	\$0.00 (0.00%)
57.	Albania	17 (0.00%)	29.41%	5 (0.00%)	29.41%	4.65	00:02:38	0.00%	0 (0.00%)	\$0.00 (0.00%)
58.	Ireland	17 (0.00%)	70.59%	12 (0.00%)	41.18%	3.88	00:01:46	0.00%	0 (0.00%)	\$0.00 (0.00%)
59.	Peru	17 (0.00%)	58.82%	10 (0.00%)	29.41%	9.29	00:07:41	0.00%	0 (0.00%)	\$0.00 (0.00%)
60.	Antigua & Barbuda	16 (0.00%)	18.75%	3 (0.00%)	18.75%	8.44	00:06:16	0.00%	0 (0.00%)	\$0.00 (0.00%)
61.	Sri Lanka	16 (0.00%)	81.25%	13 (0.00%)	56.25%	10.69	00:07:49	0.00%	0 (0.00%)	\$0.00 (0.00%)
62.	South Africa	16 (0.00%)	75.00%	12 (0.00%)	50.00%	4.56	00:05:28	0.00%	0 (0.00%)	\$0.00 (0.00%)
63.	Denmark	15 (0.00%)	93.33%	14 (0.00%)	40.00%	3.87	00:03:59	0.00%	0 (0.00%)	\$0.00 (0.00%)
64.	Austria	14 (0.00%)	42.86%	6 (0.00%)	28.57%	4.50	00:03:01	0.00%	0 (0.00%)	\$0.00 (0.00%)
65.	Switzerland	14 (0.00%)	71.43%	10 (0.00%)	28.57%	9.29	00:05:11	0.00%	0 (0.00%)	\$0.00 (0.00%)
66.	Egypt	14 (0.00%)	57.14%	8 (0.00%)	28.57%	9.00	00:09:42	0.00%	0 (0.00%)	\$0.00 (0.00%)
67.	Guatemala	13 (0.00%)	61.54%	8 (0.00%)	38.46%	5.08	00:05:24	0.00%	0 (0.00%)	\$0.00 (0.00%)
68.	Honduras	13 (0.00%)	53.85%	7 (0.00%)	53.85%	5.23	00:01:57	0.00%	0 (0.00%)	\$0.00 (0.00%)
69.	Jordan	13 (0.00%)	69.23%	9 (0.00%)	76.92%	1.85	00:02:25	0.00%	0 (0.00%)	\$0.00 (0.00%)
70.	U.S. Virgin Islands	12 (0.00%)	16.67%	2 (0.00%)	16.67%	9.25	00:07:01	0.00%	0 (0.00%)	\$0.00 (0.00%)
71.	Hungary	11 (0.00%)	63.64%	7 (0.00%)	18.18%	158.91	00:13:59	0.00%	0 (0.00%)	\$0.00 (0.00%)
72.	Serbia	11 (0.00%)	100.00%	11 (0.00%)	36.36%	5.82	00:03:42	0.00%	0 (0.00%)	\$0.00 (0.00%)
73.	Turks & Caicos Islands	11 (0.00%)	27.27%	3 (0.00%)	36.36%	4.55	00:00:51	0.00%	0 (0.00%)	\$0.00 (0.00%)
74.	Guam	10 (0.00%)	70.00%	7 (0.00%)	50.00%	6.20	00:03:29	0.00%	0 (0.00%)	\$0.00 (0.00%)
75.	Kenya	10 (0.00%)	80.00%	8 (0.00%)	20.00%	3.30	00:01:20	0.00%	0 (0.00%)	\$0.00 (0.00%)
76.	Norway	10 (0.00%)	80.00%	8 (0.00%)	40.00%	4.00	00:01:51	0.00%	0 (0.00%)	\$0.00 (0.00%)
77.	Poland	10 (0.00%)	80.00%	8 (0.00%)	40.00%	5.50	00:01:24	0.00%	0 (0.00%)	\$0.00 (0.00%)
78.	Belize	9 (0.00%)	11.11%	1 (0.00%)	33.33%	7.11	00:05:08	0.00%	0 (0.00%)	\$0.00 (0.00%)
79.	Sweden	9 (0.00%)	88.89%	8 (0.00%)	44.44%	2.89	00:03:29	0.00%	0 (0.00%)	\$0.00 (0.00%)
80.	Ethiopia	8 (0.00%)	87.50%	7 (0.00%)	25.00%	9.75	00:04:31	0.00%	0 (0.00%)	\$0.00 (0.00%)
81.	Cayman Islands	7 (0.00%)	28.57%	2 (0.00%)	28.57%	5.00	00:05:03	0.00%	0 (0.00%)	\$0.00 (0.00%)
82.	El Salvador	7 (0.00%)	85.71%	6 (0.00%)	14.29%	7.00	00:05:33	0.00%	0 (0.00%)	\$0.00 (0.00%)
83.	Syria	7 (0.00%)	14.29%	1 (0.00%)	57.14%	3.14	00:05:20	0.00%	0 (0.00%)	\$0.00 (0.00%)
84.	Uganda	7 (0.00%)	71.43%	5 (0.00%)	0.00%	9.86	00:06:10	0.00%	0 (0.00%)	\$0.00 (0.00%)
85.	Bermuda	6 (0.00%)	50.00%	3 (0.00%)	16.67%	13.67	00:12:59	0.00%	0 (0.00%)	\$0.00 (0.00%)
86.	Chile	6 (0.00%)	50.00%	3 (0.00%)	0.00%	8.50	00:09:54	0.00%	0 (0.00%)	\$0.00 (0.00%)
87.	Greece	6 (0.00%)	100.00%	6 (0.00%)	50.00%	3.00	00:01:15	0.00%	0 (0.00%)	\$0.00 (0.00%)

Rank	Country	Count (0.00%)	Percentage	Count (0.00%)	Percentage	Score	Time	Percentage	Count (0.00%)	Score (0.00%)
88.	Croatia	6 (0.00%)	50.00%	3 (0.00%)	33.33%	8.67	00:02:37	0.00%	0 (0.00%)	\$0.00 (0.00%)
89.	Iraq	6 (0.00%)	100.00%	6 (0.00%)	83.33%	1.83	00:00:13	0.00%	0 (0.00%)	\$0.00 (0.00%)
90.	Mauritania	6 (0.00%)	33.33%	2 (0.00%)	16.67%	15.50	00:08:32	0.00%	0 (0.00%)	\$0.00 (0.00%)
91.	Oman	6 (0.00%)	66.67%	4 (0.00%)	33.33%	3.33	00:01:41	0.00%	0 (0.00%)	\$0.00 (0.00%)
92.	Rwanda	6 (0.00%)	33.33%	2 (0.00%)	0.00%	6.00	00:02:48	0.00%	0 (0.00%)	\$0.00 (0.00%)
93.	Tunisia	6 (0.00%)	83.33%	5 (0.00%)	66.67%	2.00	00:00:08	0.00%	0 (0.00%)	\$0.00 (0.00%)
94.	Czech Republic	5 (0.00%)	100.00%	5 (0.00%)	60.00%	2.40	00:01:02	0.00%	0 (0.00%)	\$0.00 (0.00%)
95.	Ghana	5 (0.00%)	100.00%	5 (0.00%)	60.00%	4.20	00:02:03	0.00%	0 (0.00%)	\$0.00 (0.00%)
96.	Haiti	5 (0.00%)	20.00%	1 (0.00%)	20.00%	4.60	00:05:19	0.00%	0 (0.00%)	\$0.00 (0.00%)
97.	Ukraine	5 (0.00%)	80.00%	4 (0.00%)	40.00%	21.00	00:04:36	0.00%	0 (0.00%)	\$0.00 (0.00%)
98.	Djibouti	4 (0.00%)	50.00%	2 (0.00%)	0.00%	7.75	00:03:23	0.00%	0 (0.00%)	\$0.00 (0.00%)
99.	Libya	4 (0.00%)	100.00%	4 (0.00%)	50.00%	2.25	00:00:27	0.00%	0 (0.00%)	\$0.00 (0.00%)
100.	Portugal	4 (0.00%)	50.00%	2 (0.00%)	25.00%	10.75	00:06:18	0.00%	0 (0.00%)	\$0.00 (0.00%)
101.	Azerbaijan	3 (0.00%)	100.00%	3 (0.00%)	33.33%	4.67	00:01:20	0.00%	0 (0.00%)	\$0.00 (0.00%)
102.	Bolivia	3 (0.00%)	66.67%	2 (0.00%)	33.33%	3.67	00:03:32	0.00%	0 (0.00%)	\$0.00 (0.00%)
103.	Cameroon	3 (0.00%)	66.67%	2 (0.00%)	33.33%	2.67	00:02:12	0.00%	0 (0.00%)	\$0.00 (0.00%)
104.	Finland	3 (0.00%)	100.00%	3 (0.00%)	66.67%	1.33	00:00:05	0.00%	0 (0.00%)	\$0.00 (0.00%)
105.	Kyrgyzstan	3 (0.00%)	66.67%	2 (0.00%)	66.67%	1.33	00:00:25	0.00%	0 (0.00%)	\$0.00 (0.00%)
106.	St. Kitts & Nevis	3 (0.00%)	66.67%	2 (0.00%)	0.00%	5.67	00:00:46	0.00%	0 (0.00%)	\$0.00 (0.00%)
107.	Macau	3 (0.00%)	66.67%	2 (0.00%)	0.00%	8.67	00:02:03	0.00%	0 (0.00%)	\$0.00 (0.00%)
108.	Nicaragua	3 (0.00%)	66.67%	2 (0.00%)	33.33%	8.33	00:01:34	0.00%	0 (0.00%)	\$0.00 (0.00%)
109.	Palestine	3 (0.00%)	66.67%	2 (0.00%)	66.67%	1.67	00:02:04	0.00%	0 (0.00%)	\$0.00 (0.00%)
110.	Slovenia	3 (0.00%)	66.67%	2 (0.00%)	66.67%	2.67	00:00:46	0.00%	0 (0.00%)	\$0.00 (0.00%)
111.	Sierra Leone	3 (0.00%)	100.00%	3 (0.00%)	0.00%	8.00	00:06:11	0.00%	0 (0.00%)	\$0.00 (0.00%)
112.	Uruguay	3 (0.00%)	66.67%	2 (0.00%)	66.67%	7.33	00:07:34	0.00%	0 (0.00%)	\$0.00 (0.00%)
113.	Angola	2 (0.00%)	100.00%	2 (0.00%)	50.00%	3.50	00:01:35	0.00%	0 (0.00%)	\$0.00 (0.00%)
114.	Bosnia & Herzegovina	2 (0.00%)	100.00%	2 (0.00%)	50.00%	1.50	00:06:18	0.00%	0 (0.00%)	\$0.00 (0.00%)
115.	Curaçao	2 (0.00%)	100.00%	2 (0.00%)	50.00%	4.50	00:02:43	0.00%	0 (0.00%)	\$0.00 (0.00%)
116.	Fiji	2 (0.00%)	100.00%	2 (0.00%)	100.00%	1.00	00:00:00	0.00%	0 (0.00%)	\$0.00 (0.00%)
117.	Iceland	2 (0.00%)	100.00%	2 (0.00%)	0.00%	2.50	00:00:18	0.00%	0 (0.00%)	\$0.00 (0.00%)
118.	Lithuania	2 (0.00%)	100.00%	2 (0.00%)	100.00%	1.00	00:00:00	0.00%	0 (0.00%)	\$0.00 (0.00%)
119.	St. Martin	2 (0.00%)	0.00%	0 (0.00%)	50.00%	2.00	00:00:17	0.00%	0 (0.00%)	\$0.00 (0.00%)
120.	Mongolia	2 (0.00%)	50.00%	1 (0.00%)	50.00%	2.50	00:00:14	0.00%	0 (0.00%)	\$0.00 (0.00%)
121.	Mozambique	2 (0.00%)	100.00%	2 (0.00%)	50.00%	1.50	00:00:16	0.00%	0 (0.00%)	\$0.00 (0.00%)
122.	Trinidad & Tobago	2 (0.00%)	100.00%	2 (0.00%)	50.00%	2.00	00:00:19	0.00%	0 (0.00%)	\$0.00 (0.00%)
123.	Armenia	1 (0.00%)	100.00%	1 (0.00%)	100.00%	1.00	00:00:00	0.00%	0 (0.00%)	\$0.00 (0.00%)
124.	Aruba	1 (0.00%)	100.00%	1 (0.00%)	0.00%	4.00	00:00:36	0.00%	0 (0.00%)	\$0.00 (0.00%)

125.	Burkina Faso	1 (0.00%)	0.00%	0 (0.00%)	0.00%	6.00	00:04:35	0.00%	0 (0.00%)	\$0.00 (0.00%)
126.	Cyprus	1 (0.00%)	100.00%	1 (0.00%)	0.00%	3.00	00:01:01	0.00%	0 (0.00%)	\$0.00 (0.00%)
127.	Dominica	1 (0.00%)	100.00%	1 (0.00%)	0.00%	4.00	00:00:20	0.00%	0 (0.00%)	\$0.00 (0.00%)
128.	Estonia	1 (0.00%)	100.00%	1 (0.00%)	0.00%	7.00	00:01:51	0.00%	0 (0.00%)	\$0.00 (0.00%)
129.	Gabon	1 (0.00%)	100.00%	1 (0.00%)	100.00%	1.00	00:00:00	0.00%	0 (0.00%)	\$0.00 (0.00%)
130.	Equatorial Guinea	1 (0.00%)	100.00%	1 (0.00%)	0.00%	13.00	00:14:55	0.00%	0 (0.00%)	\$0.00 (0.00%)
131.	Kazakhstan	1 (0.00%)	100.00%	1 (0.00%)	100.00%	1.00	00:00:00	0.00%	0 (0.00%)	\$0.00 (0.00%)
132.	St. Lucia	1 (0.00%)	100.00%	1 (0.00%)	0.00%	11.00	00:04:39	0.00%	0 (0.00%)	\$0.00 (0.00%)
133.	Luxembourg	1 (0.00%)	100.00%	1 (0.00%)	0.00%	6.00	00:01:36	0.00%	0 (0.00%)	\$0.00 (0.00%)
134.	Moldova	1 (0.00%)	100.00%	1 (0.00%)	100.00%	1.00	00:00:00	0.00%	0 (0.00%)	\$0.00 (0.00%)
135.	Myanmar (Burma)	1 (0.00%)	100.00%	1 (0.00%)	0.00%	9.00	00:06:04	0.00%	0 (0.00%)	\$0.00 (0.00%)
136.	Martinique	1 (0.00%)	0.00%	0 (0.00%)	100.00%	1.00	00:00:00	0.00%	0 (0.00%)	\$0.00 (0.00%)
137.	Malta	1 (0.00%)	100.00%	1 (0.00%)	100.00%	1.00	00:00:00	0.00%	0 (0.00%)	\$0.00 (0.00%)
138.	Nepal	1 (0.00%)	100.00%	1 (0.00%)	100.00%	1.00	00:00:00	0.00%	0 (0.00%)	\$0.00 (0.00%)
139.	Slovakia	1 (0.00%)	100.00%	1 (0.00%)	100.00%	1.00	00:00:00	0.00%	0 (0.00%)	\$0.00 (0.00%)
140.	Suriname	1 (0.00%)	100.00%	1 (0.00%)	100.00%	1.00	00:00:00	0.00%	0 (0.00%)	\$0.00 (0.00%)
141.	Togo	1 (0.00%)	100.00%	1 (0.00%)	100.00%	1.00	00:00:00	0.00%	0 (0.00%)	\$0.00 (0.00%)
142.	St. Vincent & Grenadines	1 (0.00%)	0.00%	0 (0.00%)	0.00%	4.00	00:00:28	0.00%	0 (0.00%)	\$0.00 (0.00%)
143.	Zimbabwe	1 (0.00%)	100.00%	1 (0.00%)	0.00%	5.00	00:01:07	0.00%	0 (0.00%)	\$0.00 (0.00%)

Rows 1 - 143 of 143

Jan 1, 2014 - Dec 31, 2014

Location

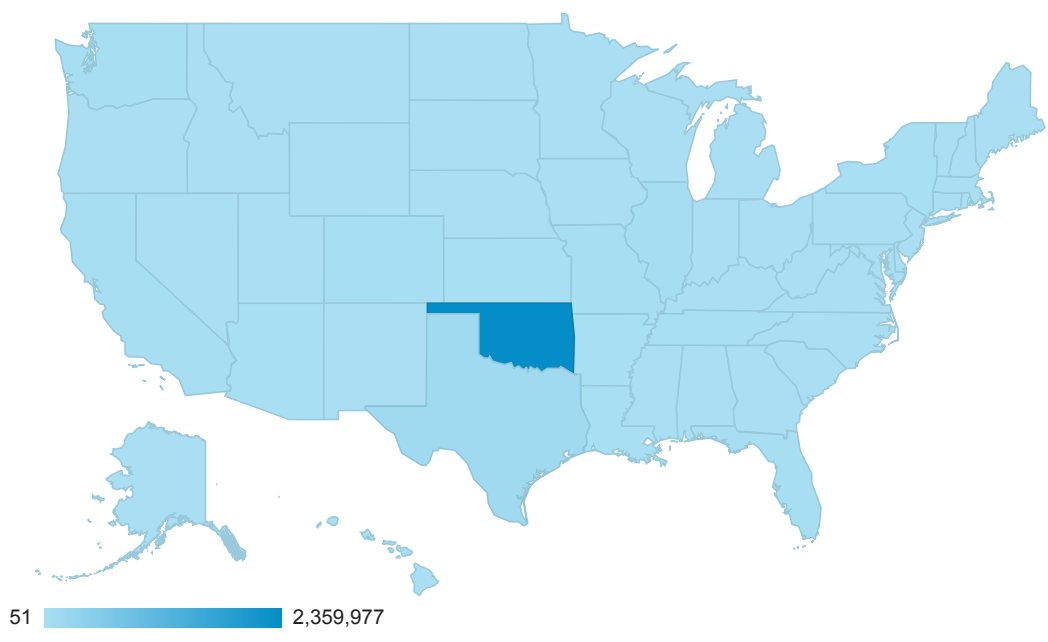
ALL » COUNTRY: United States

All Sessions
99.28%

+ Add Segment

Map Overlay

Summary



Region	Acquisition			Behavior			Conversions		
	Sessions	% New Sessions	New Users	Bounce Rate	Pages / Session	Avg. Session Duration	Goal Conversion Rate	Goal Completions	Goal Value
	2,886,585 <small>% of Total: 99.28% (2,907,651)</small>	24.01% <small>Site Avg: 24.13% (-0.50%)</small>	693,002 <small>% of Total: 98.78% (701,574)</small>	13.64% <small>Site Avg: 13.67% (-0.17%)</small>	10.67 <small>Site Avg: 10.69 (-0.18%)</small>	00:06:28 <small>Site Avg: 00:06:30 (-0.58%)</small>	0.00% <small>Site Avg: 0.00% (0.00%)</small>	0 <small>% of Total: 0.00% (0)</small>	\$0.00 <small>% of Total: 0.00% (\$0.00)</small>
1. Oklahoma	2,359,977 (81.76%)	22.74%	536,669 (77.44%)	13.29%	10.98	00:06:32	0.00%	0 (0.00%)	\$0.00 (0.00%)
2. Texas	149,498 (5.18%)	31.72%	47,424 (6.84%)	15.47%	9.64	00:05:52	0.00%	0 (0.00%)	\$0.00 (0.00%)
3. Illinois	43,939 (1.52%)	25.42%	11,170 (1.61%)	16.31%	8.63	00:09:46	0.00%	0 (0.00%)	\$0.00 (0.00%)
4. Washington	38,521 (1.33%)	15.41%	5,937 (0.86%)	6.84%	8.59	00:05:11	0.00%	0 (0.00%)	\$0.00 (0.00%)
5. California	37,895 (1.31%)	31.87%	12,078 (1.74%)	18.30%	9.74	00:06:03	0.00%	0 (0.00%)	\$0.00 (0.00%)
6. Missouri	31,217 (1.08%)	31.56%	9,853 (1.42%)	16.15%	10.50	00:05:46	0.00%	0 (0.00%)	\$0.00 (0.00%)
7. Florida	28,767 (1.00%)	17.62%	5,068 (0.73%)	14.98%	8.00	00:07:53	0.00%	0 (0.00%)	\$0.00 (0.00%)
8. Colorado	21,956 (0.76%)	32.20%	7,070 (1.02%)	19.02%	8.71	00:05:35	0.00%	0 (0.00%)	\$0.00 (0.00%)
9. Minnesota	18,527 (0.64%)	7.48%	1,386 (0.20%)	11.25%	7.27	00:05:15	0.00%	0 (0.00%)	\$0.00 (0.00%)
10. Georgia	16,314 (0.57%)	35.28%	5,755 (0.83%)	14.29%	10.36	00:05:25	0.00%	0 (0.00%)	\$0.00 (0.00%)
11. Kansas	14,412 (0.50%)	31.23%	4,501 (0.65%)	17.08%	9.05	00:05:37	0.00%	0 (0.00%)	\$0.00 (0.00%)
12. Arizona	13,061 (0.45%)	31.54%	4,120 (0.59%)	9.43%	9.12	00:05:22	0.00%	0 (0.00%)	\$0.00 (0.00%)
13. Louisiana	12,349 (0.43%)	29.98%	3,702 (0.53%)	21.06%	7.11	00:04:03	0.00%	0 (0.00%)	\$0.00 (0.00%)
14. Arkansas	11,559 (0.40%)	33.58%	3,881 (0.56%)	16.65%	8.83	00:05:17	0.00%	0 (0.00%)	\$0.00 (0.00%)

Rank	State	Count	Percentage	Count	Percentage	Count	Count	Count	Count	Count
15.	Tennessee	8,777 (0.30%)	34.81%	3,055 (0.44%)	17.65%	9.37	00:05:24	0.00%	0 (0.00%)	\$0.00 (0.00%)
16.	New York	7,771 (0.27%)	39.87%	3,098 (0.45%)	13.74%	9.65	00:05:21	0.00%	0 (0.00%)	\$0.00 (0.00%)
17.	North Carolina	6,383 (0.22%)	36.61%	2,337 (0.34%)	11.17%	12.22	00:06:23	0.00%	0 (0.00%)	\$0.00 (0.00%)
18.	Wisconsin	5,963 (0.21%)	32.58%	1,943 (0.28%)	21.10%	9.18	00:05:33	0.00%	0 (0.00%)	\$0.00 (0.00%)
19.	Virginia	5,662 (0.20%)	47.16%	2,670 (0.39%)	22.13%	10.68	00:07:10	0.00%	0 (0.00%)	\$0.00 (0.00%)
20.	Ohio	5,046 (0.17%)	46.55%	2,349 (0.34%)	11.63%	11.28	00:06:19	0.00%	0 (0.00%)	\$0.00 (0.00%)
21.	New Jersey	4,104 (0.14%)	35.53%	1,458 (0.21%)	8.50%	11.88	00:05:48	0.00%	0 (0.00%)	\$0.00 (0.00%)
22.	(not set)	3,977 (0.14%)	43.90%	1,746 (0.25%)	27.81%	7.98	00:04:07	0.00%	0 (0.00%)	\$0.00 (0.00%)
23.	Indiana	3,830 (0.13%)	22.51%	862 (0.12%)	12.04%	7.82	00:04:45	0.00%	0 (0.00%)	\$0.00 (0.00%)
24.	Pennsylvania	3,654 (0.13%)	33.80%	1,235 (0.18%)	16.64%	8.46	00:05:38	0.00%	0 (0.00%)	\$0.00 (0.00%)
25.	District of Columbia	3,405 (0.12%)	24.26%	826 (0.12%)	8.34%	12.82	00:06:37	0.00%	0 (0.00%)	\$0.00 (0.00%)
26.	Maryland	3,312 (0.11%)	34.54%	1,144 (0.17%)	13.47%	12.09	00:07:47	0.00%	0 (0.00%)	\$0.00 (0.00%)
27.	Michigan	2,853 (0.10%)	46.37%	1,323 (0.19%)	20.19%	8.58	00:06:14	0.00%	0 (0.00%)	\$0.00 (0.00%)
28.	Kentucky	2,468 (0.09%)	42.95%	1,060 (0.15%)	14.06%	11.47	00:06:59	0.00%	0 (0.00%)	\$0.00 (0.00%)
29.	Iowa	2,384 (0.08%)	39.81%	949 (0.14%)	21.69%	8.30	00:05:33	0.00%	0 (0.00%)	\$0.00 (0.00%)
30.	Nebraska	2,246 (0.08%)	42.07%	945 (0.14%)	12.29%	11.25	00:05:29	0.00%	0 (0.00%)	\$0.00 (0.00%)
31.	Nevada	1,735 (0.06%)	46.51%	807 (0.12%)	19.60%	10.59	00:06:28	0.00%	0 (0.00%)	\$0.00 (0.00%)
32.	South Carolina	1,631 (0.06%)	36.91%	602 (0.09%)	13.73%	9.76	00:05:39	0.00%	0 (0.00%)	\$0.00 (0.00%)
33.	Connecticut	1,583 (0.05%)	40.68%	644 (0.09%)	9.10%	10.83	00:05:19	0.00%	0 (0.00%)	\$0.00 (0.00%)
34.	Oregon	1,524 (0.05%)	41.01%	625 (0.09%)	16.93%	11.06	00:05:04	0.00%	0 (0.00%)	\$0.00 (0.00%)
35.	New Mexico	1,467 (0.05%)	42.67%	626 (0.09%)	21.34%	10.56	00:06:28	0.00%	0 (0.00%)	\$0.00 (0.00%)
36.	Massachusetts	1,465 (0.05%)	50.58%	741 (0.11%)	14.95%	9.84	00:05:08	0.00%	0 (0.00%)	\$0.00 (0.00%)
37.	Utah	1,324 (0.05%)	37.08%	491 (0.07%)	17.45%	7.85	00:05:23	0.00%	0 (0.00%)	\$0.00 (0.00%)
38.	Alabama	1,196 (0.04%)	46.57%	557 (0.08%)	18.23%	8.82	00:05:15	0.00%	0 (0.00%)	\$0.00 (0.00%)
39.	Mississippi	893 (0.03%)	44.34%	396 (0.06%)	21.16%	10.36	00:05:31	0.00%	0 (0.00%)	\$0.00 (0.00%)
40.	Montana	666 (0.02%)	43.54%	290 (0.04%)	22.52%	8.15	00:04:27	0.00%	0 (0.00%)	\$0.00 (0.00%)
41.	West Virginia	441 (0.02%)	39.68%	175 (0.03%)	23.81%	9.97	00:07:03	0.00%	0 (0.00%)	\$0.00 (0.00%)
42.	Hawaii	402 (0.01%)	52.49%	211 (0.03%)	25.37%	8.12	00:04:40	0.00%	0 (0.00%)	\$0.00 (0.00%)
43.	Rhode Island	402 (0.01%)	48.51%	195 (0.03%)	6.72%	8.28	00:03:44	0.00%	0 (0.00%)	\$0.00 (0.00%)
44.	Idaho	398 (0.01%)	41.21%	164 (0.02%)	18.84%	7.64	00:03:48	0.00%	0 (0.00%)	\$0.00 (0.00%)
45.	Alaska	377 (0.01%)	59.15%	223 (0.03%)	14.85%	10.93	00:07:37	0.00%	0 (0.00%)	\$0.00 (0.00%)
46.	North Dakota	286 (0.01%)	42.31%	121 (0.02%)	20.28%	8.63	00:04:39	0.00%	0 (0.00%)	\$0.00 (0.00%)
47.	Delaware	240 (0.01%)	45.00%	108 (0.02%)	8.75%	9.19	00:04:38	0.00%	0 (0.00%)	\$0.00 (0.00%)
48.	Wyoming	217 (0.01%)	47.00%	102 (0.01%)	21.66%	11.88	00:06:15	0.00%	0 (0.00%)	\$0.00 (0.00%)
49.	New Hampshire	203 (0.01%)	59.61%	121 (0.02%)	19.70%	7.79	00:04:04	0.00%	0 (0.00%)	\$0.00 (0.00%)
50.	South Dakota	132 (0.00%)	65.91%	87 (0.01%)	26.52%	11.21	00:04:00	0.00%	0 (0.00%)	\$0.00 (0.00%)
51.	(not set)	73 (0.00%)	39.73%	29 (0.00%)	19.18%	9.32	00:03:34	0.00%	0 (0.00%)	\$0.00 (0.00%)
52.	Maine	52 (0.00%)	80.77%	42 (0.01%)	19.23%	7.94	00:03:14	0.00%	0 (0.00%)	\$0.00 (0.00%)
53.	Vermont	51 (0.00%)	60.78%	31 (0.00%)	21.57%	9.71	00:03:53	0.00%	0 (0.00%)	\$0.00 (0.00%)

© 2015 Google

Jan 1, 2014 - Dec 31, 2014

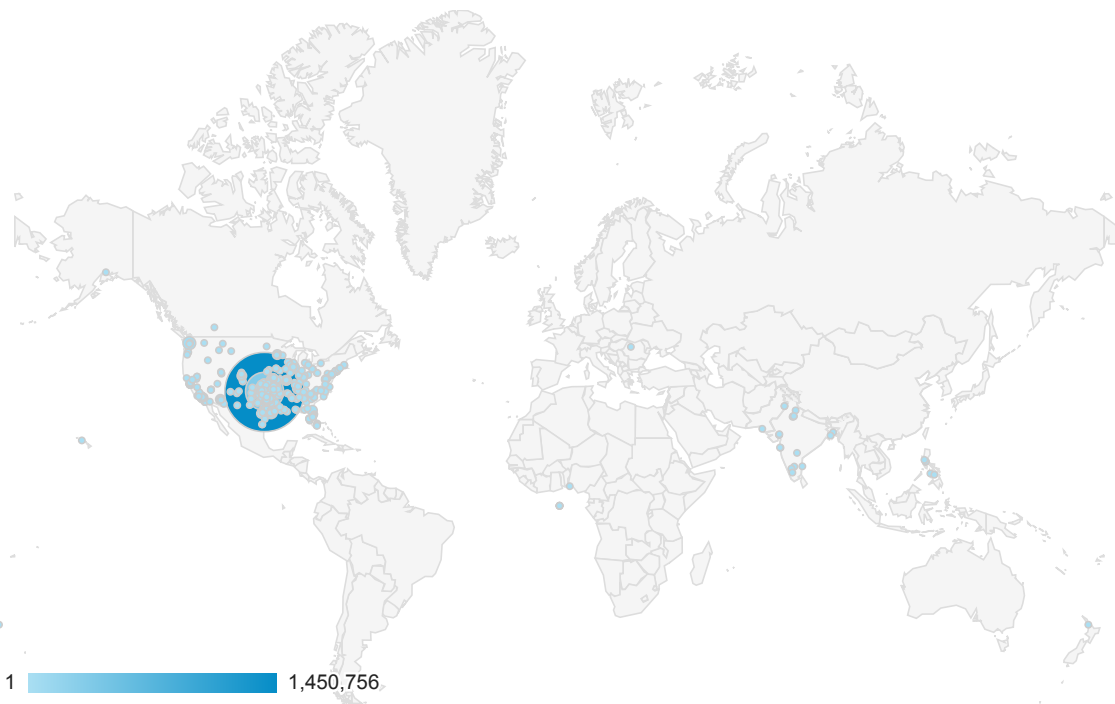
Location

All Sessions
100.00%

+ Add Segment

Map Overlay

Summary



City	Acquisition			Behavior			Conversions		
	Sessions	% New Sessions	New Users	Bounce Rate	Pages / Session	Avg. Session Duration	Goal Conversion Rate	Goal Completions	Goal Value
	2,907,651 % of Total: 100.00% (2,907,651)	24.15% Site Avg: 24.13% (0.09%)	702,206 % of Total: 100.09% (701,574)	13.67% Site Avg: 13.67% (0.00%)	10.69 Site Avg: 10.69 (0.00%)	00:06:30 Site Avg: 00:06:30 (0.00%)	0.00% Site Avg: 0.00% (0.00%)	0 % of Total: 0.00% (0)	\$0.00 % of Total: 0.00% (\$0.00)
1. Oklahoma City	1,450,756 (49.89%)	21.79%	316,169 (45.03%)	12.57%	11.22	00:06:36	0.00%	0 (0.00%)	\$0.00 (0.00%)
2. Edmond	345,010 (11.87%)	20.52%	70,796 (10.08%)	13.76%	10.89	00:06:38	0.00%	0 (0.00%)	\$0.00 (0.00%)
3. Midwest City	114,469 (3.94%)	23.48%	26,879 (3.83%)	12.45%	11.36	00:07:00	0.00%	0 (0.00%)	\$0.00 (0.00%)
4. Tuttle	57,387 (1.97%)	28.73%	16,489 (2.35%)	20.94%	7.07	00:03:57	0.00%	0 (0.00%)	\$0.00 (0.00%)
5. Tulsa	55,168 (1.90%)	25.48%	14,059 (2.00%)	14.52%	8.82	00:05:12	0.00%	0 (0.00%)	\$0.00 (0.00%)
6. Norman	51,946 (1.79%)	28.52%	14,814 (2.11%)	14.11%	10.45	00:06:06	0.00%	0 (0.00%)	\$0.00 (0.00%)
7. Choctaw	44,898 (1.54%)	24.58%	11,036 (1.57%)	12.85%	11.88	00:06:53	0.00%	0 (0.00%)	\$0.00 (0.00%)
8. Moore	44,004 (1.51%)	26.71%	11,755 (1.67%)	12.87%	10.79	00:06:16	0.00%	0 (0.00%)	\$0.00 (0.00%)
9. Seattle	36,144 (1.24%)	13.16%	4,755 (0.68%)	6.17%	8.44	00:05:09	0.00%	0 (0.00%)	\$0.00 (0.00%)
10. Bethany	34,198 (1.18%)	23.95%	8,192 (1.17%)	10.77%	12.76	00:07:02	0.00%	0 (0.00%)	\$0.00 (0.00%)
11. Dallas	32,199 (1.11%)	22.85%	7,358 (1.05%)	14.07%	8.76	00:06:40	0.00%	0 (0.00%)	\$0.00 (0.00%)
12. Houston	25,759 (0.89%)	29.32%	7,553 (1.08%)	16.11%	9.12	00:05:45	0.00%	0 (0.00%)	\$0.00 (0.00%)
13. Warrenville	25,511 (0.88%)	19.89%	5,075 (0.72%)	14.02%	7.77	00:12:06	0.00%	0 (0.00%)	\$0.00 (0.00%)
14. Yukon	19,538 (0.67%)	27.78%	5,428 (0.77%)	15.28%	11.86	00:07:30	0.00%	0 (0.00%)	\$0.00 (0.00%)

15.	Stillwater	17,888 (0.62%)	18.12%	3,241 (0.46%)	16.81%	10.67	00:08:23	0.00%	0 (0.00%)	\$0.00 (0.00%)
16.	Jacksonville	17,726 (0.61%)	3.68%	653 (0.09%)	14.75%	6.58	00:08:45	0.00%	0 (0.00%)	\$0.00 (0.00%)
17.	Minneapolis	16,821 (0.58%)	3.42%	575 (0.08%)	10.75%	6.96	00:05:13	0.00%	0 (0.00%)	\$0.00 (0.00%)
18.	Chicago	14,052 (0.48%)	31.93%	4,487 (0.64%)	20.40%	9.67	00:06:43	0.00%	0 (0.00%)	\$0.00 (0.00%)
19.	Denver	11,460 (0.39%)	29.49%	3,380 (0.48%)	18.48%	8.77	00:05:45	0.00%	0 (0.00%)	\$0.00 (0.00%)
20.	Guthrie	10,461 (0.36%)	23.83%	2,493 (0.36%)	12.63%	11.38	00:08:01	0.00%	0 (0.00%)	\$0.00 (0.00%)
21.	Waco	9,968 (0.34%)	30.61%	3,051 (0.43%)	21.75%	6.98	00:04:00	0.00%	0 (0.00%)	\$0.00 (0.00%)
22.	(not set)	9,468 (0.33%)	36.19%	3,426 (0.49%)	26.93%	9.76	00:05:52	0.00%	0 (0.00%)	\$0.00 (0.00%)
23.	Phoenix	9,438 (0.32%)	25.08%	2,367 (0.34%)	6.78%	9.02	00:04:47	0.00%	0 (0.00%)	\$0.00 (0.00%)
24.	Lawton	8,930 (0.31%)	35.35%	3,157 (0.45%)	18.45%	10.54	00:06:12	0.00%	0 (0.00%)	\$0.00 (0.00%)
25.	Mustang	8,560 (0.29%)	27.80%	2,380 (0.34%)	15.67%	10.06	00:06:28	0.00%	0 (0.00%)	\$0.00 (0.00%)
26.	Del City	8,004 (0.28%)	17.78%	1,423 (0.20%)	7.72%	11.11	00:07:30	0.00%	0 (0.00%)	\$0.00 (0.00%)
27.	Aftton	7,775 (0.27%)	29.47%	2,291 (0.33%)	23.41%	7.23	00:04:30	0.00%	0 (0.00%)	\$0.00 (0.00%)
28.	Austin	7,635 (0.26%)	32.25%	2,462 (0.35%)	12.55%	10.03	00:05:08	0.00%	0 (0.00%)	\$0.00 (0.00%)
29.	San Antonio	7,298 (0.25%)	36.61%	2,672 (0.38%)	18.99%	9.15	00:05:33	0.00%	0 (0.00%)	\$0.00 (0.00%)
30.	Atoka	7,157 (0.25%)	9.05%	648 (0.09%)	20.39%	7.91	00:08:12	0.00%	0 (0.00%)	\$0.00 (0.00%)
31.	St. Louis	6,992 (0.24%)	27.65%	1,933 (0.28%)	17.72%	9.91	00:05:29	0.00%	0 (0.00%)	\$0.00 (0.00%)
32.	New York	6,843 (0.24%)	41.55%	2,843 (0.40%)	12.70%	9.53	00:05:00	0.00%	0 (0.00%)	\$0.00 (0.00%)
33.	Wichita	6,469 (0.22%)	28.30%	1,831 (0.26%)	18.29%	8.91	00:05:42	0.00%	0 (0.00%)	\$0.00 (0.00%)
34.	Los Angeles	6,271 (0.22%)	33.97%	2,130 (0.30%)	17.01%	10.61	00:06:38	0.00%	0 (0.00%)	\$0.00 (0.00%)
35.	Fort Worth	6,195 (0.21%)	31.44%	1,948 (0.28%)	11.28%	10.58	00:05:21	0.00%	0 (0.00%)	\$0.00 (0.00%)
36.	Santa Ana	6,168 (0.21%)	3.45%	213 (0.03%)	15.68%	3.90	00:01:57	0.00%	0 (0.00%)	\$0.00 (0.00%)
37.	Kansas City	5,593 (0.19%)	27.30%	1,527 (0.22%)	14.25%	10.46	00:05:17	0.00%	0 (0.00%)	\$0.00 (0.00%)
38.	Shawnee	5,431 (0.19%)	36.97%	2,008 (0.29%)	14.18%	10.94	00:06:06	0.00%	0 (0.00%)	\$0.00 (0.00%)
39.	Piedmont	5,280 (0.18%)	25.28%	1,335 (0.19%)	13.37%	10.52	00:07:17	0.00%	0 (0.00%)	\$0.00 (0.00%)
40.	Bryan	5,262 (0.18%)	28.73%	1,512 (0.22%)	22.16%	6.37	00:03:50	0.00%	0 (0.00%)	\$0.00 (0.00%)
41.	College Park	5,132 (0.18%)	34.66%	1,779 (0.25%)	6.35%	13.99	00:06:27	0.00%	0 (0.00%)	\$0.00 (0.00%)
42.	Bengaluru	4,798 (0.17%)	62.63%	3,005 (0.43%)	10.71%	7.77	00:04:14	0.00%	0 (0.00%)	\$0.00 (0.00%)
43.	Harrah	4,485 (0.15%)	22.83%	1,024 (0.15%)	13.00%	10.31	00:06:30	0.00%	0 (0.00%)	\$0.00 (0.00%)
44.	Snook	4,399 (0.15%)	30.39%	1,337 (0.19%)	20.39%	6.86	00:03:47	0.00%	0 (0.00%)	\$0.00 (0.00%)
45.	Blanchard	4,343 (0.15%)	32.77%	1,423 (0.20%)	17.13%	11.95	00:06:43	0.00%	0 (0.00%)	\$0.00 (0.00%)
46.	Broken Arrow	4,343 (0.15%)	50.50%	2,193 (0.31%)	26.71%	8.07	00:04:49	0.00%	0 (0.00%)	\$0.00 (0.00%)
47.	Lowell	4,036 (0.14%)	20.47%	826 (0.12%)	4.73%	9.13	00:04:06	0.00%	0 (0.00%)	\$0.00 (0.00%)
48.	Memphis	3,981 (0.14%)	31.50%	1,254 (0.18%)	22.08%	7.49	00:04:45	0.00%	0 (0.00%)	\$0.00 (0.00%)
49.	Enid	3,946 (0.14%)	35.20%	1,389 (0.20%)	20.25%	10.61	00:05:51	0.00%	0 (0.00%)	\$0.00 (0.00%)
50.	Plano	3,644 (0.13%)	36.28%	1,322 (0.19%)	15.59%	8.77	00:04:50	0.00%	0 (0.00%)	\$0.00 (0.00%)
51.	Washington	3,373 (0.12%)	24.46%	825 (0.12%)	8.36%	12.86	00:06:39	0.00%	0 (0.00%)	\$0.00 (0.00%)
52.	San Francisco	3,210 (0.11%)	40.93%	1,314 (0.19%)	17.60%	9.73	00:05:50	0.00%	0 (0.00%)	\$0.00 (0.00%)
53.	Claremore	3,105 (0.11%)	17.46%	542 (0.08%)	11.37%	9.45	00:05:11	0.00%	0 (0.00%)	\$0.00 (0.00%)
54.	Little Rock	3,022 (0.10%)	29.35%	887 (0.13%)	22.80%	8.13	00:05:30	0.00%	0 (0.00%)	\$0.00 (0.00%)
55.	El Reno	2,970 (0.10%)	21.89%	650 (0.09%)	9.56%	12.33	00:05:48	0.00%	0 (0.00%)	\$0.00 (0.00%)

Market Overview		Key Metrics			Operational Data			Financial Summary		
Market ID	Market Name	Revenue (M)	Profit Margin (%)	Units Sold (K)	Market Share (%)	Avg. Price (USD)	Lead Time (Days)	Customer Sat. (%)	Churn Rate (%)	Net Income (M)
56.	Central	2,856 (0.10%)	27.91%	797 (0.11%)	20.94%	6.91	00:04:01	0.00%	0 (0.00%)	\$0.00 (0.00%)
57.	Atlanta	2,841 (0.10%)	31.96%	908 (0.13%)	19.39%	8.20	00:05:11	0.00%	0 (0.00%)	\$0.00 (0.00%)
58.	Irving	2,826 (0.10%)	30.40%	859 (0.12%)	9.02%	9.20	00:05:07	0.00%	0 (0.00%)	\$0.00 (0.00%)
59.	San Jose	2,768 (0.10%)	41.73%	1,155 (0.16%)	27.71%	12.69	00:05:41	0.00%	0 (0.00%)	\$0.00 (0.00%)
60.	Ponca City	2,695 (0.09%)	17.33%	467 (0.07%)	11.73%	11.04	00:06:30	0.00%	0 (0.00%)	\$0.00 (0.00%)
61.	Madison	2,457 (0.08%)	29.63%	728 (0.10%)	24.91%	7.28	00:04:53	0.00%	0 (0.00%)	\$0.00 (0.00%)
62.	Grapevine	2,410 (0.08%)	19.92%	480 (0.07%)	12.86%	9.14	00:05:15	0.00%	0 (0.00%)	\$0.00 (0.00%)
63.	Baton Rouge	2,350 (0.08%)	27.91%	656 (0.09%)	21.49%	6.79	00:03:42	0.00%	0 (0.00%)	\$0.00 (0.00%)
64.	Springfield	2,346 (0.08%)	55.80%	1,309 (0.19%)	7.67%	17.20	00:07:18	0.00%	0 (0.00%)	\$0.00 (0.00%)
65.	Lakewood	2,224 (0.08%)	30.67%	682 (0.10%)	20.64%	8.10	00:05:26	0.00%	0 (0.00%)	\$0.00 (0.00%)
66.	College Station	2,198 (0.08%)	41.99%	923 (0.13%)	9.65%	10.04	00:04:40	0.00%	0 (0.00%)	\$0.00 (0.00%)
67.	San Diego	2,172 (0.07%)	35.50%	771 (0.11%)	17.63%	11.74	00:07:51	0.00%	0 (0.00%)	\$0.00 (0.00%)
68.	Arlington	2,090 (0.07%)	23.21%	485 (0.07%)	10.72%	9.09	00:04:49	0.00%	0 (0.00%)	\$0.00 (0.00%)
69.	New Orleans	2,086 (0.07%)	31.26%	652 (0.09%)	23.59%	7.06	00:04:13	0.00%	0 (0.00%)	\$0.00 (0.00%)
70.	Evansville	1,984 (0.07%)	3.58%	71 (0.01%)	5.54%	7.06	00:04:01	0.00%	0 (0.00%)	\$0.00 (0.00%)
71.	Berkeley	1,958 (0.07%)	27.53%	539 (0.08%)	7.46%	13.34	00:06:35	0.00%	0 (0.00%)	\$0.00 (0.00%)
72.	Inniswold	1,853 (0.06%)	28.93%	536 (0.08%)	19.70%	7.04	00:03:49	0.00%	0 (0.00%)	\$0.00 (0.00%)
73.	Durant	1,849 (0.06%)	24.28%	449 (0.06%)	13.79%	8.36	00:03:56	0.00%	0 (0.00%)	\$0.00 (0.00%)
74.	Bartlesville	1,830 (0.06%)	33.83%	619 (0.09%)	21.80%	7.25	00:05:50	0.00%	0 (0.00%)	\$0.00 (0.00%)
75.	Ardmore	1,821 (0.06%)	51.24%	933 (0.13%)	19.44%	9.96	00:04:31	0.00%	0 (0.00%)	\$0.00 (0.00%)
76.	Chickasha	1,810 (0.06%)	30.66%	555 (0.08%)	22.43%	9.39	00:05:53	0.00%	0 (0.00%)	\$0.00 (0.00%)
77.	Park Ridge	1,772 (0.06%)	33.75%	598 (0.09%)	5.59%	14.33	00:06:13	0.00%	0 (0.00%)	\$0.00 (0.00%)
78.	Ashburn	1,771 (0.06%)	42.80%	758 (0.11%)	34.33%	11.03	00:09:57	0.00%	0 (0.00%)	\$0.00 (0.00%)
79.	Woodward	1,739 (0.06%)	20.30%	353 (0.05%)	13.69%	8.10	00:04:49	0.00%	0 (0.00%)	\$0.00 (0.00%)
80.	Tampa	1,735 (0.06%)	15.68%	272 (0.04%)	15.68%	6.64	00:06:30	0.00%	0 (0.00%)	\$0.00 (0.00%)
81.	McCloud	1,698 (0.06%)	28.33%	481 (0.07%)	9.78%	13.61	00:08:29	0.00%	0 (0.00%)	\$0.00 (0.00%)
82.	Kingfisher	1,672 (0.06%)	34.33%	574 (0.08%)	18.90%	10.16	00:06:02	0.00%	0 (0.00%)	\$0.00 (0.00%)
83.	Omaha	1,671 (0.06%)	36.51%	610 (0.09%)	9.16%	12.16	00:05:33	0.00%	0 (0.00%)	\$0.00 (0.00%)
84.	Colorado Springs	1,599 (0.05%)	39.15%	626 (0.09%)	24.33%	8.68	00:05:16	0.00%	0 (0.00%)	\$0.00 (0.00%)
85.	Olathe	1,506 (0.05%)	30.94%	466 (0.07%)	12.68%	11.00	00:06:10	0.00%	0 (0.00%)	\$0.00 (0.00%)
86.	Charlotte	1,506 (0.05%)	38.71%	583 (0.08%)	10.89%	11.34	00:05:43	0.00%	0 (0.00%)	\$0.00 (0.00%)
87.	New Delhi	1,499 (0.05%)	11.21%	168 (0.02%)	12.21%	10.73	00:22:06	0.00%	0 (0.00%)	\$0.00 (0.00%)
88.	Nashville	1,485 (0.05%)	39.19%	582 (0.08%)	13.40%	11.19	00:05:46	0.00%	0 (0.00%)	\$0.00 (0.00%)
89.	Round Rock	1,458 (0.05%)	28.74%	419 (0.06%)	9.88%	11.41	00:06:18	0.00%	0 (0.00%)	\$0.00 (0.00%)
90.	Topeka	1,451 (0.05%)	25.64%	372 (0.05%)	12.89%	8.53	00:04:59	0.00%	0 (0.00%)	\$0.00 (0.00%)
91.	Shenandoah	1,437 (0.05%)	26.44%	380 (0.05%)	18.86%	6.81	00:03:37	0.00%	0 (0.00%)	\$0.00 (0.00%)
92.	Killeen	1,421 (0.05%)	38.49%	547 (0.08%)	24.63%	6.64	00:04:04	0.00%	0 (0.00%)	\$0.00 (0.00%)
93.	Morrison	1,395 (0.05%)	8.32%	116 (0.02%)	20.72%	7.53	00:07:42	0.00%	0 (0.00%)	\$0.00 (0.00%)
94.	Overland Park	1,386 (0.05%)	33.33%	462 (0.07%)	12.27%	9.05	00:05:22	0.00%	0 (0.00%)	\$0.00 (0.00%)
95.	McKinnev	1,360 (0.05%)	29.26%	398 (0.06%)	6.91%	43.44	00:16:16	0.00%	0 (0.00%)	\$0.00 (0.00%)

Rank	City	Population	Area (sq mi)	Population Density	Median Income	Unemployment Rate	Avg Commute (min)	Cost of Living Index	Quality of Life Score	Year Founded
96.	Raleigh	1,332 (0.05%)	31.76%	423 (0.06%)	8.56%	17.75	00:08:02	0.00%	0 (0.00%)	\$0.00 (0.00%)
97.	Elk City	1,326 (0.05%)	31.30%	415 (0.06%)	17.87%	13.63	00:06:08	0.00%	0 (0.00%)	\$0.00 (0.00%)
98.	Moon	1,275 (0.04%)	8.39%	107 (0.02%)	16.08%	6.71	00:06:29	0.00%	0 (0.00%)	\$0.00 (0.00%)
99.	Richardson	1,274 (0.04%)	34.93%	445 (0.06%)	10.05%	9.98	00:06:56	0.00%	0 (0.00%)	\$0.00 (0.00%)
100.	Ada	1,264 (0.04%)	45.73%	578 (0.08%)	22.07%	11.33	00:07:03	0.00%	0 (0.00%)	\$0.00 (0.00%)
101.	Cushing	1,238 (0.04%)	31.42%	389 (0.06%)	20.03%	11.13	00:07:09	0.00%	0 (0.00%)	\$0.00 (0.00%)
102.	Redwood City	1,200 (0.04%)	32.17%	386 (0.05%)	23.67%	8.93	00:10:13	0.00%	0 (0.00%)	\$0.00 (0.00%)
103.	Franklin	1,195 (0.04%)	32.89%	393 (0.06%)	3.93%	12.64	00:05:03	0.00%	0 (0.00%)	\$0.00 (0.00%)
104.	Duncan	1,188 (0.04%)	37.71%	448 (0.06%)	18.43%	9.61	00:05:48	0.00%	0 (0.00%)	\$0.00 (0.00%)
105.	Huntsville	1,170 (0.04%)	29.23%	342 (0.05%)	22.56%	7.29	00:04:20	0.00%	0 (0.00%)	\$0.00 (0.00%)
106.	Grand Prairie	1,153 (0.04%)	24.80%	286 (0.04%)	16.74%	10.15	00:07:46	0.00%	0 (0.00%)	\$0.00 (0.00%)
107.	Sapulpa	1,141 (0.04%)	31.55%	360 (0.05%)	18.67%	7.07	00:03:40	0.00%	0 (0.00%)	\$0.00 (0.00%)
108.	Westlake	1,134 (0.04%)	41.18%	467 (0.07%)	10.76%	7.82	00:06:44	0.00%	0 (0.00%)	\$0.00 (0.00%)
109.	Tempe	1,133 (0.04%)	27.36%	310 (0.04%)	21.71%	6.58	00:03:57	0.00%	0 (0.00%)	\$0.00 (0.00%)
110.	Burbank	1,109 (0.04%)	12.71%	141 (0.02%)	9.83%	12.54	00:09:59	0.00%	0 (0.00%)	\$0.00 (0.00%)
111.	Aurora	1,105 (0.04%)	32.85%	363 (0.05%)	22.90%	9.29	00:05:21	0.00%	0 (0.00%)	\$0.00 (0.00%)
112.	Thousand Oaks	1,082 (0.04%)	3.23%	35 (0.00%)	17.74%	6.22	00:07:23	0.00%	0 (0.00%)	\$0.00 (0.00%)
113.	Weatherford	1,046 (0.04%)	35.95%	376 (0.05%)	13.77%	11.30	00:05:54	0.00%	0 (0.00%)	\$0.00 (0.00%)
114.	Bedford	1,033 (0.04%)	25.07%	259 (0.04%)	10.75%	12.49	00:08:36	0.00%	0 (0.00%)	\$0.00 (0.00%)
115.	Ottumwa	1,020 (0.04%)	26.18%	267 (0.04%)	26.27%	6.68	00:05:13	0.00%	0 (0.00%)	\$0.00 (0.00%)
116.	Scottsdale	1,016 (0.03%)	48.82%	496 (0.07%)	15.26%	6.39	00:05:26	0.00%	0 (0.00%)	\$0.00 (0.00%)
117.	Louisville	996 (0.03%)	42.47%	423 (0.06%)	7.23%	14.80	00:08:24	0.00%	0 (0.00%)	\$0.00 (0.00%)
118.	Lone Tree	994 (0.03%)	9.26%	92 (0.01%)	3.22%	9.20	00:05:08	0.00%	0 (0.00%)	\$0.00 (0.00%)
119.	Gurgaon	993 (0.03%)	12.39%	123 (0.02%)	9.67%	11.15	00:25:49	0.00%	0 (0.00%)	\$0.00 (0.00%)
120.	Muskogee	980 (0.03%)	55.10%	540 (0.08%)	29.69%	7.21	00:04:34	0.00%	0 (0.00%)	\$0.00 (0.00%)
121.	Milwaukee	971 (0.03%)	30.59%	297 (0.04%)	14.83%	16.62	00:09:14	0.00%	0 (0.00%)	\$0.00 (0.00%)
122.	Frisco	968 (0.03%)	43.39%	420 (0.06%)	14.46%	11.21	00:07:01	0.00%	0 (0.00%)	\$0.00 (0.00%)
123.	Indianapolis	961 (0.03%)	36.94%	355 (0.05%)	19.77%	8.44	00:05:07	0.00%	0 (0.00%)	\$0.00 (0.00%)
124.	Sugar Land	932 (0.03%)	19.64%	183 (0.03%)	8.26%	11.69	00:05:11	0.00%	0 (0.00%)	\$0.00 (0.00%)
125.	Chandler	925 (0.03%)	44.11%	408 (0.06%)	13.30%	11.50	00:06:29	0.00%	0 (0.00%)	\$0.00 (0.00%)
126.	Jefferson City	905 (0.03%)	9.17%	83 (0.01%)	3.76%	15.35	00:07:32	0.00%	0 (0.00%)	\$0.00 (0.00%)
127.	Newcastle	894 (0.03%)	39.04%	349 (0.05%)	12.30%	12.07	00:06:48	0.00%	0 (0.00%)	\$0.00 (0.00%)
128.	Altus	870 (0.03%)	30.34%	264 (0.04%)	18.28%	10.19	00:05:21	0.00%	0 (0.00%)	\$0.00 (0.00%)
129.	Rosenberg	862 (0.03%)	36.19%	312 (0.04%)	13.92%	13.04	00:07:00	0.00%	0 (0.00%)	\$0.00 (0.00%)
130.	Palmdale	858 (0.03%)	26.46%	227 (0.03%)	12.82%	10.21	00:05:40	0.00%	0 (0.00%)	\$0.00 (0.00%)
131.	Bixby	848 (0.03%)	51.06%	433 (0.06%)	22.76%	9.56	00:04:50	0.00%	0 (0.00%)	\$0.00 (0.00%)
132.	Stephenville	848 (0.03%)	10.38%	88 (0.01%)	5.07%	12.87	00:06:15	0.00%	0 (0.00%)	\$0.00 (0.00%)
133.	73112	846 (0.03%)	17.26%	146 (0.02%)	11.82%	10.95	00:06:46	0.00%	0 (0.00%)	\$0.00 (0.00%)
134.	Garland	845 (0.03%)	49.23%	416 (0.06%)	14.67%	9.00	00:05:04	0.00%	0 (0.00%)	\$0.00 (0.00%)
135.	Owasso	832 (0.03%)	61.66%	513 (0.07%)	28.85%	8.48	00:04:03	0.00%	0 (0.00%)	\$0.00 (0.00%)

Rank	City	Population	Area (km²)	Population Density (/km²)	Area (mi²)	Population Density (/mi²)	Area (mi²)	Population Density (/mi²)	Area (mi²)	Population Density (/mi²)
136.	Midlothian	828 (0.03%)	6.16%	51 (0.01%)	6.88%	15.33	00:15:57	0.00%	0 (0.00%)	\$0.00 (0.00%)
137.	Carrollton	818 (0.03%)	54.65%	447 (0.06%)	20.42%	11.68	00:06:59	0.00%	0 (0.00%)	\$0.00 (0.00%)
138.	Dunwoody	814 (0.03%)	30.47%	248 (0.04%)	19.90%	6.62	00:03:44	0.00%	0 (0.00%)	\$0.00 (0.00%)
139.	Manila	805 (0.03%)	44.10%	355 (0.05%)	12.30%	21.23	00:41:14	0.00%	0 (0.00%)	\$0.00 (0.00%)
140.	Albuquerque	796 (0.03%)	44.72%	356 (0.05%)	22.11%	9.20	00:05:03	0.00%	0 (0.00%)	\$0.00 (0.00%)
141.	Tempe	784 (0.03%)	46.68%	366 (0.05%)	19.77%	8.58	00:04:43	0.00%	0 (0.00%)	\$0.00 (0.00%)
142.	Weatherford	777 (0.03%)	31.15%	242 (0.03%)	13.38%	31.63	00:13:08	0.00%	0 (0.00%)	\$0.00 (0.00%)
143.	Buffalo	766 (0.03%)	28.85%	221 (0.03%)	7.05%	11.75	00:07:15	0.00%	0 (0.00%)	\$0.00 (0.00%)
144.	Lenexa	725 (0.02%)	16.97%	123 (0.02%)	15.86%	9.17	00:05:59	0.00%	0 (0.00%)	\$0.00 (0.00%)
145.	Seminole	722 (0.02%)	45.71%	330 (0.05%)	13.30%	9.04	00:05:40	0.00%	0 (0.00%)	\$0.00 (0.00%)
146.	Jenks	704 (0.02%)	52.56%	370 (0.05%)	30.40%	7.08	00:04:34	0.00%	0 (0.00%)	\$0.00 (0.00%)
147.	Wilmington	700 (0.02%)	24.71%	173 (0.02%)	8.71%	12.85	00:06:48	0.00%	0 (0.00%)	\$0.00 (0.00%)
148.	Eules	695 (0.02%)	24.46%	170 (0.02%)	12.37%	10.04	00:07:26	0.00%	0 (0.00%)	\$0.00 (0.00%)
149.	73120	689 (0.02%)	21.19%	146 (0.02%)	12.92%	10.40	00:05:01	0.00%	0 (0.00%)	\$0.00 (0.00%)
150.	North Little Rock	670 (0.02%)	28.06%	188 (0.03%)	26.27%	8.76	00:06:28	0.00%	0 (0.00%)	\$0.00 (0.00%)
151.	Creve Coeur	670 (0.02%)	42.39%	284 (0.04%)	12.84%	10.58	00:04:53	0.00%	0 (0.00%)	\$0.00 (0.00%)
152.	Wichita Falls	669 (0.02%)	52.17%	349 (0.05%)	11.81%	11.08	00:07:21	0.00%	0 (0.00%)	\$0.00 (0.00%)
153.	Fort Smith	658 (0.02%)	63.07%	415 (0.06%)	23.40%	9.40	00:05:11	0.00%	0 (0.00%)	\$0.00 (0.00%)
154.	Tishomingo	650 (0.02%)	32.31%	210 (0.03%)	23.85%	10.32	00:05:49	0.00%	0 (0.00%)	\$0.00 (0.00%)
155.	Cluj-Napoca	627 (0.02%)	13.40%	84 (0.01%)	17.07%	7.44	00:09:35	0.00%	0 (0.00%)	\$0.00 (0.00%)
156.	Detroit	626 (0.02%)	56.23%	352 (0.05%)	21.73%	6.02	00:03:23	0.00%	0 (0.00%)	\$0.00 (0.00%)
157.	Centennial	611 (0.02%)	37.97%	232 (0.03%)	17.35%	8.67	00:05:02	0.00%	0 (0.00%)	\$0.00 (0.00%)
158.	Alva	607 (0.02%)	28.83%	175 (0.02%)	10.87%	13.86	00:14:32	0.00%	0 (0.00%)	\$0.00 (0.00%)
159.	Pleasanton	605 (0.02%)	47.44%	287 (0.04%)	39.34%	11.28	00:07:27	0.00%	0 (0.00%)	\$0.00 (0.00%)
160.	Egypt Lake-Leto	599 (0.02%)	8.01%	48 (0.01%)	3.67%	7.80	00:04:08	0.00%	0 (0.00%)	\$0.00 (0.00%)
161.	Tahlequah	593 (0.02%)	46.54%	276 (0.04%)	30.35%	11.91	00:06:29	0.00%	0 (0.00%)	\$0.00 (0.00%)
162.	DeForest	578 (0.02%)	26.47%	153 (0.02%)	25.78%	6.59	00:04:28	0.00%	0 (0.00%)	\$0.00 (0.00%)
163.	Gainesville	559 (0.02%)	36.14%	202 (0.03%)	9.48%	11.79	00:05:40	0.00%	0 (0.00%)	\$0.00 (0.00%)
164.	Simi Valley	557 (0.02%)	43.45%	242 (0.03%)	8.08%	9.88	00:04:07	0.00%	0 (0.00%)	\$0.00 (0.00%)
165.	Delray Beach	552 (0.02%)	16.49%	91 (0.01%)	12.32%	14.05	00:10:57	0.00%	0 (0.00%)	\$0.00 (0.00%)
166.	Beaverton	549 (0.02%)	20.22%	111 (0.02%)	6.74%	13.41	00:05:16	0.00%	0 (0.00%)	\$0.00 (0.00%)
167.	Columbia	548 (0.02%)	33.21%	182 (0.03%)	8.58%	9.52	00:04:14	0.00%	0 (0.00%)	\$0.00 (0.00%)
168.	Jersey City	548 (0.02%)	8.58%	47 (0.01%)	4.56%	10.65	00:06:28	0.00%	0 (0.00%)	\$0.00 (0.00%)
169.	Lewisville	547 (0.02%)	51.74%	283 (0.04%)	18.28%	10.50	00:04:40	0.00%	0 (0.00%)	\$0.00 (0.00%)
170.	Menlo Park	540 (0.02%)	21.30%	115 (0.02%)	3.89%	11.47	00:06:00	0.00%	0 (0.00%)	\$0.00 (0.00%)
171.	Ahmedabad	534 (0.02%)	7.87%	42 (0.01%)	5.24%	44.74	00:13:36	0.00%	0 (0.00%)	\$0.00 (0.00%)
172.	Renton	530 (0.02%)	40.38%	214 (0.03%)	10.00%	11.55	00:05:08	0.00%	0 (0.00%)	\$0.00 (0.00%)
173.	Boston	528 (0.02%)	53.98%	285 (0.04%)	11.36%	8.80	00:04:20	0.00%	0 (0.00%)	\$0.00 (0.00%)
174.	Addison	525 (0.02%)	38.10%	200 (0.03%)	10.67%	11.30	00:06:26	0.00%	0 (0.00%)	\$0.00 (0.00%)

175.	Makati	524 (0.02%)	40.65%	213 (0.03%)	15.84%	11.07	00:12:37	0.00%	0 (0.00%)	\$0.00 (0.00%)
176.	Columbus	520 (0.02%)	52.69%	274 (0.04%)	13.65%	8.95	00:04:56	0.00%	0 (0.00%)	\$0.00 (0.00%)
177.	Fayetteville	517 (0.02%)	50.87%	263 (0.04%)	23.02%	9.40	00:05:59	0.00%	0 (0.00%)	\$0.00 (0.00%)
178.	Irvine	501 (0.02%)	53.49%	268 (0.04%)	12.57%	9.63	00:05:43	0.00%	0 (0.00%)	\$0.00 (0.00%)
179.	Perry	491 (0.02%)	35.85%	176 (0.03%)	21.79%	8.56	00:04:31	0.00%	0 (0.00%)	\$0.00 (0.00%)
180.	Linthicum Heights	487 (0.02%)	32.85%	160 (0.02%)	8.42%	12.69	00:06:00	0.00%	0 (0.00%)	\$0.00 (0.00%)
181.	Mesquite	484 (0.02%)	43.60%	211 (0.03%)	16.74%	13.37	00:10:13	0.00%	0 (0.00%)	\$0.00 (0.00%)
182.	Chennai	479 (0.02%)	61.17%	293 (0.04%)	10.86%	12.46	00:07:28	0.00%	0 (0.00%)	\$0.00 (0.00%)
183.	Woodbury	477 (0.02%)	9.01%	43 (0.01%)	3.14%	11.55	00:05:40	0.00%	0 (0.00%)	\$0.00 (0.00%)
184.	Daytona Beach	476 (0.02%)	18.49%	88 (0.01%)	15.34%	13.08	00:10:04	0.00%	0 (0.00%)	\$0.00 (0.00%)
185.	Sand Springs	474 (0.02%)	64.35%	305 (0.04%)	29.32%	9.67	00:06:12	0.00%	0 (0.00%)	\$0.00 (0.00%)
186.	Sandy Springs	474 (0.02%)	33.12%	157 (0.02%)	9.70%	10.17	00:05:00	0.00%	0 (0.00%)	\$0.00 (0.00%)
187.	Hearne	473 (0.02%)	28.33%	134 (0.02%)	21.35%	7.67	00:05:51	0.00%	0 (0.00%)	\$0.00 (0.00%)
188.	Bowling Green	472 (0.02%)	36.44%	172 (0.02%)	28.81%	6.72	00:04:14	0.00%	0 (0.00%)	\$0.00 (0.00%)
189.	Bethesda	469 (0.02%)	10.02%	47 (0.01%)	5.12%	16.55	00:09:11	0.00%	0 (0.00%)	\$0.00 (0.00%)
190.	Paradise	468 (0.02%)	43.80%	205 (0.03%)	22.22%	10.21	00:05:30	0.00%	0 (0.00%)	\$0.00 (0.00%)
191.	Wagoner	463 (0.02%)	13.17%	61 (0.01%)	6.70%	9.04	00:06:51	0.00%	0 (0.00%)	\$0.00 (0.00%)
192.	Grove	462 (0.02%)	39.61%	183 (0.03%)	20.35%	10.66	00:05:04	0.00%	0 (0.00%)	\$0.00 (0.00%)
193.	(not set)	460 (0.02%)	34.13%	157 (0.02%)	18.26%	9.67	00:05:27	0.00%	0 (0.00%)	\$0.00 (0.00%)
194.	Mission	457 (0.02%)	11.60%	53 (0.01%)	5.91%	8.65	00:03:00	0.00%	0 (0.00%)	\$0.00 (0.00%)
195.	McAlester	456 (0.02%)	50.00%	228 (0.03%)	22.81%	11.15	00:06:02	0.00%	0 (0.00%)	\$0.00 (0.00%)
196.	Mooresville	448 (0.02%)	30.80%	138 (0.02%)	4.02%	9.02	00:05:15	0.00%	0 (0.00%)	\$0.00 (0.00%)
197.	Noble	448 (0.02%)	27.23%	122 (0.02%)	11.83%	11.84	00:06:59	0.00%	0 (0.00%)	\$0.00 (0.00%)
198.	Amarillo	448 (0.02%)	66.07%	296 (0.04%)	17.63%	9.90	00:04:47	0.00%	0 (0.00%)	\$0.00 (0.00%)
199.	Red Oak	447 (0.02%)	53.47%	239 (0.03%)	8.50%	15.78	00:10:10	0.00%	0 (0.00%)	\$0.00 (0.00%)
200.	Glendale	440 (0.02%)	45.23%	199 (0.03%)	8.41%	14.75	00:14:41	0.00%	0 (0.00%)	\$0.00 (0.00%)
201.	Maryland Heights	439 (0.02%)	36.22%	159 (0.02%)	7.52%	10.29	00:03:59	0.00%	0 (0.00%)	\$0.00 (0.00%)
202.	Warner Robins	431 (0.01%)	43.16%	186 (0.03%)	12.06%	11.52	00:05:55	0.00%	0 (0.00%)	\$0.00 (0.00%)
203.	Purcell	430 (0.01%)	49.30%	212 (0.03%)	21.86%	9.79	00:05:13	0.00%	0 (0.00%)	\$0.00 (0.00%)
204.	Sulphur	430 (0.01%)	41.86%	180 (0.03%)	20.93%	9.21	00:06:12	0.00%	0 (0.00%)	\$0.00 (0.00%)
205.	Navi Mumbai	429 (0.01%)	32.63%	140 (0.02%)	9.56%	7.02	00:07:31	0.00%	0 (0.00%)	\$0.00 (0.00%)
206.	Thornton	417 (0.01%)	31.89%	133 (0.02%)	26.86%	8.17	00:04:33	0.00%	0 (0.00%)	\$0.00 (0.00%)
207.	Clinton	414 (0.01%)	21.98%	91 (0.01%)	13.53%	10.55	00:05:23	0.00%	0 (0.00%)	\$0.00 (0.00%)
208.	Sharonville	409 (0.01%)	0.98%	4 (0.00%)	3.42%	8.85	00:06:54	0.00%	0 (0.00%)	\$0.00 (0.00%)
209.	Pauls Valley	408 (0.01%)	39.95%	163 (0.02%)	15.20%	11.71	00:06:12	0.00%	0 (0.00%)	\$0.00 (0.00%)
210.	Des Moines	406 (0.01%)	37.44%	152 (0.02%)	25.37%	7.16	00:04:19	0.00%	0 (0.00%)	\$0.00 (0.00%)
211.	Greenwood Village	406 (0.01%)	15.27%	62 (0.01%)	7.88%	8.96	00:04:06	0.00%	0 (0.00%)	\$0.00 (0.00%)
212.	Collierville	400 (0.01%)	19.75%	79 (0.01%)	18.00%	10.55	00:10:42	0.00%	0 (0.00%)	\$0.00 (0.00%)
213.	Stamford	398 (0.01%)	18.09%	72 (0.01%)	2.01%	11.03	00:04:49	0.00%	0 (0.00%)	\$0.00 (0.00%)

214.	Sacramento	393 (0.01%)	43.26%	170 (0.02%)	9.92%	9.22	00:05:57	0.00%	0 (0.00%)	\$0.00 (0.00%)
215.	Columbia	384 (0.01%)	34.38%	132 (0.02%)	21.61%	9.01	00:08:30	0.00%	0 (0.00%)	\$0.00 (0.00%)
216.	Mazomanie	384 (0.01%)	23.96%	92 (0.01%)	20.57%	7.12	00:05:42	0.00%	0 (0.00%)	\$0.00 (0.00%)
217.	Hartford	379 (0.01%)	69.39%	263 (0.04%)	3.69%	10.71	00:04:17	0.00%	0 (0.00%)	\$0.00 (0.00%)
218.	Hinton	369 (0.01%)	28.46%	105 (0.01%)	21.68%	8.78	00:10:32	0.00%	0 (0.00%)	\$0.00 (0.00%)
219.	Midland	369 (0.01%)	56.64%	209 (0.03%)	15.72%	8.78	00:03:47	0.00%	0 (0.00%)	\$0.00 (0.00%)
220.	Orlando	368 (0.01%)	46.47%	171 (0.02%)	22.01%	7.57	00:05:41	0.00%	0 (0.00%)	\$0.00 (0.00%)
221.	Cleveland	368 (0.01%)	36.41%	134 (0.02%)	10.33%	9.71	00:04:44	0.00%	0 (0.00%)	\$0.00 (0.00%)
222.	Lubbock	367 (0.01%)	64.85%	238 (0.03%)	14.99%	8.63	00:04:27	0.00%	0 (0.00%)	\$0.00 (0.00%)
223.	Tyson's Corner	367 (0.01%)	53.68%	197 (0.03%)	13.90%	13.05	00:05:37	0.00%	0 (0.00%)	\$0.00 (0.00%)
224.	Bentonville	366 (0.01%)	41.53%	152 (0.02%)	24.32%	9.94	00:12:08	0.00%	0 (0.00%)	\$0.00 (0.00%)
225.	Greenville	366 (0.01%)	30.87%	113 (0.02%)	23.50%	7.19	00:05:20	0.00%	0 (0.00%)	\$0.00 (0.00%)
226.	Denton	365 (0.01%)	58.36%	213 (0.03%)	16.16%	18.11	00:22:05	0.00%	0 (0.00%)	\$0.00 (0.00%)
227.	Lahore	361 (0.01%)	24.38%	88 (0.01%)	3.88%	5.70	00:01:49	0.00%	0 (0.00%)	\$0.00 (0.00%)
228.	Philadelphia	361 (0.01%)	51.80%	187 (0.03%)	21.33%	9.01	00:04:48	0.00%	0 (0.00%)	\$0.00 (0.00%)
229.	Las Vegas	359 (0.01%)	51.81%	186 (0.03%)	16.99%	12.13	00:06:20	0.00%	0 (0.00%)	\$0.00 (0.00%)
230.	Noida	355 (0.01%)	10.42%	37 (0.01%)	15.21%	9.85	00:20:46	0.00%	0 (0.00%)	\$0.00 (0.00%)
231.	Cincinnati	354 (0.01%)	42.37%	150 (0.02%)	12.15%	12.43	00:04:49	0.00%	0 (0.00%)	\$0.00 (0.00%)
232.	Dayton	353 (0.01%)	36.26%	128 (0.02%)	17.85%	11.82	00:10:21	0.00%	0 (0.00%)	\$0.00 (0.00%)
233.	The Woodlands	353 (0.01%)	56.09%	198 (0.03%)	14.73%	10.05	00:05:22	0.00%	0 (0.00%)	\$0.00 (0.00%)
234.	Portland	350 (0.01%)	48.29%	169 (0.02%)	19.71%	8.71	00:05:45	0.00%	0 (0.00%)	\$0.00 (0.00%)
235.	Shaker Heights	350 (0.01%)	32.86%	115 (0.02%)	16.57%	14.48	00:06:57	0.00%	0 (0.00%)	\$0.00 (0.00%)
236.	Hyderabad	346 (0.01%)	68.79%	238 (0.03%)	13.29%	16.06	00:07:34	0.00%	0 (0.00%)	\$0.00 (0.00%)
237.	Sherman	340 (0.01%)	55.00%	187 (0.03%)	19.12%	9.94	00:04:19	0.00%	0 (0.00%)	\$0.00 (0.00%)
238.	Shreveport	337 (0.01%)	34.42%	116 (0.02%)	14.84%	9.70	00:06:22	0.00%	0 (0.00%)	\$0.00 (0.00%)
239.	El Paso	336 (0.01%)	45.83%	154 (0.02%)	23.51%	10.84	00:07:01	0.00%	0 (0.00%)	\$0.00 (0.00%)
240.	Birmingham	335 (0.01%)	48.96%	164 (0.02%)	18.21%	9.59	00:05:02	0.00%	0 (0.00%)	\$0.00 (0.00%)
241.	Arlington	335 (0.01%)	50.45%	169 (0.02%)	18.51%	9.25	00:04:41	0.00%	0 (0.00%)	\$0.00 (0.00%)
242.	Allen	332 (0.01%)	65.66%	218 (0.03%)	10.24%	23.64	00:04:50	0.00%	0 (0.00%)	\$0.00 (0.00%)
243.	Corpus Christi	328 (0.01%)	51.22%	168 (0.02%)	15.24%	11.56	00:06:21	0.00%	0 (0.00%)	\$0.00 (0.00%)
244.	Bristow	326 (0.01%)	20.25%	66 (0.01%)	9.20%	7.30	00:03:36	0.00%	0 (0.00%)	\$0.00 (0.00%)
245.	Brookhaven	322 (0.01%)	31.37%	101 (0.01%)	16.77%	10.70	00:05:09	0.00%	0 (0.00%)	\$0.00 (0.00%)
246.	Dehradun	321 (0.01%)	75.70%	243 (0.03%)	11.21%	10.15	00:04:52	0.00%	0 (0.00%)	\$0.00 (0.00%)
247.	Blue Springs	321 (0.01%)	17.76%	57 (0.01%)	8.10%	8.32	00:10:15	0.00%	0 (0.00%)	\$0.00 (0.00%)
248.	Tyler	320 (0.01%)	35.62%	114 (0.02%)	12.50%	11.56	00:03:57	0.00%	0 (0.00%)	\$0.00 (0.00%)
249.	Madill	312 (0.01%)	25.64%	80 (0.01%)	13.78%	8.51	00:21:45	0.00%	0 (0.00%)	\$0.00 (0.00%)
250.	Chamblee	308 (0.01%)	13.96%	43 (0.01%)	3.90%	12.01	00:05:35	0.00%	0 (0.00%)	\$0.00 (0.00%)
251.	Farmers Branch	304 (0.01%)	69.41%	211 (0.03%)	9.87%	9.15	00:03:32	0.00%	0 (0.00%)	\$0.00 (0.00%)
252.	Dwight	302 (0.01%)	7.62%	23 (0.00%)	45.36%	5.35	00:05:24	0.00%	0 (0.00%)	\$0.00 (0.00%)
253.	Flower Mound	298 (0.01%)	65.44%	195 (0.03%)	12.08%	9.16	00:04:54	0.00%	0 (0.00%)	\$0.00 (0.00%)

Rank	City	Population	Area (km²)	Population Density	Area (mi²)	Population Density	Area (mi²)	Population Density	Area (mi²)	Population Density
254.	Redondo Beach	295 (0.01%)	23.73%	70 (0.01%)	5.76%	8.85	00:05:36	0.00%	0 (0.00%)	\$0.00 (0.00%)
255.	Idabel	295 (0.01%)	39.66%	117 (0.02%)	37.29%	8.23	00:03:47	0.00%	0 (0.00%)	\$0.00 (0.00%)
256.	Kings Mountain	293 (0.01%)	18.43%	54 (0.01%)	11.60%	12.10	00:07:23	0.00%	0 (0.00%)	\$0.00 (0.00%)
257.	Reston	292 (0.01%)	49.32%	144 (0.02%)	14.73%	11.77	00:05:27	0.00%	0 (0.00%)	\$0.00 (0.00%)
258.	Kansas City	289 (0.01%)	37.72%	109 (0.02%)	16.61%	9.42	00:05:03	0.00%	0 (0.00%)	\$0.00 (0.00%)
259.	Sedalia	289 (0.01%)	17.99%	52 (0.01%)	6.92%	6.99	00:08:33	0.00%	0 (0.00%)	\$0.00 (0.00%)
260.	Augusta	288 (0.01%)	51.74%	149 (0.02%)	14.58%	7.88	00:04:27	0.00%	0 (0.00%)	\$0.00 (0.00%)
261.	Navarre	287 (0.01%)	21.60%	62 (0.01%)	9.41%	9.47	00:05:09	0.00%	0 (0.00%)	\$0.00 (0.00%)
262.	Woodside	287 (0.01%)	49.83%	143 (0.02%)	52.61%	8.00	00:11:11	0.00%	0 (0.00%)	\$0.00 (0.00%)
263.	Stroud	285 (0.01%)	28.77%	82 (0.01%)	10.53%	14.12	00:12:00	0.00%	0 (0.00%)	\$0.00 (0.00%)
264.	Eau Claire	283 (0.01%)	38.52%	109 (0.02%)	34.98%	5.47	00:02:58	0.00%	0 (0.00%)	\$0.00 (0.00%)
265.	West Covina	282 (0.01%)	38.65%	109 (0.02%)	7.09%	18.24	00:06:56	0.00%	0 (0.00%)	\$0.00 (0.00%)
266.	Salt Lake City	281 (0.01%)	41.99%	118 (0.02%)	21.71%	6.74	00:04:36	0.00%	0 (0.00%)	\$0.00 (0.00%)
267.	Coronado	280 (0.01%)	48.21%	135 (0.02%)	14.29%	10.63	00:06:06	0.00%	0 (0.00%)	\$0.00 (0.00%)
268.	Clearwater	278 (0.01%)	28.06%	78 (0.01%)	20.14%	8.95	00:11:17	0.00%	0 (0.00%)	\$0.00 (0.00%)
269.	University Park	278 (0.01%)	34.89%	97 (0.01%)	39.57%	6.95	00:03:16	0.00%	0 (0.00%)	\$0.00 (0.00%)
270.	Novi	276 (0.01%)	17.39%	48 (0.01%)	18.12%	9.98	00:07:35	0.00%	0 (0.00%)	\$0.00 (0.00%)
271.	Waxahachie	275 (0.01%)	55.27%	152 (0.02%)	15.27%	13.41	00:07:58	0.00%	0 (0.00%)	\$0.00 (0.00%)
272.	Alexandria	275 (0.01%)	31.27%	86 (0.01%)	18.91%	10.08	00:05:20	0.00%	0 (0.00%)	\$0.00 (0.00%)
273.	Duluth	270 (0.01%)	40.74%	110 (0.02%)	7.04%	11.83	00:05:43	0.00%	0 (0.00%)	\$0.00 (0.00%)
274.	Mysore	267 (0.01%)	76.40%	204 (0.03%)	11.61%	9.92	00:06:39	0.00%	0 (0.00%)	\$0.00 (0.00%)
275.	North Richland Hills	262 (0.01%)	49.62%	130 (0.02%)	7.25%	9.25	00:06:16	0.00%	0 (0.00%)	\$0.00 (0.00%)
276.	Seguin	262 (0.01%)	28.24%	74 (0.01%)	5.34%	11.12	00:04:23	0.00%	0 (0.00%)	\$0.00 (0.00%)
277.	Wylie	261 (0.01%)	36.78%	96 (0.01%)	10.34%	9.30	00:05:03	0.00%	0 (0.00%)	\$0.00 (0.00%)
278.	Karachi	260 (0.01%)	32.31%	84 (0.01%)	8.46%	4.85	00:01:08	0.00%	0 (0.00%)	\$0.00 (0.00%)
279.	Fairfield	259 (0.01%)	43.63%	113 (0.02%)	3.47%	10.65	00:04:28	0.00%	0 (0.00%)	\$0.00 (0.00%)
280.	Hot Springs	258 (0.01%)	37.60%	97 (0.01%)	18.60%	9.29	00:05:02	0.00%	0 (0.00%)	\$0.00 (0.00%)
281.	Butner	257 (0.01%)	22.18%	57 (0.01%)	9.34%	11.05	00:05:38	0.00%	0 (0.00%)	\$0.00 (0.00%)
282.	Minnetonka	254 (0.01%)	44.49%	113 (0.02%)	4.33%	13.81	00:05:32	0.00%	0 (0.00%)	\$0.00 (0.00%)
283.	Lafayette	253 (0.01%)	32.81%	83 (0.01%)	26.48%	6.72	00:03:58	0.00%	0 (0.00%)	\$0.00 (0.00%)
284.	Hopewell Township	253 (0.01%)	38.74%	98 (0.01%)	5.14%	13.28	00:05:48	0.00%	0 (0.00%)	\$0.00 (0.00%)
285.	Sky Lake	253 (0.01%)	54.15%	137 (0.02%)	30.43%	9.41	00:10:28	0.00%	0 (0.00%)	\$0.00 (0.00%)
286.	St. Charles	250 (0.01%)	25.60%	64 (0.01%)	4.00%	10.80	00:06:05	0.00%	0 (0.00%)	\$0.00 (0.00%)
287.	Eufaula	247 (0.01%)	38.46%	95 (0.01%)	27.53%	10.64	00:09:14	0.00%	0 (0.00%)	\$0.00 (0.00%)
288.	Fort Collins	245 (0.01%)	41.63%	102 (0.01%)	20.82%	9.77	00:10:52	0.00%	0 (0.00%)	\$0.00 (0.00%)
289.	Saint Paul	245 (0.01%)	44.08%	108 (0.02%)	7.76%	8.36	00:03:20	0.00%	0 (0.00%)	\$0.00 (0.00%)
290.	Sparks	243 (0.01%)	27.16%	66 (0.01%)	18.52%	15.10	00:11:01	0.00%	0 (0.00%)	\$0.00 (0.00%)
291.	Anchorage	238 (0.01%)	55.46%	132 (0.02%)	12.61%	10.74	00:06:06	0.00%	0 (0.00%)	\$0.00 (0.00%)
292.	Mansfield	237 (0.01%)	40.93%	97 (0.01%)	19.83%	10.49	00:05:27	0.00%	0 (0.00%)	\$0.00 (0.00%)

331.	St. Petersburg	198 (0.01%)	54.55%	108 (0.02%)	9.09%	9.25	00:03:58	0.00%	0 (0.00%)	\$0.00 (0.00%)
332.	Lindsay	197 (0.01%)	37.56%	74 (0.01%)	22.84%	7.87	00:02:52	0.00%	0 (0.00%)	\$0.00 (0.00%)
333.	Miami	197 (0.01%)	74.62%	147 (0.02%)	46.19%	4.32	00:03:09	0.00%	0 (0.00%)	\$0.00 (0.00%)
334.	Boise	195 (0.01%)	26.15%	51 (0.01%)	14.36%	8.56	00:03:58	0.00%	0 (0.00%)	\$0.00 (0.00%)
335.	Branson	194 (0.01%)	42.27%	82 (0.01%)	22.68%	10.79	00:06:02	0.00%	0 (0.00%)	\$0.00 (0.00%)
336.	Tucson	193 (0.01%)	62.18%	120 (0.02%)	19.17%	7.41	00:04:03	0.00%	0 (0.00%)	\$0.00 (0.00%)
337.	Santa Clara	193 (0.01%)	16.58%	32 (0.00%)	45.60%	6.17	00:04:48	0.00%	0 (0.00%)	\$0.00 (0.00%)
338.	Rosemont	193 (0.01%)	28.50%	55 (0.01%)	7.25%	14.65	00:07:31	0.00%	0 (0.00%)	\$0.00 (0.00%)
339.	Sarasota	192 (0.01%)	33.33%	64 (0.01%)	43.23%	5.53	00:03:29	0.00%	0 (0.00%)	\$0.00 (0.00%)
340.	Sunnyvale	191 (0.01%)	33.51%	64 (0.01%)	27.23%	8.70	00:06:08	0.00%	0 (0.00%)	\$0.00 (0.00%)
341.	Conway	190 (0.01%)	47.89%	91 (0.01%)	18.95%	8.51	00:04:42	0.00%	0 (0.00%)	\$0.00 (0.00%)
342.	Calabasas	190 (0.01%)	15.79%	30 (0.00%)	7.37%	7.97	00:04:23	0.00%	0 (0.00%)	\$0.00 (0.00%)
343.	South Lake Tahoe	190 (0.01%)	11.58%	22 (0.00%)	4.21%	24.86	00:09:43	0.00%	0 (0.00%)	\$0.00 (0.00%)
344.	Troy	188 (0.01%)	38.83%	73 (0.01%)	12.23%	9.76	00:06:21	0.00%	0 (0.00%)	\$0.00 (0.00%)
345.	Pueblo West	188 (0.01%)	34.04%	64 (0.01%)	2.13%	11.05	00:08:05	0.00%	0 (0.00%)	\$0.00 (0.00%)
346.	Quezon City	187 (0.01%)	29.95%	56 (0.01%)	28.34%	22.65	00:19:34	0.00%	0 (0.00%)	\$0.00 (0.00%)
347.	Madisonville	185 (0.01%)	33.51%	62 (0.01%)	11.89%	11.21	00:06:32	0.00%	0 (0.00%)	\$0.00 (0.00%)
348.	Ukiah	184 (0.01%)	12.50%	23 (0.00%)	12.50%	24.23	00:17:37	0.00%	0 (0.00%)	\$0.00 (0.00%)
349.	Bloomington	184 (0.01%)	15.22%	28 (0.00%)	5.98%	12.36	00:07:43	0.00%	0 (0.00%)	\$0.00 (0.00%)
350.	Beloit	183 (0.01%)	38.80%	71 (0.01%)	3.83%	9.78	00:03:41	0.00%	0 (0.00%)	\$0.00 (0.00%)
351.	Beattyville	182 (0.01%)	44.51%	81 (0.01%)	5.49%	7.95	00:06:13	0.00%	0 (0.00%)	\$0.00 (0.00%)
352.	Santa Fe	182 (0.01%)	45.05%	82 (0.01%)	26.37%	9.49	00:05:14	0.00%	0 (0.00%)	\$0.00 (0.00%)
353.	Carmel	181 (0.01%)	28.18%	51 (0.01%)	4.42%	8.86	00:06:21	0.00%	0 (0.00%)	\$0.00 (0.00%)
354.	Hershey	181 (0.01%)	4.97%	9 (0.00%)	7.73%	15.01	00:10:23	0.00%	0 (0.00%)	\$0.00 (0.00%)
355.	Coimbatore	180 (0.01%)	71.11%	128 (0.02%)	11.67%	7.83	00:04:52	0.00%	0 (0.00%)	\$0.00 (0.00%)
356.	Hialeah	180 (0.01%)	42.22%	76 (0.01%)	37.78%	5.94	00:04:26	0.00%	0 (0.00%)	\$0.00 (0.00%)
357.	Honolulu	180 (0.01%)	56.67%	102 (0.01%)	25.00%	8.39	00:04:49	0.00%	0 (0.00%)	\$0.00 (0.00%)
358.	Lawrence	180 (0.01%)	27.78%	50 (0.01%)	18.33%	7.74	00:05:56	0.00%	0 (0.00%)	\$0.00 (0.00%)
359.	Pittsburgh	180 (0.01%)	52.22%	94 (0.01%)	17.78%	7.57	00:03:17	0.00%	0 (0.00%)	\$0.00 (0.00%)
360.	Oakland	178 (0.01%)	51.69%	92 (0.01%)	36.52%	8.05	00:04:13	0.00%	0 (0.00%)	\$0.00 (0.00%)
361.	Eureka	178 (0.01%)	47.75%	85 (0.01%)	32.58%	8.03	00:06:32	0.00%	0 (0.00%)	\$0.00 (0.00%)
362.	Mesa	177 (0.01%)	50.28%	89 (0.01%)	22.60%	9.15	00:06:09	0.00%	0 (0.00%)	\$0.00 (0.00%)
363.	Chesterfield	176 (0.01%)	34.66%	61 (0.01%)	9.66%	8.56	00:05:40	0.00%	0 (0.00%)	\$0.00 (0.00%)
364.	Mannford	174 (0.01%)	72.41%	126 (0.02%)	40.80%	6.79	00:03:45	0.00%	0 (0.00%)	\$0.00 (0.00%)
365.	Enterprise	174 (0.01%)	35.06%	61 (0.01%)	22.41%	6.16	00:04:44	0.00%	0 (0.00%)	\$0.00 (0.00%)
366.	Gonzalez	174 (0.01%)	33.91%	59 (0.01%)	2.30%	7.78	00:02:19	0.00%	0 (0.00%)	\$0.00 (0.00%)
367.	Morrisville	173 (0.01%)	43.93%	76 (0.01%)	2.31%	11.16	00:07:21	0.00%	0 (0.00%)	\$0.00 (0.00%)
368.	Catoosa	173 (0.01%)	52.02%	90 (0.01%)	26.01%	5.64	00:03:04	0.00%	0 (0.00%)	\$0.00 (0.00%)
369.	Abilene	170 (0.01%)	53.53%	91 (0.01%)	21.76%	10.18	00:05:07	0.00%	0 (0.00%)	\$0.00 (0.00%)
370.	Carthage	169 (0.01%)	40.83%	69 (0.01%)	15.98%	62.21	00:29:58	0.00%	0 (0.00%)	\$0.00 (0.00%)

411.	County	137 (0.00%)	21.90%	30 (0.00%)	12.41%	12.34	00:08:08	0.00%	0 (0.00%)	\$0.00 (0.00%)
412.	Orem	136 (0.00%)	35.29%	48 (0.01%)	29.41%	8.43	00:05:40	0.00%	0 (0.00%)	\$0.00 (0.00%)
413.	Ken Caryl	136 (0.00%)	27.94%	38 (0.01%)	10.29%	9.13	00:05:13	0.00%	0 (0.00%)	\$0.00 (0.00%)
414.	London	135 (0.00%)	62.22%	84 (0.01%)	29.63%	12.51	00:07:44	0.00%	0 (0.00%)	\$0.00 (0.00%)
415.	Seminole	135 (0.00%)	20.00%	27 (0.00%)	5.93%	7.41	00:02:40	0.00%	0 (0.00%)	\$0.00 (0.00%)
416.	Joplin	135 (0.00%)	63.70%	86 (0.01%)	29.63%	12.93	00:06:36	0.00%	0 (0.00%)	\$0.00 (0.00%)
417.	Pompano Beach	133 (0.00%)	21.80%	29 (0.00%)	7.52%	9.40	00:05:36	0.00%	0 (0.00%)	\$0.00 (0.00%)
418.	Eden Prairie	133 (0.00%)	36.84%	49 (0.01%)	9.02%	10.04	00:05:29	0.00%	0 (0.00%)	\$0.00 (0.00%)
419.	Hapeville	132 (0.00%)	33.33%	44 (0.01%)	12.12%	13.68	00:04:40	0.00%	0 (0.00%)	\$0.00 (0.00%)
420.	Rockville	130 (0.00%)	35.38%	46 (0.01%)	12.31%	16.70	00:12:41	0.00%	0 (0.00%)	\$0.00 (0.00%)
421.	Conroe	130 (0.00%)	60.00%	78 (0.01%)	12.31%	12.08	00:05:38	0.00%	0 (0.00%)	\$0.00 (0.00%)
422.	Keller	130 (0.00%)	57.69%	75 (0.01%)	12.31%	10.75	00:06:02	0.00%	0 (0.00%)	\$0.00 (0.00%)
423.	Auckland	129 (0.00%)	9.30%	12 (0.00%)	11.63%	2.25	00:00:37	0.00%	0 (0.00%)	\$0.00 (0.00%)
424.	Valdosta	129 (0.00%)	51.16%	66 (0.01%)	20.93%	8.27	00:05:44	0.00%	0 (0.00%)	\$0.00 (0.00%)
425.	Salem	129 (0.00%)	33.33%	43 (0.01%)	11.63%	12.32	00:05:28	0.00%	0 (0.00%)	\$0.00 (0.00%)
426.	Riverside	127 (0.00%)	66.93%	85 (0.01%)	19.69%	8.39	00:06:43	0.00%	0 (0.00%)	\$0.00 (0.00%)
427.	Greer	127 (0.00%)	17.32%	22 (0.00%)	3.15%	9.65	00:04:14	0.00%	0 (0.00%)	\$0.00 (0.00%)
428.	Cottonwood Heights	127 (0.00%)	15.75%	20 (0.00%)	2.36%	9.17	00:02:14	0.00%	0 (0.00%)	\$0.00 (0.00%)
429.	League City	126 (0.00%)	54.76%	69 (0.01%)	12.70%	9.98	00:06:11	0.00%	0 (0.00%)	\$0.00 (0.00%)
430.	Redmond	126 (0.00%)	47.62%	60 (0.01%)	14.29%	9.86	00:05:51	0.00%	0 (0.00%)	\$0.00 (0.00%)
431.	Ghaziabad	124 (0.00%)	9.68%	12 (0.00%)	7.26%	10.18	00:22:26	0.00%	0 (0.00%)	\$0.00 (0.00%)
432.	Van Buren	124 (0.00%)	68.55%	85 (0.01%)	19.35%	9.08	00:04:29	0.00%	0 (0.00%)	\$0.00 (0.00%)
433.	Boca Raton	124 (0.00%)	66.13%	82 (0.01%)	12.90%	8.57	00:03:39	0.00%	0 (0.00%)	\$0.00 (0.00%)
434.	Parsippany-Troy Hills	124 (0.00%)	49.19%	61 (0.01%)	17.74%	12.65	00:06:38	0.00%	0 (0.00%)	\$0.00 (0.00%)
435.	Little Elm	124 (0.00%)	51.61%	64 (0.01%)	16.94%	9.16	00:04:07	0.00%	0 (0.00%)	\$0.00 (0.00%)
436.	Pasadena	123 (0.00%)	26.02%	32 (0.00%)	10.57%	9.83	00:08:20	0.00%	0 (0.00%)	\$0.00 (0.00%)
437.	Harrison	122 (0.00%)	20.49%	25 (0.00%)	5.74%	10.04	00:06:24	0.00%	0 (0.00%)	\$0.00 (0.00%)
438.	Reno	122 (0.00%)	66.39%	81 (0.01%)	13.11%	6.66	00:03:29	0.00%	0 (0.00%)	\$0.00 (0.00%)
439.	Greenville	122 (0.00%)	49.18%	60 (0.01%)	16.39%	14.36	00:06:29	0.00%	0 (0.00%)	\$0.00 (0.00%)
440.	Sulphur Springs	122 (0.00%)	47.54%	58 (0.01%)	27.87%	9.18	00:05:53	0.00%	0 (0.00%)	\$0.00 (0.00%)
441.	Gadsden	121 (0.00%)	11.57%	14 (0.00%)	4.96%	6.31	00:03:27	0.00%	0 (0.00%)	\$0.00 (0.00%)
442.	Anaheim	121 (0.00%)	40.50%	49 (0.01%)	16.53%	6.57	00:02:58	0.00%	0 (0.00%)	\$0.00 (0.00%)
443.	Hamilton	121 (0.00%)	33.88%	41 (0.01%)	4.13%	17.42	00:07:05	0.00%	0 (0.00%)	\$0.00 (0.00%)
444.	Billings	120 (0.00%)	58.33%	70 (0.01%)	8.33%	12.25	00:06:56	0.00%	0 (0.00%)	\$0.00 (0.00%)
445.	Hugo	120 (0.00%)	45.83%	55 (0.01%)	34.17%	8.12	00:03:53	0.00%	0 (0.00%)	\$0.00 (0.00%)
446.	King of Prussia	120 (0.00%)	15.83%	19 (0.00%)	6.67%	9.18	00:03:57	0.00%	0 (0.00%)	\$0.00 (0.00%)
447.	Owosso	119 (0.00%)	79.83%	95 (0.01%)	52.10%	6.61	00:17:53	0.00%	0 (0.00%)	\$0.00 (0.00%)
448.	Liberty	119 (0.00%)	45.38%	54 (0.01%)	14.29%	11.63	00:06:34	0.00%	0 (0.00%)	\$0.00 (0.00%)
449.	Paris	119 (0.00%)	50.42%	60 (0.01%)	21.85%	13.67	00:07:27	0.00%	0 (0.00%)	\$0.00 (0.00%)

489.	Moline	102 (0.00%)	43.14%	44 (0.01%)	11.76%	10.20	00:05:20	0.00%	0 (0.00%)	\$0.00 (0.00%)
490.	Wood Dale	102 (0.00%)	28.43%	29 (0.00%)	9.80%	13.92	00:05:06	0.00%	0 (0.00%)	\$0.00 (0.00%)
491.	Glastonbury	101 (0.00%)	38.61%	39 (0.01%)	13.86%	9.74	00:06:01	0.00%	0 (0.00%)	\$0.00 (0.00%)
492.	DeBary	101 (0.00%)	30.69%	31 (0.00%)	0.99%	51.02	00:21:28	0.00%	0 (0.00%)	\$0.00 (0.00%)
493.	Longview	101 (0.00%)	56.44%	57 (0.01%)	17.82%	6.92	00:03:03	0.00%	0 (0.00%)	\$0.00 (0.00%)
494.	Sussex	101 (0.00%)	38.61%	39 (0.01%)	7.92%	14.01	00:06:41	0.00%	0 (0.00%)	\$0.00 (0.00%)
495.	Bloomington	101 (0.00%)	45.54%	46 (0.01%)	18.81%	9.41	00:05:49	0.00%	0 (0.00%)	\$0.00 (0.00%)
496.	Palm Beach Gardens	101 (0.00%)	35.64%	36 (0.01%)	15.84%	50.32	00:18:22	0.00%	0 (0.00%)	\$0.00 (0.00%)
497.	Tel Aviv	100 (0.00%)	35.00%	35 (0.00%)	46.00%	5.68	00:04:52	0.00%	0 (0.00%)	\$0.00 (0.00%)
498.	Destin	100 (0.00%)	40.00%	40 (0.01%)	15.00%	14.44	00:08:17	0.00%	0 (0.00%)	\$0.00 (0.00%)
499.	Naperville	100 (0.00%)	73.00%	73 (0.01%)	9.00%	10.35	00:05:47	0.00%	0 (0.00%)	\$0.00 (0.00%)
500.	Eagan	100 (0.00%)	43.00%	43 (0.01%)	32.00%	8.10	00:02:58	0.00%	0 (0.00%)	\$0.00 (0.00%)

Rows 1 - 500 of 6669

Jan 1, 2014 - Dec 31, 2014

Location

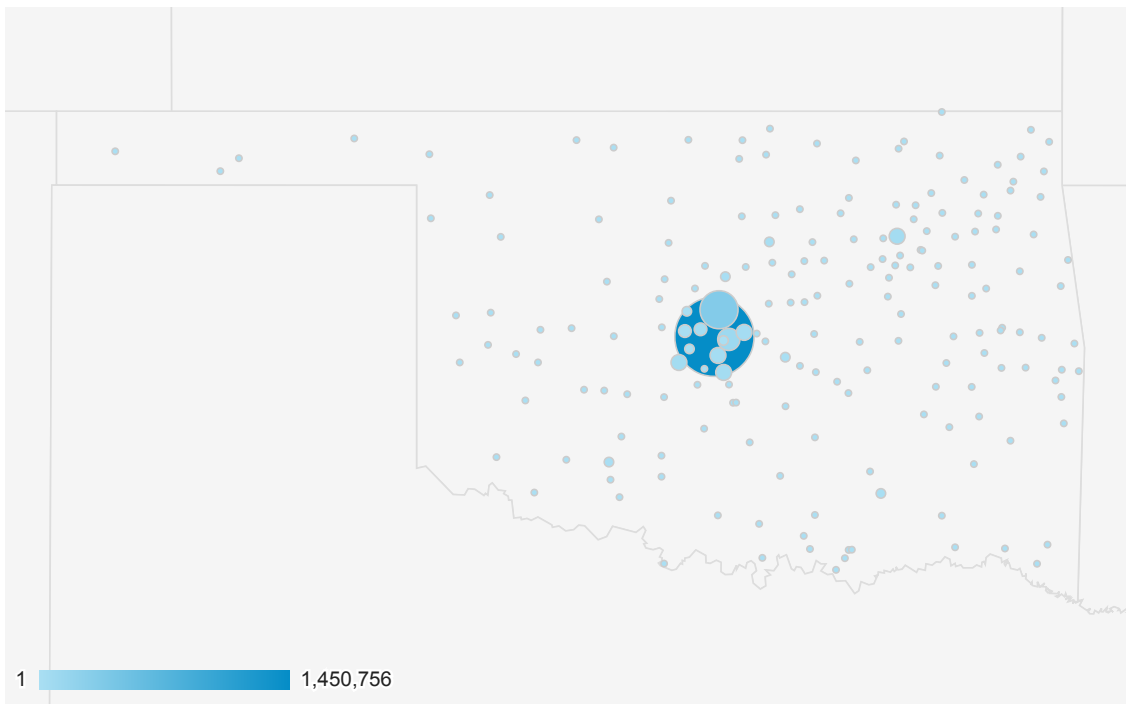
ALL » COUNTRY: United States » REGION: Oklahoma

All Sessions
81.16%

+ Add Segment

Map Overlay

Summary



City	Acquisition			Behavior			Conversions		
	Sessions	% New Sessions	New Users	Bounce Rate	Pages / Session	Avg. Session Duration	Goal Conversion Rate	Goal Completions	Goal Value
	2,359,977 % of Total: 81.16% (2,907,651)	22.74% Site Avg: 24.13% (-5.75%)	536,669 % of Total: 76.49% (701,574)	13.29% Site Avg: 13.67% (-2.80%)	10.98 Site Avg: 10.69 (2.65%)	00:06:32 Site Avg: 00:06:30 (0.56%)	0.00% Site Avg: 0.00% (0.00%)	0 % of Total: 0.00% (0)	\$0.00 % of Total: 0.00% (\$0.00)
1. Oklahoma City	1,450,756 (61.47%)	21.79%	316,169 (58.91%)	12.57%	11.22	00:06:36	0.00%	0 (0.00%)	\$0.00 (0.00%)
2. Edmond	345,010 (14.62%)	20.52%	70,796 (13.19%)	13.76%	10.89	00:06:38	0.00%	0 (0.00%)	\$0.00 (0.00%)
Midwest									
3. City	114,469 (4.85%)	23.48%	26,879 (5.01%)	12.45%	11.36	00:07:00	0.00%	0 (0.00%)	\$0.00 (0.00%)
4. Tuttle	57,387 (2.43%)	28.73%	16,489 (3.07%)	20.94%	7.07	00:03:57	0.00%	0 (0.00%)	\$0.00 (0.00%)
5. Tulsa	55,168 (2.34%)	25.48%	14,059 (2.62%)	14.52%	8.82	00:05:12	0.00%	0 (0.00%)	\$0.00 (0.00%)
6. Norman	51,946 (2.20%)	28.52%	14,814 (2.76%)	14.11%	10.45	00:06:06	0.00%	0 (0.00%)	\$0.00 (0.00%)
7. Choctaw	44,898 (1.90%)	24.58%	11,036 (2.06%)	12.85%	11.88	00:06:53	0.00%	0 (0.00%)	\$0.00 (0.00%)
8. Moore	44,004 (1.86%)	26.71%	11,755 (2.19%)	12.87%	10.79	00:06:16	0.00%	0 (0.00%)	\$0.00 (0.00%)
9. Bethany	34,198 (1.45%)	23.95%	8,192 (1.53%)	10.77%	12.76	00:07:02	0.00%	0 (0.00%)	\$0.00 (0.00%)
10. Yukon	19,538 (0.83%)	27.78%	5,428 (1.01%)	15.28%	11.86	00:07:30	0.00%	0 (0.00%)	\$0.00 (0.00%)
11. Stillwater	17,888 (0.76%)	18.12%	3,241 (0.60%)	16.81%	10.67	00:08:23	0.00%	0 (0.00%)	\$0.00 (0.00%)
12. Guthrie	10,461 (0.44%)	23.83%	2,493 (0.46%)	12.63%	11.38	00:08:01	0.00%	0 (0.00%)	\$0.00 (0.00%)

13.	Lawton	8,930 (0.38%)	35.35%	3,157 (0.59%)	18.45%	10.54	00:06:12	0.00%	0 (0.00%)	\$0.00 (0.00%)
14.	Mustang	8,560 (0.36%)	27.80%	2,380 (0.44%)	15.67%	10.06	00:06:28	0.00%	0 (0.00%)	\$0.00 (0.00%)
15.	Del City	8,004 (0.34%)	17.78%	1,423 (0.27%)	7.72%	11.11	00:07:30	0.00%	0 (0.00%)	\$0.00 (0.00%)
16.	Atoka	7,157 (0.30%)	9.05%	648 (0.12%)	20.39%	7.91	00:08:12	0.00%	0 (0.00%)	\$0.00 (0.00%)
17.	Shawnee	5,431 (0.23%)	36.97%	2,008 (0.37%)	14.18%	10.94	00:06:06	0.00%	0 (0.00%)	\$0.00 (0.00%)
18.	Piedmont	5,280 (0.22%)	25.28%	1,335 (0.25%)	13.37%	10.52	00:07:17	0.00%	0 (0.00%)	\$0.00 (0.00%)
19.	Harrah	4,485 (0.19%)	22.83%	1,024 (0.19%)	13.00%	10.31	00:06:30	0.00%	0 (0.00%)	\$0.00 (0.00%)
20.	Blanchard	4,343 (0.18%)	32.77%	1,423 (0.27%)	17.13%	11.95	00:06:43	0.00%	0 (0.00%)	\$0.00 (0.00%)
21.	Broken Arrow	4,343 (0.18%)	50.50%	2,193 (0.41%)	26.71%	8.07	00:04:49	0.00%	0 (0.00%)	\$0.00 (0.00%)
22.	Enid	3,946 (0.17%)	35.20%	1,389 (0.26%)	20.25%	10.61	00:05:51	0.00%	0 (0.00%)	\$0.00 (0.00%)
23.	Claremore	3,105 (0.13%)	17.46%	542 (0.10%)	11.37%	9.45	00:05:11	0.00%	0 (0.00%)	\$0.00 (0.00%)
24.	El Reno	2,970 (0.13%)	21.89%	650 (0.12%)	9.56%	12.33	00:05:48	0.00%	0 (0.00%)	\$0.00 (0.00%)
25.	Ponca City	2,695 (0.11%)	17.33%	467 (0.09%)	11.73%	11.04	00:06:30	0.00%	0 (0.00%)	\$0.00 (0.00%)
26.	Durant	1,849 (0.08%)	24.28%	449 (0.08%)	13.79%	8.36	00:03:56	0.00%	0 (0.00%)	\$0.00 (0.00%)
27.	Bartlesville	1,830 (0.08%)	33.83%	619 (0.12%)	21.80%	7.25	00:05:50	0.00%	0 (0.00%)	\$0.00 (0.00%)
28.	Ardmore	1,821 (0.08%)	51.24%	933 (0.17%)	19.44%	9.96	00:04:31	0.00%	0 (0.00%)	\$0.00 (0.00%)
29.	Chickasha	1,810 (0.08%)	30.66%	555 (0.10%)	22.43%	9.39	00:05:53	0.00%	0 (0.00%)	\$0.00 (0.00%)
30.	Woodward	1,739 (0.07%)	20.30%	353 (0.07%)	13.69%	8.10	00:04:49	0.00%	0 (0.00%)	\$0.00 (0.00%)
31.	McCloud	1,698 (0.07%)	28.33%	481 (0.09%)	9.78%	13.61	00:08:29	0.00%	0 (0.00%)	\$0.00 (0.00%)
32.	Kingfisher	1,672 (0.07%)	34.33%	574 (0.11%)	18.90%	10.16	00:06:02	0.00%	0 (0.00%)	\$0.00 (0.00%)
33.	Morrison	1,395 (0.06%)	8.32%	116 (0.02%)	20.72%	7.53	00:07:42	0.00%	0 (0.00%)	\$0.00 (0.00%)
34.	Elk City	1,326 (0.06%)	31.30%	415 (0.08%)	17.87%	13.63	00:06:08	0.00%	0 (0.00%)	\$0.00 (0.00%)
35.	(not set)	1,288 (0.05%)	26.71%	344 (0.06%)	15.14%	12.76	00:06:42	0.00%	0 (0.00%)	\$0.00 (0.00%)
36.	Ada	1,264 (0.05%)	45.73%	578 (0.11%)	22.07%	11.33	00:07:03	0.00%	0 (0.00%)	\$0.00 (0.00%)
37.	Cushing	1,238 (0.05%)	31.42%	389 (0.07%)	20.03%	11.13	00:07:09	0.00%	0 (0.00%)	\$0.00 (0.00%)
38.	Duncan	1,188 (0.05%)	37.71%	448 (0.08%)	18.43%	9.61	00:05:48	0.00%	0 (0.00%)	\$0.00 (0.00%)
39.	Sapulpa	1,141 (0.05%)	31.55%	360 (0.07%)	18.67%	7.07	00:03:40	0.00%	0 (0.00%)	\$0.00 (0.00%)
40.	Weatherford	1,046 (0.04%)	35.95%	376 (0.07%)	13.77%	11.30	00:05:54	0.00%	0 (0.00%)	\$0.00 (0.00%)
41.	Muskogee	980 (0.04%)	55.10%	540 (0.10%)	29.69%	7.21	00:04:34	0.00%	0 (0.00%)	\$0.00 (0.00%)
42.	Chandler	925 (0.04%)	44.11%	408 (0.08%)	13.30%	11.50	00:06:29	0.00%	0 (0.00%)	\$0.00 (0.00%)
43.	Newcastle	894 (0.04%)	39.04%	349 (0.07%)	12.30%	12.07	00:06:48	0.00%	0 (0.00%)	\$0.00 (0.00%)
44.	Altus	870 (0.04%)	30.34%	264 (0.05%)	18.28%	10.19	00:05:21	0.00%	0 (0.00%)	\$0.00 (0.00%)
45.	Bixby	848 (0.04%)	51.06%	433 (0.08%)	22.76%	9.56	00:04:50	0.00%	0 (0.00%)	\$0.00 (0.00%)
46.	73112	846 (0.04%)	17.26%	146 (0.03%)	11.82%	10.95	00:06:46	0.00%	0 (0.00%)	\$0.00 (0.00%)
47.	Owasso	832 (0.04%)	61.66%	513 (0.10%)	28.85%	8.48	00:04:03	0.00%	0 (0.00%)	\$0.00 (0.00%)
48.	Seminole	722 (0.03%)	45.71%	330 (0.06%)	13.30%	9.04	00:05:40	0.00%	0 (0.00%)	\$0.00 (0.00%)
49.	Jenks	704 (0.03%)	52.56%	370 (0.07%)	30.40%	7.08	00:04:34	0.00%	0 (0.00%)	\$0.00 (0.00%)
50.	73120	689 (0.03%)	21.19%	146 (0.03%)	12.92%	10.40	00:05:01	0.00%	0 (0.00%)	\$0.00 (0.00%)
51.	Tishomingo	650 (0.03%)	32.31%	210 (0.04%)	23.85%	10.32	00:05:49	0.00%	0 (0.00%)	\$0.00 (0.00%)
52.	Alva	607 (0.03%)	28.83%	175 (0.03%)	10.87%	13.86	00:14:32	0.00%	0 (0.00%)	\$0.00 (0.00%)

53.	Tahlequah	593 (0.03%)	46.54%	276 (0.05%)	30.35%	11.91	00:06:29	0.00%	0 (0.00%)	\$0.00 (0.00%)
54.	Perry	491 (0.02%)	35.85%	176 (0.03%)	21.79%	8.56	00:04:31	0.00%	0 (0.00%)	\$0.00 (0.00%)
55.	Sand Springs	474 (0.02%)	64.35%	305 (0.06%)	29.32%	9.67	00:06:12	0.00%	0 (0.00%)	\$0.00 (0.00%)
56.	Wagoner	463 (0.02%)	13.17%	61 (0.01%)	6.70%	9.04	00:06:51	0.00%	0 (0.00%)	\$0.00 (0.00%)
57.	Grove	462 (0.02%)	39.61%	183 (0.03%)	20.35%	10.66	00:05:04	0.00%	0 (0.00%)	\$0.00 (0.00%)
58.	McAlester	456 (0.02%)	50.00%	228 (0.04%)	22.81%	11.15	00:06:02	0.00%	0 (0.00%)	\$0.00 (0.00%)
59.	Noble	448 (0.02%)	27.23%	122 (0.02%)	11.83%	11.84	00:06:59	0.00%	0 (0.00%)	\$0.00 (0.00%)
60.	Purcell	430 (0.02%)	49.30%	212 (0.04%)	21.86%	9.79	00:05:13	0.00%	0 (0.00%)	\$0.00 (0.00%)
61.	Sulphur	430 (0.02%)	41.86%	180 (0.03%)	20.93%	9.21	00:06:12	0.00%	0 (0.00%)	\$0.00 (0.00%)
62.	Clinton	414 (0.02%)	21.98%	91 (0.02%)	13.53%	10.55	00:05:23	0.00%	0 (0.00%)	\$0.00 (0.00%)
63.	Pauls Valley	408 (0.02%)	39.95%	163 (0.03%)	15.20%	11.71	00:06:12	0.00%	0 (0.00%)	\$0.00 (0.00%)
64.	Hinton	369 (0.02%)	28.46%	105 (0.02%)	21.68%	8.78	00:10:32	0.00%	0 (0.00%)	\$0.00 (0.00%)
65.	Bristow	326 (0.01%)	20.25%	66 (0.01%)	9.20%	7.30	00:03:36	0.00%	0 (0.00%)	\$0.00 (0.00%)
66.	Madill	312 (0.01%)	25.64%	80 (0.01%)	13.78%	8.51	00:21:45	0.00%	0 (0.00%)	\$0.00 (0.00%)
67.	Idabel	295 (0.01%)	39.66%	117 (0.02%)	37.29%	8.23	00:03:47	0.00%	0 (0.00%)	\$0.00 (0.00%)
68.	Stroud	285 (0.01%)	28.77%	82 (0.02%)	10.53%	14.12	00:12:00	0.00%	0 (0.00%)	\$0.00 (0.00%)
69.	Eufaula	247 (0.01%)	38.46%	95 (0.02%)	27.53%	10.64	00:09:14	0.00%	0 (0.00%)	\$0.00 (0.00%)
70.	Wellston	233 (0.01%)	38.20%	89 (0.02%)	23.18%	9.06	00:06:31	0.00%	0 (0.00%)	\$0.00 (0.00%)
71.	Guymon	231 (0.01%)	60.61%	140 (0.03%)	30.74%	5.47	00:02:44	0.00%	0 (0.00%)	\$0.00 (0.00%)
72.	Langston	225 (0.01%)	29.78%	67 (0.01%)	16.44%	12.56	00:09:54	0.00%	0 (0.00%)	\$0.00 (0.00%)
73.	Lindsay	197 (0.01%)	37.56%	74 (0.01%)	22.84%	7.87	00:02:52	0.00%	0 (0.00%)	\$0.00 (0.00%)
74.	Miami	197 (0.01%)	74.62%	147 (0.03%)	46.19%	4.32	00:03:09	0.00%	0 (0.00%)	\$0.00 (0.00%)
75.	Mannford	174 (0.01%)	72.41%	126 (0.02%)	40.80%	6.79	00:03:45	0.00%	0 (0.00%)	\$0.00 (0.00%)
76.	Catoosa	173 (0.01%)	52.02%	90 (0.02%)	26.01%	5.64	00:03:04	0.00%	0 (0.00%)	\$0.00 (0.00%)
77.	Skiatook	169 (0.01%)	60.95%	103 (0.02%)	31.95%	5.64	00:02:47	0.00%	0 (0.00%)	\$0.00 (0.00%)
78.	73020	160 (0.01%)	16.25%	26 (0.00%)	13.12%	10.18	00:06:44	0.00%	0 (0.00%)	\$0.00 (0.00%)
79.	Sallisaw	156 (0.01%)	59.62%	93 (0.02%)	33.97%	8.52	00:10:03	0.00%	0 (0.00%)	\$0.00 (0.00%)
80.	Okmulgee	154 (0.01%)	69.48%	107 (0.02%)	41.56%	5.75	00:02:43	0.00%	0 (0.00%)	\$0.00 (0.00%)
81.	Blackwell	152 (0.01%)	38.82%	59 (0.01%)	18.42%	12.08	00:06:49	0.00%	0 (0.00%)	\$0.00 (0.00%)
82.	Pryor Creek	147 (0.01%)	76.87%	113 (0.02%)	32.65%	7.27	00:03:39	0.00%	0 (0.00%)	\$0.00 (0.00%)
83.	Poteau	142 (0.01%)	74.65%	106 (0.02%)	44.37%	3.96	00:02:21	0.00%	0 (0.00%)	\$0.00 (0.00%)
84.	Crescent	138 (0.01%)	34.06%	47 (0.01%)	20.29%	10.11	00:05:34	0.00%	0 (0.00%)	\$0.00 (0.00%)
85.	Oklahoma County	137 (0.01%)	21.90%	30 (0.01%)	12.41%	12.34	00:08:08	0.00%	0 (0.00%)	\$0.00 (0.00%)
86.	Hugo	120 (0.01%)	45.83%	55 (0.01%)	34.17%	8.12	00:03:53	0.00%	0 (0.00%)	\$0.00 (0.00%)
87.	Kingston	109 (0.00%)	39.45%	43 (0.01%)	22.94%	13.23	00:10:08	0.00%	0 (0.00%)	\$0.00 (0.00%)
88.	Watonga	107 (0.00%)	32.71%	35 (0.01%)	17.76%	13.26	00:06:09	0.00%	0 (0.00%)	\$0.00 (0.00%)
89.	Elgin	107 (0.00%)	80.37%	86 (0.02%)	46.73%	4.59	00:03:08	0.00%	0 (0.00%)	\$0.00 (0.00%)
90.	Antlers	99 (0.00%)	15.15%	15 (0.00%)	6.06%	10.22	00:03:10	0.00%	0 (0.00%)	\$0.00 (0.00%)
91.	Hennessey	97 (0.00%)	62.89%	61 (0.01%)	32.99%	7.58	00:05:38	0.00%	0 (0.00%)	\$0.00 (0.00%)
92.	Henryetta	96 (0.00%)	41.67%	40 (0.01%)	20.83%	10.44	00:11:47	0.00%	0 (0.00%)	\$0.00 (0.00%)

Rank	City	Population	Area	Population Density	Area Density	Population per Area	Population per Area	Population per Area	Population per Area	
93.	(not set)	95 (0.00%)	24.21%	23 (0.00%)	18.95%	12.53	00:08:17	0.00%	0 (0.00%)	\$0.00 (0.00%)
94.	Vinita	95 (0.00%)	56.84%	54 (0.01%)	42.11%	5.74	00:03:10	0.00%	0 (0.00%)	\$0.00 (0.00%)
95.	Anadarko	93 (0.00%)	70.97%	66 (0.01%)	15.05%	6.94	00:03:13	0.00%	0 (0.00%)	\$0.00 (0.00%)
96.	Cheyenne	93 (0.00%)	36.56%	34 (0.01%)	26.88%	11.44	00:06:46	0.00%	0 (0.00%)	\$0.00 (0.00%)
97.	Holdenville	92 (0.00%)	60.87%	56 (0.01%)	31.52%	7.89	00:05:41	0.00%	0 (0.00%)	\$0.00 (0.00%)
98.	Collinsville	89 (0.00%)	71.91%	64 (0.01%)	34.83%	6.01	00:03:18	0.00%	0 (0.00%)	\$0.00 (0.00%)
99.	Tonkawa	81 (0.00%)	18.52%	15 (0.00%)	9.88%	8.31	00:04:07	0.00%	0 (0.00%)	\$0.00 (0.00%)
100.	Hammon	73 (0.00%)	34.25%	25 (0.00%)	19.18%	8.58	00:04:36	0.00%	0 (0.00%)	\$0.00 (0.00%)
101.	Fairview	69 (0.00%)	39.13%	27 (0.01%)	18.84%	7.93	00:03:03	0.00%	0 (0.00%)	\$0.00 (0.00%)
102.	Locust Grove	69 (0.00%)	79.71%	55 (0.01%)	44.93%	5.29	00:04:32	0.00%	0 (0.00%)	\$0.00 (0.00%)
103.	Porum	67 (0.00%)	56.72%	38 (0.01%)	25.37%	5.91	00:03:19	0.00%	0 (0.00%)	\$0.00 (0.00%)
104.	Broken Bow	66 (0.00%)	75.76%	50 (0.01%)	33.33%	5.59	00:04:08	0.00%	0 (0.00%)	\$0.00 (0.00%)
105.	Gore	62 (0.00%)	41.94%	26 (0.00%)	29.03%	10.02	00:03:51	0.00%	0 (0.00%)	\$0.00 (0.00%)
106.	Langley	62 (0.00%)	32.26%	20 (0.00%)	12.90%	10.98	00:04:06	0.00%	0 (0.00%)	\$0.00 (0.00%)
107.	Marietta	60 (0.00%)	48.33%	29 (0.01%)	41.67%	5.45	00:04:08	0.00%	0 (0.00%)	\$0.00 (0.00%)
108.	Beaver	58 (0.00%)	48.28%	28 (0.01%)	27.59%	11.83	00:04:45	0.00%	0 (0.00%)	\$0.00 (0.00%)
109.	Chouteau	57 (0.00%)	75.44%	43 (0.01%)	43.86%	3.67	00:03:32	0.00%	0 (0.00%)	\$0.00 (0.00%)
110.	Coweta	57 (0.00%)	35.09%	20 (0.00%)	17.54%	8.82	00:15:27	0.00%	0 (0.00%)	\$0.00 (0.00%)
111.	Coalgate	56 (0.00%)	30.36%	17 (0.00%)	10.71%	6.57	00:03:44	0.00%	0 (0.00%)	\$0.00 (0.00%)
112.	Jay	56 (0.00%)	78.57%	44 (0.01%)	48.21%	2.89	00:01:31	0.00%	0 (0.00%)	\$0.00 (0.00%)
113.	Wewoka	51 (0.00%)	39.22%	20 (0.00%)	23.53%	6.69	00:03:34	0.00%	0 (0.00%)	\$0.00 (0.00%)
114.	Colbert	50 (0.00%)	26.00%	13 (0.00%)	20.00%	6.22	00:01:52	0.00%	0 (0.00%)	\$0.00 (0.00%)
115.	Stigler	46 (0.00%)	80.43%	37 (0.01%)	28.26%	7.02	00:05:08	0.00%	0 (0.00%)	\$0.00 (0.00%)
116.	Walters	45 (0.00%)	26.67%	12 (0.00%)	11.11%	9.51	00:03:29	0.00%	0 (0.00%)	\$0.00 (0.00%)
117.	Fort Gibson	41 (0.00%)	63.41%	26 (0.00%)	29.27%	11.10	00:07:27	0.00%	0 (0.00%)	\$0.00 (0.00%)
118.	Carnegie	35 (0.00%)	80.00%	28 (0.01%)	28.57%	9.97	00:04:32	0.00%	0 (0.00%)	\$0.00 (0.00%)
119.	Beggs	33 (0.00%)	75.76%	25 (0.00%)	45.45%	2.91	00:01:55	0.00%	0 (0.00%)	\$0.00 (0.00%)
120.	Glenpool	32 (0.00%)	81.25%	26 (0.00%)	50.00%	6.03	00:02:49	0.00%	0 (0.00%)	\$0.00 (0.00%)
121.	Perkins	32 (0.00%)	40.62%	13 (0.00%)	9.38%	11.59	00:06:06	0.00%	0 (0.00%)	\$0.00 (0.00%)
122.	Prague	32 (0.00%)	56.25%	18 (0.00%)	18.75%	8.12	00:03:48	0.00%	0 (0.00%)	\$0.00 (0.00%)
123.	Cashion	31 (0.00%)	6.45%	2 (0.00%)	29.03%	6.19	00:04:06	0.00%	0 (0.00%)	\$0.00 (0.00%)
124.	Checotah	31 (0.00%)	74.19%	23 (0.00%)	54.84%	4.68	00:03:53	0.00%	0 (0.00%)	\$0.00 (0.00%)
125.	Newkirk	30 (0.00%)	50.00%	15 (0.00%)	26.67%	9.17	00:05:37	0.00%	0 (0.00%)	\$0.00 (0.00%)
126.	Afton	29 (0.00%)	55.17%	16 (0.00%)	34.48%	9.31	00:04:45	0.00%	0 (0.00%)	\$0.00 (0.00%)
127.	Inola	29 (0.00%)	79.31%	23 (0.00%)	55.17%	7.00	00:03:23	0.00%	0 (0.00%)	\$0.00 (0.00%)
128.	Talihina	29 (0.00%)	82.76%	24 (0.00%)	44.83%	3.83	00:03:42	0.00%	0 (0.00%)	\$0.00 (0.00%)
129.	Panama	27 (0.00%)	85.19%	23 (0.00%)	37.04%	4.48	00:03:57	0.00%	0 (0.00%)	\$0.00 (0.00%)
130.	Medford	26 (0.00%)	23.08%	6 (0.00%)	11.54%	13.88	00:05:37	0.00%	0 (0.00%)	\$0.00 (0.00%)
131.	Healdton	25 (0.00%)	76.00%	19 (0.00%)	44.00%	7.44	00:03:32	0.00%	0 (0.00%)	\$0.00 (0.00%)

132.	Wilburton	23 (0.00%)	56.52%	13 (0.00%)	21.74%	4.48	00:02:49	0.00%	0 (0.00%)	\$0.00 (0.00%)
133.	Kellyville	22 (0.00%)	63.64%	14 (0.00%)	36.36%	8.50	00:04:55	0.00%	0 (0.00%)	\$0.00 (0.00%)
134.	Cleveland	20 (0.00%)	70.00%	14 (0.00%)	30.00%	8.45	00:05:39	0.00%	0 (0.00%)	\$0.00 (0.00%)
135.	Heavener	20 (0.00%)	45.00%	9 (0.00%)	45.00%	3.80	00:08:40	0.00%	0 (0.00%)	\$0.00 (0.00%)
136.	Marlow	20 (0.00%)	50.00%	10 (0.00%)	25.00%	18.65	00:08:32	0.00%	0 (0.00%)	\$0.00 (0.00%)
137.	Salina	20 (0.00%)	95.00%	19 (0.00%)	50.00%	4.00	00:01:48	0.00%	0 (0.00%)	\$0.00 (0.00%)
138.	Mounds	19 (0.00%)	36.84%	7 (0.00%)	21.05%	4.58	00:01:22	0.00%	0 (0.00%)	\$0.00 (0.00%)
139.	Quinton	19 (0.00%)	84.21%	16 (0.00%)	36.84%	4.21	00:01:40	0.00%	0 (0.00%)	\$0.00 (0.00%)
140.	Sayre	17 (0.00%)	70.59%	12 (0.00%)	5.88%	11.59	00:02:50	0.00%	0 (0.00%)	\$0.00 (0.00%)
141.	Cherokee	16 (0.00%)	31.25%	5 (0.00%)	12.50%	17.44	00:07:03	0.00%	0 (0.00%)	\$0.00 (0.00%)
142.	Laverne	16 (0.00%)	81.25%	13 (0.00%)	56.25%	4.56	00:01:31	0.00%	0 (0.00%)	\$0.00 (0.00%)
143.	Canadian County	16 (0.00%)	37.50%	6 (0.00%)	18.75%	14.62	00:07:52	0.00%	0 (0.00%)	\$0.00 (0.00%)
144.	Hobart	15 (0.00%)	40.00%	6 (0.00%)	26.67%	5.67	00:02:26	0.00%	0 (0.00%)	\$0.00 (0.00%)
145.	Okarche	15 (0.00%)	46.67%	7 (0.00%)	6.67%	6.33	00:03:22	0.00%	0 (0.00%)	\$0.00 (0.00%)
146.	Valliant	15 (0.00%)	93.33%	14 (0.00%)	93.33%	1.13	00:00:02	0.00%	0 (0.00%)	\$0.00 (0.00%)
147.	Keota	14 (0.00%)	85.71%	12 (0.00%)	35.71%	2.93	00:02:34	0.00%	0 (0.00%)	\$0.00 (0.00%)
148.	Pawhuska	14 (0.00%)	78.57%	11 (0.00%)	28.57%	5.29	00:01:16	0.00%	0 (0.00%)	\$0.00 (0.00%)
149.	Pawnee	14 (0.00%)	85.71%	12 (0.00%)	28.57%	5.00	00:02:03	0.00%	0 (0.00%)	\$0.00 (0.00%)
150.	Warner	14 (0.00%)	78.57%	11 (0.00%)	28.57%	5.93	00:02:49	0.00%	0 (0.00%)	\$0.00 (0.00%)
151.	Delaware County	14 (0.00%)	35.71%	5 (0.00%)	14.29%	8.64	00:03:45	0.00%	0 (0.00%)	\$0.00 (0.00%)
152.	Adair	13 (0.00%)	69.23%	9 (0.00%)	38.46%	3.62	00:01:49	0.00%	0 (0.00%)	\$0.00 (0.00%)
153.	Ketchum	13 (0.00%)	76.92%	10 (0.00%)	46.15%	2.38	00:00:59	0.00%	0 (0.00%)	\$0.00 (0.00%)
154.	Boise City	12 (0.00%)	66.67%	8 (0.00%)	50.00%	2.50	00:03:39	0.00%	0 (0.00%)	\$0.00 (0.00%)
155.	Webbers Falls	12 (0.00%)	83.33%	10 (0.00%)	0.00%	9.42	00:03:39	0.00%	0 (0.00%)	\$0.00 (0.00%)
156.	Stilwell	11 (0.00%)	81.82%	9 (0.00%)	18.18%	3.55	00:01:04	0.00%	0 (0.00%)	\$0.00 (0.00%)
157.	73033	10 (0.00%)	50.00%	5 (0.00%)	70.00%	1.70	00:01:19	0.00%	0 (0.00%)	\$0.00 (0.00%)
158.	Clayton	9 (0.00%)	77.78%	7 (0.00%)	44.44%	12.78	00:09:19	0.00%	0 (0.00%)	\$0.00 (0.00%)
159.	Drumright	9 (0.00%)	66.67%	6 (0.00%)	33.33%	4.33	00:01:38	0.00%	0 (0.00%)	\$0.00 (0.00%)
160.	Frederick	9 (0.00%)	77.78%	7 (0.00%)	22.22%	14.78	00:16:02	0.00%	0 (0.00%)	\$0.00 (0.00%)
161.	Spiro	9 (0.00%)	100.00%	9 (0.00%)	33.33%	6.67	00:05:23	0.00%	0 (0.00%)	\$0.00 (0.00%)
162.	Lexington	8 (0.00%)	62.50%	5 (0.00%)	37.50%	12.25	00:02:42	0.00%	0 (0.00%)	\$0.00 (0.00%)
163.	Cleveland County	8 (0.00%)	12.50%	1 (0.00%)	25.00%	3.62	00:14:31	0.00%	0 (0.00%)	\$0.00 (0.00%)
164.	Terral	7 (0.00%)	42.86%	3 (0.00%)	14.29%	14.86	00:08:22	0.00%	0 (0.00%)	\$0.00 (0.00%)
165.	74344	7 (0.00%)	0.00%	0 (0.00%)	0.00%	12.00	00:04:43	0.00%	0 (0.00%)	\$0.00 (0.00%)
166.	Chelsea	6 (0.00%)	50.00%	3 (0.00%)	33.33%	4.50	00:04:08	0.00%	0 (0.00%)	\$0.00 (0.00%)
167.	Geronimo	6 (0.00%)	83.33%	5 (0.00%)	50.00%	3.50	00:01:15	0.00%	0 (0.00%)	\$0.00 (0.00%)
168.	Oologah	6 (0.00%)	100.00%	6 (0.00%)	50.00%	5.67	00:01:32	0.00%	0 (0.00%)	\$0.00 (0.00%)
169.	Wetumka	6 (0.00%)	83.33%	5 (0.00%)	66.67%	2.50	00:01:05	0.00%	0 (0.00%)	\$0.00 (0.00%)
170.	Davenport	5 (0.00%)	100.00%	5 (0.00%)	0.00%	15.40	00:15:11	0.00%	0 (0.00%)	\$0.00 (0.00%)

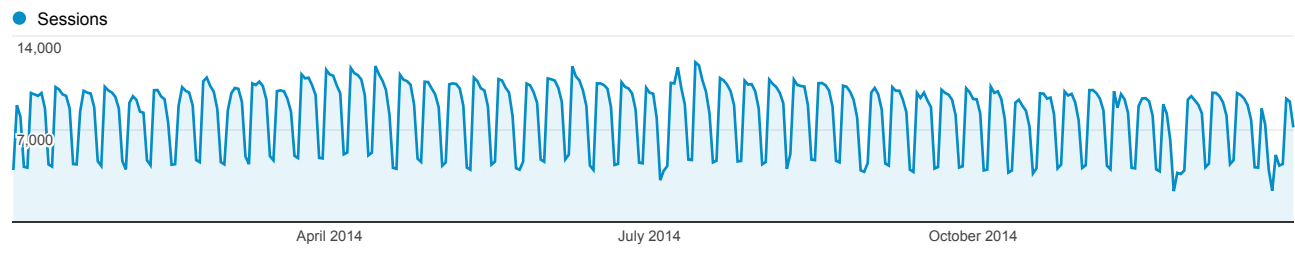
Browser & OS

All Sessions
100.00%

+ Add Segment

Explorer

Summary



Browser	Acquisition			Behavior	
	Sessions	% New Sessions	New Users	Bounce Rate	Pages / Session
	2,907,651 <small>% of Total: 100.00% (2,907,651)</small>	24.15% <small>Site Avg: 24.13% (0.09%)</small>	702,206 <small>% of Total: 100.09% (701,574)</small>	13.67% <small>Site Avg: 13.67% (0.00%)</small>	10.69% <small>Site Avg: 10.69% (0.00%)</small>
1. Internet Explorer	1,515,154 (52.11%)	21.56%	326,678 (46.52%)	10.63%	11.22%
2. Safari	581,053 (19.98%)	25.96%	150,869 (21.49%)	19.46%	8.82%
3. Chrome	518,064 (17.82%)	26.44%	136,972 (19.51%)	15.08%	11.52%
4. Firefox	207,772 (7.15%)	30.03%	62,387 (8.88%)	11.49%	10.22%
5. Android Browser	61,010 (2.10%)	27.11%	16,538 (2.36%)	26.85%	7.32%
6. Safari (in-app)	10,812 (0.37%)	42.49%	4,594 (0.65%)	24.63%	9.12%
7. IE with Chrome Frame	5,461 (0.19%)	22.18%	1,211 (0.17%)	6.46%	12.42%
8. Amazon Silk	5,360 (0.18%)	32.29%	1,731 (0.25%)	20.26%	14.22%
9. Opera	1,077 (0.04%)	36.95%	398 (0.06%)	31.57%	11.12%
10. BlackBerry	817 (0.03%)	24.24%	198 (0.03%)	14.44%	7.02%
11. Mozilla Compatible Agent	343 (0.01%)	61.52%	211 (0.03%)	61.81%	4.22%
12. SeaMonkey	200 (0.01%)	19.50%	39 (0.01%)	5.00%	12.02%
13. Maxthon	127 (0.00%)	52.76%	67 (0.01%)	14.96%	7.62%
14. Opera Mini	81 (0.00%)	69.14%	56 (0.01%)	40.74%	7.02%
15. (not set)	63 (0.00%)	98.41%	62 (0.01%)	85.71%	1.92%
16. NetFront	53 (0.00%)	73.58%	39 (0.01%)	30.19%	7.02%
17. LG-C395	44 (0.00%)	72.73%	32 (0.00%)	4.55%	28.52%
18. UC Browser	29 (0.00%)	58.62%	17 (0.00%)	37.93%	9.02%
19. Playstation 3	26 (0.00%)	88.46%	23 (0.00%)	26.92%	8.12%
20. Iron	25 (0.00%)	100.00%	25 (0.00%)	8.00%	12.32%
21. Mozilla	13 (0.00%)	69.23%	9 (0.00%)	23.08%	6.12%
22. BlackBerry9810	7 (0.00%)	14.29%	1 (0.00%)	0.00%	6.82%
23. Dalvik	6 (0.00%)	66.67%	4 (0.00%)	33.33%	6.02%
24. BrowserNG	5 (0.00%)	100.00%	5 (0.00%)	0.00%	10.82%
25. Nintendo Browser	5 (0.00%)	40.00%	2 (0.00%)	0.00%	13.22%
26. Nokia Browser	5 (0.00%)	100.00%	5 (0.00%)	20.00%	19.42%
27. ALCATEL-OT871A	4 (0.00%)	100.00%	4 (0.00%)	0.00%	7.52%

28.	BlackBerry8530	4 (0.00%)	75.00%	3 (0.00%)	0.00%	7.5
29.	Camino	4 (0.00%)	50.00%	2 (0.00%)	50.00%	2.0
30.	LG-LG440G	4 (0.00%)	75.00%	3 (0.00%)	75.00%	6.5
31.	Lunascape	4 (0.00%)	50.00%	2 (0.00%)	0.00%	5.5
32.	S40 Ovi Browser	4 (0.00%)	100.00%	4 (0.00%)	75.00%	1.7
33.	MOT-VA76r	2 (0.00%)	100.00%	2 (0.00%)	100.00%	1.0
34.	RockMelt	2 (0.00%)	100.00%	2 (0.00%)	50.00%	1.5
35.	ALCATEL-OT510A	1 (0.00%)	100.00%	1 (0.00%)	0.00%	5.0
36.	BlackBerry8520	1 (0.00%)	100.00%	1 (0.00%)	0.00%	13.0
37.	BlackBerry9530	1 (0.00%)	100.00%	1 (0.00%)	100.00%	1.0
38.	Dolfin	1 (0.00%)	100.00%	1 (0.00%)	100.00%	1.0
39.	label=ypmobapp;anv=YPmobile4.4.0;os=Android 4.2.2;dev=k2plccl;devm=HTC One SV;man=HTC;brw=Android;shwd=480x800;shwa=480x763;cs=yes;is=yes;as=yes;vs=yes;jss=yes;ls=DAM;Mobile;	1 (0.00%)	100.00%	1 (0.00%)	100.00%	1.0
40.	LG-A380	1 (0.00%)	100.00%	1 (0.00%)	0.00%	3.0
41.	LG-B460	1 (0.00%)	100.00%	1 (0.00%)	0.00%	3.0
42.	Nintendo 3DS Browser	1 (0.00%)	100.00%	1 (0.00%)	100.00%	1.0
43.	TinyBrowser	1 (0.00%)	100.00%	1 (0.00%)	0.00%	3.0
44.	YaBrowser	1 (0.00%)	100.00%	1 (0.00%)	0.00%	2.0
45.	YE	1 (0.00%)	100.00%	1 (0.00%)	0.00%	44.0

Jan 1, 2014 - Dec 31, 2014

Browser & OS

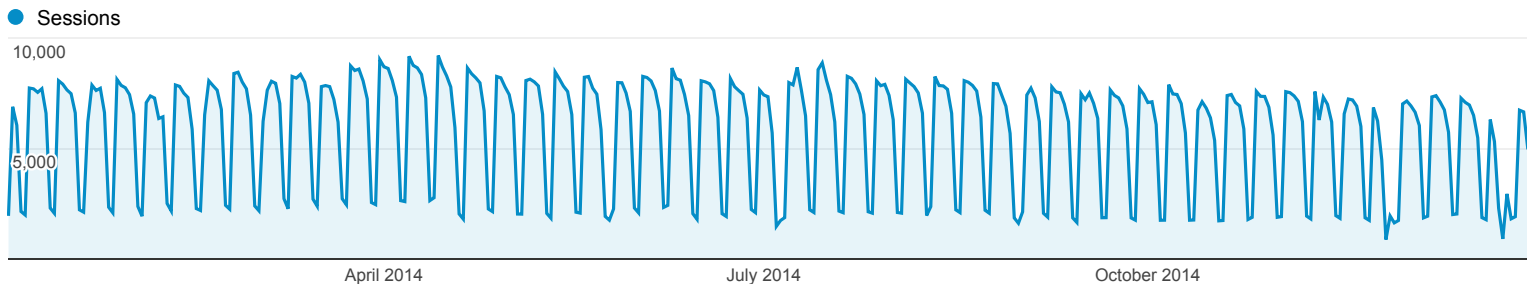
ALL » OPERATING SYSTEM: Windows

All Sessions
71.87%

+ Add Segment

Explorer

Summary



Operating System Version	Acquisition			Behavior			Conversions		
	Sessions	% New Sessions	New Users	Bounce Rate	Pages / Session	Avg. Session Duration	Goal Conversion Rate	Goal Completions	Goal Value
	2,089,756 % of Total: 71.87% (2,907,651)	22.95% Site Avg: 24.13% (-4.89%)	479,587 % of Total: 68.36% (701,574)	10.94% Site Avg: 13.67% (-19.94%)	11.38 Site Avg: 10.69 (6.39%)	00:07:01 Site Avg: 00:06:30 (7.97%)	0.00% Site Avg: 0.00% (0.00%)	0 % of Total: 0.00% (0)	\$0.00 % of Total: 0.00% (\$0.00)
1. 7	1,511,719 (72.34%)	22.40%	338,683 (70.62%)	10.78%	11.28	00:06:53	0.00%	0 (0.00%)	\$0.00 (0.00%)
2. XP	216,928 (10.38%)	21.64%	46,950 (9.79%)	10.28%	11.26	00:07:07	0.00%	0 (0.00%)	\$0.00 (0.00%)
3. 8.1	152,728 (7.31%)	26.44%	40,386 (8.42%)	12.06%	11.83	00:07:30	0.00%	0 (0.00%)	\$0.00 (0.00%)
4. Vista	104,710 (5.01%)	24.84%	26,010 (5.42%)	11.42%	12.16	00:07:49	0.00%	0 (0.00%)	\$0.00 (0.00%)
5. 8	91,519 (4.38%)	25.01%	22,888 (4.77%)	13.08%	11.90	00:07:42	0.00%	0 (0.00%)	\$0.00 (0.00%)
6. Server 2003	11,762 (0.56%)	38.20%	4,493 (0.94%)	7.89%	9.17	00:04:23	0.00%	0 (0.00%)	\$0.00 (0.00%)
7. 2000	262 (0.01%)	38.93%	102 (0.02%)	29.77%	7.40	00:05:38	0.00%	0 (0.00%)	\$0.00 (0.00%)
8. NT	92 (0.00%)	48.91%	45 (0.01%)	7.61%	10.52	00:05:27	0.00%	0 (0.00%)	\$0.00 (0.00%)
9. 98	27 (0.00%)	92.59%	25 (0.01%)	3.70%	12.22	00:12:09	0.00%	0 (0.00%)	\$0.00 (0.00%)
10. (not set)	7 (0.00%)	42.86%	3 (0.00%)	0.00%	45.57	00:35:45	0.00%	0 (0.00%)	\$0.00 (0.00%)

Rows 1 - 10 of 11

Jan 1, 2014 - Dec 31, 2014

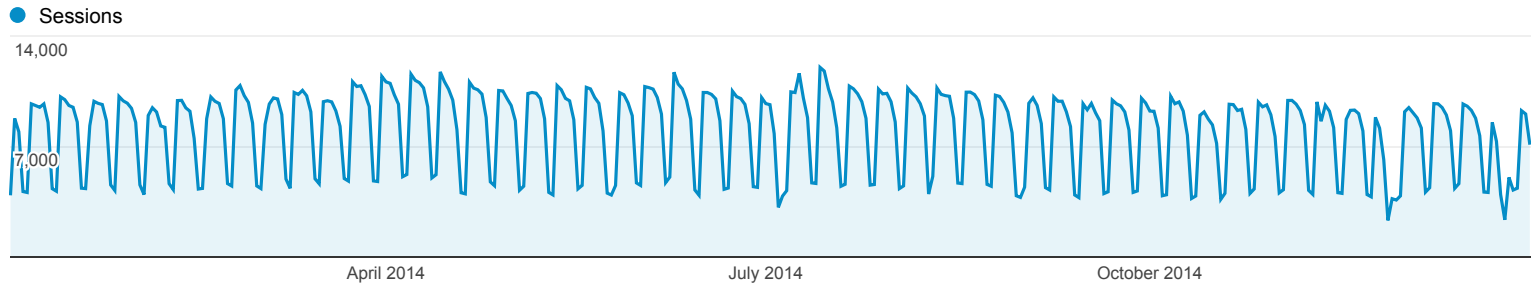
Browser & OS

All Sessions
100.00%

+ Add Segment

Explorer

Summary



Operating System	Acquisition			Behavior			Conversions		
	Sessions	% New Sessions	New Users	Bounce Rate	Pages / Session	Avg. Session Duration	Goal Conversion Rate	Goal Completions	Goal Value
	2,907,651 <small>% of Total: 100.00% (2,907,651)</small>	24.15% <small>Site Avg: 24.13% (0.09%)</small>	702,206 <small>% of Total: 100.09% (701,574)</small>	13.67% <small>Site Avg: 13.67% (0.00%)</small>	10.69 <small>Site Avg: 10.69 (0.00%)</small>	00:06:30 <small>Site Avg: 00:06:30 (0.00%)</small>	0.00% <small>Site Avg: 0.00% (0.00%)</small>	0 <small>% of Total: 0.00% (0)</small>	\$0.00 <small>% of Total: 0.00% (\$0.00)</small>
1. Windows	2,089,756 (71.87%)	22.95%	479,587 (68.30%)	10.94%	11.38	00:07:01	0.00%	0 (0.00%)	\$0.00 (0.00%)
2. iOS	469,850 (16.16%)	29.69%	139,508 (19.87%)	21.88%	8.32	00:04:31	0.00%	0 (0.00%)	\$0.00 (0.00%)
3. Macintosh	186,489 (6.41%)	18.44%	34,386 (4.90%)	12.08%	10.99	00:06:51	0.00%	0 (0.00%)	\$0.00 (0.00%)
4. Android	147,549 (5.07%)	29.35%	43,312 (6.17%)	27.40%	8.22	00:05:08	0.00%	0 (0.00%)	\$0.00 (0.00%)
5. Linux	7,014 (0.24%)	35.51%	2,491 (0.35%)	24.68%	9.24	00:05:24	0.00%	0 (0.00%)	\$0.00 (0.00%)
6. Chrome OS	2,963 (0.10%)	43.03%	1,275 (0.18%)	12.35%	13.10	00:06:39	0.00%	0 (0.00%)	\$0.00 (0.00%)
7. Windows Phone	2,705 (0.09%)	39.74%	1,075 (0.15%)	20.63%	10.34	00:05:54	0.00%	0 (0.00%)	\$0.00 (0.00%)
8. BlackBerry	831 (0.03%)	24.67%	205 (0.03%)	14.44%	7.00	00:04:18	0.00%	0 (0.00%)	\$0.00 (0.00%)
9. (not set)	276 (0.01%)	80.07%	221 (0.03%)	56.16%	4.92	00:03:15	0.00%	0 (0.00%)	\$0.00 (0.00%)
10. LG	53 (0.00%)	73.58%	39 (0.01%)	9.43%	24.66	00:17:00	0.00%	0 (0.00%)	\$0.00 (0.00%)
11. Google TV	45 (0.00%)	26.67%	12 (0.00%)	2.22%	26.69	00:22:43	0.00%	0 (0.00%)	\$0.00 (0.00%)
12. Samsung	39 (0.00%)	76.92%	30 (0.00%)	43.59%	6.08	00:05:48	0.00%	0 (0.00%)	\$0.00 (0.00%)
13. Playstation 3	26 (0.00%)	88.46%	23 (0.00%)	26.92%	8.19	00:05:41	0.00%	0 (0.00%)	\$0.00 (0.00%)
14. Xbox	12 (0.00%)	91.67%	11 (0.00%)	41.67%	10.08	00:07:42	0.00%	0 (0.00%)	\$0.00 (0.00%)
15. FreeBSD	11 (0.00%)	54.55%	6 (0.00%)	0.00%	7.73	00:02:40	0.00%	0 (0.00%)	\$0.00 (0.00%)
16. SymbianOS	8 (0.00%)	100.00%	8 (0.00%)	0.00%	9.25	00:05:22	0.00%	0 (0.00%)	\$0.00 (0.00%)
17. Nintendo Wii	7 (0.00%)	57.14%	4 (0.00%)	14.29%	12.14	00:10:32	0.00%	0 (0.00%)	\$0.00 (0.00%)
18. OpenBSD	4 (0.00%)	50.00%	2 (0.00%)	0.00%	4.00	00:06:30	0.00%	0 (0.00%)	\$0.00 (0.00%)
19. Series40	4 (0.00%)	100.00%	4 (0.00%)	75.00%	1.75	00:01:09	0.00%	0 (0.00%)	\$0.00 (0.00%)

20.	UNIX	4 (0.00%)	50.00%	2 (0.00%)	0.00%	7.00	00:06:53	0.00%	0 (0.00%)	\$0.00 (0.00%)
21.	Nokia	2 (0.00%)	100.00%	2 (0.00%)	100.00%	1.00	00:00:00	0.00%	0 (0.00%)	\$0.00 (0.00%)
22.	Firefox OS	1 (0.00%)	100.00%	1 (0.00%)	0.00%	6.00	00:01:36	0.00%	0 (0.00%)	\$0.00 (0.00%)
23.	Nintendo 3DS	1 (0.00%)	100.00%	1 (0.00%)	100.00%	1.00	00:00:00	0.00%	0 (0.00%)	\$0.00 (0.00%)
24.	SunOS	1 (0.00%)	100.00%	1 (0.00%)	0.00%	2.00	00:00:20	0.00%	0 (0.00%)	\$0.00 (0.00%)

Rows 1 - 24 of 24

Jan 1, 2014 - Dec 31, 2014

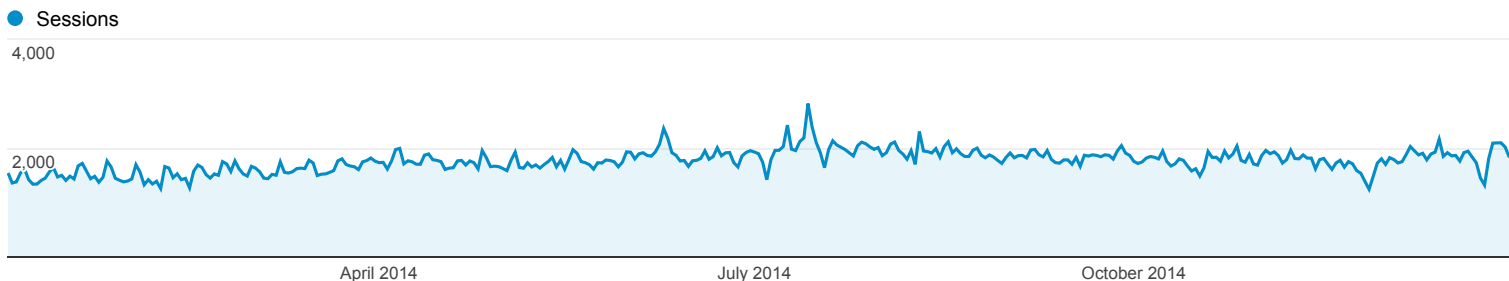
Devices

All Sessions
22.17%

+ Add Segment

Explorer

Summary



Mobile Device Info	Acquisition			Behavior			Conversions		
	Sessions	% New Sessions	New Users	Bounce Rate	Pages / Session	Avg. Session Duration	Goal Conversion Rate	Goal Completions	Goal Value
	644,634 <small>% of Total: 22.17% (2,907,651)</small>	29.52% <small>Site Avg: 24.13% (22.35%)</small>	190,306 <small>% of Total: 27.13% (701,574)</small>	22.85% <small>Site Avg: 13.67% (67.20%)</small>	8.43 <small>Site Avg: 10.69 (-21.12%)</small>	00:04:46 <small>Site Avg: 00:06:30 (-26.66%)</small>	0.00% <small>Site Avg: 0.00% (0.00%)</small>	0 <small>% of Total: 0.00% (0)</small>	\$0.00 <small>% of Total: 0.00% (\$0.00)</small>
1. Apple iPhone	283,497 (43.98%)	30.68%	86,975 (45.70%)	23.23%	6.79	00:03:32	0.00%	0 (0.00%)	\$0.00 (0.00%)
2. Apple iPad	185,842 (28.83%)	28.12%	52,262 (27.46%)	19.81%	10.66	00:06:00	0.00%	0 (0.00%)	\$0.00 (0.00%)
3. (not set)	31,567 (4.90%)	29.15%	9,203 (4.84%)	18.62%	10.82	00:07:01	0.00%	0 (0.00%)	\$0.00 (0.00%)
4. Samsung SCH-I337 Galaxy S IV	6,452 (1.00%)	24.54%	1,583 (0.83%)	30.39%	7.69	00:04:10	0.00%	0 (0.00%)	\$0.00 (0.00%)
5. Samsung GT-I9300 Galaxy S III	5,264 (0.82%)	22.11%	1,164 (0.61%)	24.47%	6.55	00:04:55	0.00%	0 (0.00%)	\$0.00 (0.00%)
6. Samsung SM-N900A Galaxy Note 3	5,151 (0.80%)	27.53%	1,418 (0.75%)	27.92%	8.30	00:04:05	0.00%	0 (0.00%)	\$0.00 (0.00%)
7. Samsung GT-I9500 Galaxy S IV	5,084 (0.79%)	27.81%	1,414 (0.74%)	25.37%	8.64	00:05:01	0.00%	0 (0.00%)	\$0.00 (0.00%)
8. Samsung SM-G900A Galaxy S5	4,509 (0.70%)	30.05%	1,355 (0.71%)	29.14%	7.78	00:04:02	0.00%	0 (0.00%)	\$0.00 (0.00%)
9. Samsung SGH-I337 Galaxy S IV	3,990 (0.62%)	27.74%	1,107 (0.58%)	29.85%	7.14	00:03:42	0.00%	0 (0.00%)	\$0.00 (0.00%)
10. Samsung SM-N900T Galaxy Note 3	3,299 (0.51%)	25.92%	855 (0.45%)	27.52%	9.79	00:05:15	0.00%	0 (0.00%)	\$0.00 (0.00%)
11. Samsung SPH-L710 Galaxy S III	3,126 (0.48%)	27.48%	859 (0.45%)	26.33%	7.14	00:05:09	0.00%	0 (0.00%)	\$0.00 (0.00%)
12. Samsung SCH-I545 Galaxy S IV	2,801 (0.43%)	22.38%	627 (0.33%)	26.81%	8.18	00:04:32	0.00%	0 (0.00%)	\$0.00 (0.00%)
13. Samsung SGH-I317 Galaxy Note II	2,690 (0.42%)	27.40%	737 (0.39%)	28.36%	7.02	00:04:08	0.00%	0 (0.00%)	\$0.00 (0.00%)
14. Samsung SGH-I527 Galaxy S4	2,522 (0.39%)	24.52%	610 (0.32%)	26.12%	7.14	00:04:10	0.00%	0 (0.00%)	\$0.00 (0.00%)

Rank	Device	Sales (Units)	Market Share (%)	Units Sold	Market Share (%)	Price (USD)	Time (min)	Profit Margin (%)	Units Sold	Profit Margin (%)
14.	Apple iPhone 1537 Galaxy S4 Active	2,522 (0.39%)	24.50%	618 (0.32%)	29.10%	7.14	00:04:12	0.00%	0 (0.00%)	\$0.00 (0.00%)
15.	Samsung SGH-T989 Galaxy SII	2,462 (0.38%)	16.57%	408 (0.21%)	27.17%	6.84	00:05:30	0.00%	0 (0.00%)	\$0.00 (0.00%)
16.	Samsung SGH-T999 Galaxy S III	2,434 (0.38%)	27.07%	659 (0.35%)	26.95%	6.63	00:04:25	0.00%	0 (0.00%)	\$0.00 (0.00%)
17.	Samsung SCH-I747 Galaxy S III	2,331 (0.36%)	28.01%	653 (0.34%)	23.55%	7.38	00:04:21	0.00%	0 (0.00%)	\$0.00 (0.00%)
18.	Samsung SGH-I747 Galaxy S III	2,293 (0.36%)	27.65%	634 (0.33%)	24.38%	7.10	00:04:19	0.00%	0 (0.00%)	\$0.00 (0.00%)
19.	Samsung SGH-M919 Galaxy S IV	2,163 (0.34%)	34.07%	737 (0.39%)	25.29%	8.25	00:04:11	0.00%	0 (0.00%)	\$0.00 (0.00%)
20.	Samsung SGH-T889 Galaxy Note II	2,095 (0.32%)	17.76%	372 (0.20%)	26.40%	6.75	00:04:23	0.00%	0 (0.00%)	\$0.00 (0.00%)
21.	HTC M7 One	1,884 (0.29%)	31.69%	597 (0.31%)	29.35%	6.32	00:03:42	0.00%	0 (0.00%)	\$0.00 (0.00%)
22.	Microsoft Windows RT Tablet	1,805 (0.28%)	30.80%	556 (0.29%)	15.24%	11.88	00:07:09	0.00%	0 (0.00%)	\$0.00 (0.00%)
23.	Samsung SM-G900V Galaxy S5	1,794 (0.28%)	37.63%	675 (0.35%)	30.82%	7.41	00:03:47	0.00%	0 (0.00%)	\$0.00 (0.00%)
24.	Samsung SM-N900V Galaxy Note 3	1,702 (0.26%)	33.14%	564 (0.30%)	25.32%	9.92	00:05:29	0.00%	0 (0.00%)	\$0.00 (0.00%)
25.	Samsung SPH-L710 for Sprint	1,685 (0.26%)	20.71%	349 (0.18%)	23.92%	6.21	00:03:30	0.00%	0 (0.00%)	\$0.00 (0.00%)
26.	Samsung SM-G900P Galaxy S5	1,637 (0.25%)	27.98%	458 (0.24%)	30.79%	8.41	00:04:27	0.00%	0 (0.00%)	\$0.00 (0.00%)
27.	Google Nexus 7	1,514 (0.23%)	37.25%	564 (0.30%)	29.13%	10.67	00:05:44	0.00%	0 (0.00%)	\$0.00 (0.00%)
28.	Amazon KFTT Kindle Fire HD 7	1,463 (0.23%)	34.18%	500 (0.26%)	20.57%	14.87	00:07:53	0.00%	0 (0.00%)	\$0.00 (0.00%)
29.	Samsung SM-N900P Galaxy Note 3	1,299 (0.20%)	37.18%	483 (0.25%)	24.71%	8.16	00:04:18	0.00%	0 (0.00%)	\$0.00 (0.00%)
30.	Samsung SM-G900T Galaxy S5	1,266 (0.20%)	28.04%	355 (0.19%)	30.09%	8.68	00:04:23	0.00%	0 (0.00%)	\$0.00 (0.00%)
31.	Amazon Kindle Fire Kindle Fire	1,233 (0.19%)	19.63%	242 (0.13%)	18.17%	9.96	00:06:03	0.00%	0 (0.00%)	\$0.00 (0.00%)
32.	Samsung SPH-L720 Galaxy S4	1,144 (0.18%)	24.83%	284 (0.15%)	25.79%	8.88	00:04:17	0.00%	0 (0.00%)	\$0.00 (0.00%)
33.	Samsung SPH-L900 Galaxy Note II	1,132 (0.18%)	29.77%	337 (0.18%)	24.82%	6.87	00:04:51	0.00%	0 (0.00%)	\$0.00 (0.00%)
34.	Barnes and Noble BNTV600 Nook HD+ Tablet	1,119 (0.17%)	20.20%	226 (0.12%)	16.71%	15.13	00:08:24	0.00%	0 (0.00%)	\$0.00 (0.00%)
35.	Samsung GT-P5210 Galaxy Tab 3 10.1	1,054 (0.16%)	22.87%	241 (0.13%)	35.96%	9.16	00:06:19	0.00%	0 (0.00%)	\$0.00 (0.00%)
36.	Samsung SCH-R970 Galaxy S IV	1,026 (0.16%)	34.41%	353 (0.19%)	32.65%	6.72	00:03:42	0.00%	0 (0.00%)	\$0.00 (0.00%)
37.	Samsung GT-P5113 Galaxy Tab 2 10.1	1,019 (0.16%)	18.45%	188 (0.10%)	36.80%	8.75	00:08:36	0.00%	0 (0.00%)	\$0.00 (0.00%)
38.	LG P769 Optimus L9	964 (0.15%)	22.10%	213 (0.11%)	26.24%	7.90	00:05:49	0.00%	0 (0.00%)	\$0.00 (0.00%)
39.	Samsung SGH-T999L Galaxy SIII LTE	932 (0.14%)	21.78%	203 (0.11%)	22.42%	8.70	00:07:18	0.00%	0 (0.00%)	\$0.00 (0.00%)

40.	Amazon KF THW Kindle Fire HDX 7 3rd Gen	902 (0.14%)	41.69%	376 (0.20%)	23.17%	13.77	00:06:32	0.00%	0 (0.00%)	\$0.00 (0.00%)
41.	Samsung GT-P3113 Galaxy Tab 2 7.0	894 (0.14%)	22.26%	199 (0.10%)	31.21%	8.54	00:06:17	0.00%	0 (0.00%)	\$0.00 (0.00%)
42.	LG Nexus 5	888 (0.14%)	31.31%	278 (0.15%)	27.93%	7.28	00:03:48	0.00%	0 (0.00%)	\$0.00 (0.00%)
43.	Samsung SGH-I527 Galaxy Mega 6.3	887 (0.14%)	25.93%	230 (0.12%)	25.25%	10.22	00:05:03	0.00%	0 (0.00%)	\$0.00 (0.00%)
44.	Motorola XT1080 Ultra	869 (0.13%)	50.40%	438 (0.23%)	25.43%	7.95	00:03:48	0.00%	0 (0.00%)	\$0.00 (0.00%)
45.	Samsung SCH-I605 Galaxy Note II	865 (0.13%)	31.79%	275 (0.14%)	29.71%	6.00	00:03:30	0.00%	0 (0.00%)	\$0.00 (0.00%)
46.	Sprint X325c/APX325CKT EVO 4G LTE	864 (0.13%)	21.88%	189 (0.10%)	31.71%	6.30	00:05:44	0.00%	0 (0.00%)	\$0.00 (0.00%)
47.	Samsung SCH-R740C Galaxy Discover	836 (0.13%)	26.79%	224 (0.12%)	40.31%	6.52	00:06:58	0.00%	0 (0.00%)	\$0.00 (0.00%)
48.	Samsung SCH-I535 Galaxy S III	809 (0.13%)	41.78%	338 (0.18%)	23.73%	6.93	00:04:08	0.00%	0 (0.00%)	\$0.00 (0.00%)
49.	Samsung SCH-M919 Galaxy S IV	809 (0.13%)	28.06%	227 (0.12%)	33.37%	7.61	00:04:48	0.00%	0 (0.00%)	\$0.00 (0.00%)
50.	LG E980 Optimus G Pro	800 (0.12%)	33.38%	267 (0.14%)	32.62%	6.90	00:03:31	0.00%	0 (0.00%)	\$0.00 (0.00%)
51.	Samsung SGH-I727 Galaxy S II Skyrocket	782 (0.12%)	21.10%	165 (0.09%)	16.88%	7.96	00:04:25	0.00%	0 (0.00%)	\$0.00 (0.00%)
52.	Samsung SM-G870A Galaxy S5 Active	774 (0.12%)	38.76%	300 (0.16%)	34.11%	7.06	00:03:52	0.00%	0 (0.00%)	\$0.00 (0.00%)
53.	Samsung SGH-I497 Galaxy Tab 2 10.1	764 (0.12%)	17.93%	137 (0.07%)	31.15%	10.70	00:10:53	0.00%	0 (0.00%)	\$0.00 (0.00%)
54.	Samsung GT-N8013 Galaxy Note 10.1	712 (0.11%)	28.37%	202 (0.11%)	28.37%	8.70	00:05:42	0.00%	0 (0.00%)	\$0.00 (0.00%)
55.	Motorola MOTXT912B Droid Razzr 4G	676 (0.10%)	31.07%	210 (0.11%)	31.95%	6.08	00:04:18	0.00%	0 (0.00%)	\$0.00 (0.00%)
56.	Samsung SM-T217S Galaxy Tab 3 7.0	675 (0.10%)	35.56%	240 (0.13%)	28.44%	8.54	00:06:22	0.00%	0 (0.00%)	\$0.00 (0.00%)
57.	Google Nexus 4	669 (0.10%)	28.70%	192 (0.10%)	25.56%	7.24	00:03:50	0.00%	0 (0.00%)	\$0.00 (0.00%)
58.	Motorola XT907 DROID RAZR M 4G LTE	667 (0.10%)	33.13%	221 (0.12%)	35.08%	6.57	00:04:16	0.00%	0 (0.00%)	\$0.00 (0.00%)
59.	Samsung SPH-D710 Galaxy SII Epic 4G Touch	665 (0.10%)	27.07%	180 (0.09%)	34.74%	5.86	00:04:24	0.00%	0 (0.00%)	\$0.00 (0.00%)
60.	Amazon KFOT Kindle Fire 7	612 (0.09%)	26.63%	163 (0.09%)	18.79%	13.15	00:06:10	0.00%	0 (0.00%)	\$0.00 (0.00%)
61.	Nokia Lumia 521	574 (0.09%)	38.50%	221 (0.12%)	16.38%	12.39	00:08:22	0.00%	0 (0.00%)	\$0.00 (0.00%)
62.	Amazon KFJWI Kindle Fire HD 8.9	559 (0.09%)	35.06%	196 (0.10%)	17.53%	15.49	00:07:15	0.00%	0 (0.00%)	\$0.00 (0.00%)
63.	LG LS980 G2	543 (0.08%)	33.89%	184 (0.10%)	30.02%	7.88	00:03:57	0.00%	0 (0.00%)	\$0.00 (0.00%)
64.	LG LS970 Optimus G	533 (0.08%)	20.26%	108 (0.06%)	14.26%	8.54	00:03:59	0.00%	0 (0.00%)	\$0.00 (0.00%)
65.	Samsung SCH-i545 Galaxy S4	517 (0.08%)	35.59%	184 (0.10%)	30.95%	7.12	00:03:35	0.00%	0 (0.00%)	\$0.00 (0.00%)

Product Information		Sales Performance		Market Share		Customer Engagement		Operational Metrics		Financial Summary	
ID	Product Name	Units Sold	Revenue (\$M)	Market Share (%)	Active Users	Churn Rate (%)	CSAT Score	Support Tickets	Resolution Time (h)	Net Profit (\$M)	ROI (%)
66.	Apple iPod	511 (0.08%)	53.03%	271 (0.14%)	27.98%	7.70	00:04:50	0.00%	0 (0.00%)	\$0.00 (0.00%)	
67.	HTC 9292 EVO 4G	475 (0.07%)	28.21%	134 (0.07%)	22.95%	6.73	00:05:36	0.00%	0 (0.00%)	\$0.00 (0.00%)	
68.	Motorola XT923 Droid Razu HD	473 (0.07%)	35.94%	170 (0.09%)	31.08%	7.11	00:04:23	0.00%	0 (0.00%)	\$0.00 (0.00%)	
69.	LG D801 G2	472 (0.07%)	31.57%	149 (0.08%)	32.63%	9.33	00:04:24	0.00%	0 (0.00%)	\$0.00 (0.00%)	
70.	Samsung SCH-R530C Galaxy S III	467 (0.07%)	28.27%	132 (0.07%)	25.91%	9.27	00:06:27	0.00%	0 (0.00%)	\$0.00 (0.00%)	
71.	Samsung SGH-T769 Galaxy S Blaze 4G	466 (0.07%)	20.82%	97 (0.05%)	19.96%	8.29	00:07:22	0.00%	0 (0.00%)	\$0.00 (0.00%)	
72.	Asus TF101 Eee Pad Transformer TF101	460 (0.07%)	9.13%	42 (0.02%)	39.13%	5.58	00:04:37	0.00%	0 (0.00%)	\$0.00 (0.00%)	
73.	Motorola MB886 Atrix HD	455 (0.07%)	34.29%	156 (0.08%)	27.47%	8.64	00:04:35	0.00%	0 (0.00%)	\$0.00 (0.00%)	
74.	Samsung SGH-i717 Galaxy Note	448 (0.07%)	26.56%	119 (0.06%)	33.26%	6.53	00:05:06	0.00%	0 (0.00%)	\$0.00 (0.00%)	
75.	Samsung SM-T210R Galaxy Tab 3 7.0	446 (0.07%)	43.72%	195 (0.10%)	31.17%	8.16	00:06:10	0.00%	0 (0.00%)	\$0.00 (0.00%)	
76.	Samsung SM-G730A Galaxy S III Mini	410 (0.06%)	35.61%	146 (0.08%)	30.24%	6.50	00:04:23	0.00%	0 (0.00%)	\$0.00 (0.00%)	
77.	ZTE V768 Concord	405 (0.06%)	32.59%	132 (0.07%)	21.48%	6.81	00:05:33	0.00%	0 (0.00%)	\$0.00 (0.00%)	
78.	HTC PJ83100 One X	396 (0.06%)	25.00%	99 (0.05%)	30.56%	7.35	00:04:55	0.00%	0 (0.00%)	\$0.00 (0.00%)	
79.	Samsung SM-G900F Galaxy S5	387 (0.06%)	35.66%	138 (0.07%)	31.01%	7.86	00:04:32	0.00%	0 (0.00%)	\$0.00 (0.00%)	
80.	Samsung SGH-I547 Galaxy Rugby Pro	385 (0.06%)	28.83%	111 (0.06%)	34.03%	4.89	00:04:16	0.00%	0 (0.00%)	\$0.00 (0.00%)	
81.	LG E970 Optimus G	361 (0.06%)	18.01%	65 (0.03%)	30.19%	7.20	00:04:23	0.00%	0 (0.00%)	\$0.00 (0.00%)	
82.	Samsung GT-N7100 Galaxy Note II	356 (0.06%)	26.69%	95 (0.05%)	29.49%	5.37	00:03:39	0.00%	0 (0.00%)	\$0.00 (0.00%)	
83.	Samsung SCH-R830 Galaxy Axiom	356 (0.06%)	27.81%	99 (0.05%)	23.88%	6.50	00:05:29	0.00%	0 (0.00%)	\$0.00 (0.00%)	
84.	Samsung SM-N910A Galaxy Note 4	323 (0.05%)	30.03%	97 (0.05%)	32.20%	8.15	00:04:03	0.00%	0 (0.00%)	\$0.00 (0.00%)	
85.	Samsung SPH-D700 Epic 4G	317 (0.05%)	9.46%	30 (0.02%)	20.82%	11.59	00:11:04	0.00%	0 (0.00%)	\$0.00 (0.00%)	
86.	HTC HTC6525LVW One M8	307 (0.05%)	18.89%	58 (0.03%)	30.29%	5.34	00:02:36	0.00%	0 (0.00%)	\$0.00 (0.00%)	
87.	Motorola XT1058 Moto X	302 (0.05%)	49.67%	150 (0.08%)	17.55%	9.70	00:04:18	0.00%	0 (0.00%)	\$0.00 (0.00%)	
88.	Samsung GT-P7510 Galaxy Tab 10.1	302 (0.05%)	22.85%	69 (0.04%)	15.89%	14.75	00:10:08	0.00%	0 (0.00%)	\$0.00 (0.00%)	
89.	Amazon KFSOW Kindle Fire HD 7 3rd Gen	301 (0.05%)	38.21%	115 (0.06%)	18.27%	14.97	00:07:26	0.00%	0 (0.00%)	\$0.00 (0.00%)	
90.	Nokia Lumia 520	300 (0.05%)	46.00%	138 (0.07%)	26.00%	9.96	00:06:19	0.00%	0 (0.00%)	\$0.00 (0.00%)	
91.	LG LS670 Optimus S	297 (0.05%)	55.56%	165 (0.09%)	16.84%	7.06	00:07:20	0.00%	0 (0.00%)	\$0.00 (0.00%)	

120.	R960 Galaxy Mega 6.3	222 (0.03%)	18.92%	42 (0.02%)	27.03%	9.41	00:04:51	0.00%	0 (0.00%)	\$0.00 (0.00%)
121.	LG VS980 G2	218 (0.03%)	36.70%	80 (0.04%)	34.86%	7.84	00:03:30	0.00%	0 (0.00%)	\$0.00 (0.00%)
122.	Samsung SCH-R950 Galaxy Note II	216 (0.03%)	38.89%	84 (0.04%)	32.41%	6.74	00:03:59	0.00%	0 (0.00%)	\$0.00 (0.00%)
123.	Samsung SGH-I577 Exhilarate	215 (0.03%)	13.95%	30 (0.02%)	11.16%	9.20	00:04:40	0.00%	0 (0.00%)	\$0.00 (0.00%)
124.	Motorola MB855 Photon	210 (0.03%)	13.81%	29 (0.02%)	30.95%	6.10	00:05:19	0.00%	0 (0.00%)	\$0.00 (0.00%)
125.	Samsung SM-T217A Galaxy Tab 3 7.0	208 (0.03%)	35.10%	73 (0.04%)	27.88%	10.85	00:08:37	0.00%	0 (0.00%)	\$0.00 (0.00%)
126.	Google Nexus 1C	202 (0.03%)	39.11%	79 (0.04%)	20.79%	11.82	00:05:16	0.00%	0 (0.00%)	\$0.00 (0.00%)
127.	Samsung SCH-S738C Galaxy Centura	197 (0.03%)	37.06%	73 (0.04%)	29.44%	5.95	00:05:32	0.00%	0 (0.00%)	\$0.00 (0.00%)
128.	Pantech P8010 Flex	190 (0.03%)	24.21%	46 (0.02%)	23.68%	6.37	00:05:01	0.00%	0 (0.00%)	\$0.00 (0.00%)
129.	Samsung SM-G900H Galaxy S5	189 (0.03%)	30.16%	57 (0.03%)	33.86%	9.05	00:05:37	0.00%	0 (0.00%)	\$0.00 (0.00%)
130.	Motorola XT1030 Droid Mini	188 (0.03%)	43.62%	82 (0.04%)	23.94%	10.44	00:05:34	0.00%	0 (0.00%)	\$0.00 (0.00%)
131.	Motorola XT901 Electrify M	188 (0.03%)	36.70%	69 (0.04%)	44.15%	5.02	00:03:00	0.00%	0 (0.00%)	\$0.00 (0.00%)
132.	Nokia Lumia 630	188 (0.03%)	52.13%	98 (0.05%)	25.00%	7.76	00:05:21	0.00%	0 (0.00%)	\$0.00 (0.00%)
133.	Samsung GT-P5113 Galaxy Tab 2 10.1 WiFi	184 (0.03%)	21.74%	40 (0.02%)	10.87%	14.05	00:07:56	0.00%	0 (0.00%)	\$0.00 (0.00%)
134.	Samsung SPH-M830 Galaxy Rush	181 (0.03%)	33.15%	60 (0.03%)	30.39%	8.17	00:08:39	0.00%	0 (0.00%)	\$0.00 (0.00%)
135.	Samsung SCH-R970C Galaxy S IV	178 (0.03%)	20.22%	36 (0.02%)	40.45%	9.46	00:08:55	0.00%	0 (0.00%)	\$0.00 (0.00%)
136.	LG D415 Optimus L90	177 (0.03%)	31.64%	56 (0.03%)	21.47%	9.85	00:06:11	0.00%	0 (0.00%)	\$0.00 (0.00%)
137.	Motorola XT1060 Moto X	176 (0.03%)	37.50%	66 (0.03%)	19.89%	11.09	00:04:31	0.00%	0 (0.00%)	\$0.00 (0.00%)
138.	Samsung SPH-M840 Galaxy Ring	176 (0.03%)	34.66%	61 (0.03%)	23.86%	7.81	00:06:15	0.00%	0 (0.00%)	\$0.00 (0.00%)
139.	Kyocera C5171 Hydro	171 (0.03%)	33.33%	57 (0.03%)	26.32%	7.30	00:05:32	0.00%	0 (0.00%)	\$0.00 (0.00%)
140.	Samsung SGH-I777 Galaxy S II	170 (0.03%)	24.12%	41 (0.02%)	19.41%	7.19	00:07:10	0.00%	0 (0.00%)	\$0.00 (0.00%)
141.	LG C800 myTouch Q	165 (0.03%)	16.36%	27 (0.01%)	23.03%	8.58	00:05:55	0.00%	0 (0.00%)	\$0.00 (0.00%)
142.	HTC Corporation PJ83100 One X	159 (0.02%)	27.04%	43 (0.02%)	32.08%	6.81	00:04:56	0.00%	0 (0.00%)	\$0.00 (0.00%)
143.	HTC PM23300 Windows Phone 8X	159 (0.02%)	27.67%	44 (0.02%)	15.09%	12.70	00:06:04	0.00%	0 (0.00%)	\$0.00 (0.00%)
144.	Nokia Lumia 710	159 (0.02%)	22.01%	35 (0.02%)	6.92%	14.43	00:05:45	0.00%	0 (0.00%)	\$0.00 (0.00%)
145.	HTC APC715CKT EVO Design 4G	157 (0.02%)	21.02%	33 (0.02%)	21.02%	17.62	00:15:52	0.00%	0 (0.00%)	\$0.00 (0.00%)
146.	ZTE N860	157 (0.02%)	38.85%	61 (0.03%)	16.56%	7.84	00:06:30	0.00%	0 (0.00%)	\$0.00 (0.00%)
147.	LG LS720 Optimus F3	150 (0.02%)	25.33%	38 (0.02%)	22.00%	8.21	00:04:47	0.00%	0 (0.00%)	\$0.00 (0.00%)

148.	Motorola XT881 Electrify 2	150 (0.02%)	9.33%	14 (0.01%)	44.00%	4.66	00:03:01	0.00%	0 (0.00%)	\$0.00 (0.00%)
149.	Motorola XT1031	149 (0.02%)	28.19%	42 (0.02%)	30.20%	7.97	00:07:16	0.00%	0 (0.00%)	\$0.00 (0.00%)
150.	ZTE X501 Groove	149 (0.02%)	30.20%	45 (0.02%)	21.48%	7.80	00:06:41	0.00%	0 (0.00%)	\$0.00 (0.00%)
151.	Samsung SCH-I915 Galaxy Tab 2 10.1	147 (0.02%)	19.05%	28 (0.01%)	29.25%	5.70	00:03:47	0.00%	0 (0.00%)	\$0.00 (0.00%)
152.	Amazon Kindle Fire HDX 7	146 (0.02%)	28.08%	41 (0.02%)	14.38%	49.32	00:17:33	0.00%	0 (0.00%)	\$0.00 (0.00%)
153.	Google Nexus 5	145 (0.02%)	35.17%	51 (0.03%)	21.38%	8.72	00:04:46	0.00%	0 (0.00%)	\$0.00 (0.00%)
154.	Samsung GT-P5210 Galaxy Tab 3 10.1 3G	145 (0.02%)	18.62%	27 (0.01%)	40.00%	6.86	00:05:19	0.00%	0 (0.00%)	\$0.00 (0.00%)
155.	BlackBerry KBD	144 (0.02%)	16.67%	24 (0.01%)	6.94%	6.17	00:03:33	0.00%	0 (0.00%)	\$0.00 (0.00%)
156.	Motorola XT1032 Moto G	143 (0.02%)	39.86%	57 (0.03%)	28.67%	8.12	00:05:12	0.00%	0 (0.00%)	\$0.00 (0.00%)
157.	Samsung SGH-I997 Infuse	142 (0.02%)	18.31%	26 (0.01%)	22.54%	6.94	00:04:21	0.00%	0 (0.00%)	\$0.00 (0.00%)
158.	Kyocera C5155 Rise C5155	141 (0.02%)	16.31%	23 (0.01%)	27.66%	7.75	00:14:52	0.00%	0 (0.00%)	\$0.00 (0.00%)
159.	Asus TF300T Transformer Pad TF300T	140 (0.02%)	34.29%	48 (0.03%)	27.86%	8.82	00:06:34	0.00%	0 (0.00%)	\$0.00 (0.00%)
160.	Motorola Electrify	140 (0.02%)	17.14%	24 (0.01%)	22.14%	8.24	00:07:45	0.00%	0 (0.00%)	\$0.00 (0.00%)
161.	Nokia Lumia 1020	140 (0.02%)	56.43%	79 (0.04%)	25.71%	9.97	00:04:34	0.00%	0 (0.00%)	\$0.00 (0.00%)
162.	Samsung SGH-I437 Galaxy Express	140 (0.02%)	40.00%	56 (0.03%)	35.00%	6.42	00:04:37	0.00%	0 (0.00%)	\$0.00 (0.00%)
163.	Toshiba AT100	140 (0.02%)	23.57%	33 (0.02%)	32.86%	6.90	00:05:48	0.00%	0 (0.00%)	\$0.00 (0.00%)
164.	HTC One V	139 (0.02%)	29.50%	41 (0.02%)	24.46%	7.63	00:06:09	0.00%	0 (0.00%)	\$0.00 (0.00%)
165.	Quanta QMV7A	139 (0.02%)	37.41%	52 (0.03%)	23.74%	7.88	00:04:19	0.00%	0 (0.00%)	\$0.00 (0.00%)
166.	Samsung SCH-I925 Galaxy Note 10.1 LTE	136 (0.02%)	28.68%	39 (0.02%)	26.47%	9.91	00:05:39	0.00%	0 (0.00%)	\$0.00 (0.00%)
167.	Motorola XT1053 Moto X	134 (0.02%)	32.84%	44 (0.02%)	20.15%	10.08	00:04:24	0.00%	0 (0.00%)	\$0.00 (0.00%)
168.	Samsung SM-N910T Galaxy Note 4	134 (0.02%)	38.06%	51 (0.03%)	28.36%	8.35	00:03:38	0.00%	0 (0.00%)	\$0.00 (0.00%)
169.	Kyocera C5170 Hydro C5170	131 (0.02%)	35.88%	47 (0.02%)	25.95%	8.31	00:07:52	0.00%	0 (0.00%)	\$0.00 (0.00%)
170.	HTC Sensation 4G	129 (0.02%)	2.33%	3 (0.00%)	24.03%	7.14	00:05:28	0.00%	0 (0.00%)	\$0.00 (0.00%)
171.	BlackBerry 9930	126 (0.02%)	11.11%	14 (0.01%)	15.08%	10.06	00:06:19	0.00%	0 (0.00%)	\$0.00 (0.00%)
172.	Samsung SM-T110 Galaxy Tab 3 Lite	121 (0.02%)	25.62%	31 (0.02%)	33.88%	10.00	00:08:04	0.00%	0 (0.00%)	\$0.00 (0.00%)
173.	Alcatel OT-5020D One Touch M'Pop	120 (0.02%)	55.00%	66 (0.03%)	25.83%	9.27	00:08:50	0.00%	0 (0.00%)	\$0.00 (0.00%)
174.	Sony C6916 Xperia Z1s LTE-A	119 (0.02%)	37.82%	45 (0.02%)	28.57%	7.88	00:04:24	0.00%	0 (0.00%)	\$0.00 (0.00%)
175.	T-Mobile myTouch myTouch Q	119 (0.02%)	10.92%	13 (0.01%)	22.69%	6.16	00:03:51	0.00%	0 (0.00%)	\$0.00 (0.00%)
176.	HTC 6500LVW One	118 (0.02%)	33.05%	39 (0.02%)	22.88%	7.34	00:03:45	0.00%	0 (0.00%)	\$0.00 (0.00%)

Rank	Device	Units Sold	Market Share	Units Sold	Market Share	Price	Revenue	Time	Profit	Revenue
177.	Nextbook NX008HD8G	115 (0.02%)	22.61%	26 (0.01%)	19.13%	13.63	00:14:28	0.00%	0 (0.00%)	\$0.00 (0.00%)
178.	Samsung GT-N8000 Galaxy Note 10.1	115 (0.02%)	27.83%	32 (0.02%)	40.87%	6.04	00:04:42	0.00%	0 (0.00%)	\$0.00 (0.00%)
179.	HTC First	114 (0.02%)	35.09%	40 (0.02%)	34.21%	5.75	00:04:06	0.00%	0 (0.00%)	\$0.00 (0.00%)
180.	ZTE V8000 Nova 4.0	114 (0.02%)	8.77%	10 (0.01%)	70.18%	2.84	00:01:32	0.00%	0 (0.00%)	\$0.00 (0.00%)
181.	Huawei M865 Ascend II	111 (0.02%)	25.23%	28 (0.01%)	15.32%	7.93	00:07:17	0.00%	0 (0.00%)	\$0.00 (0.00%)
182.	ZTE N9511 Source	111 (0.02%)	35.14%	39 (0.02%)	27.03%	9.06	00:05:43	0.00%	0 (0.00%)	\$0.00 (0.00%)
183.	HTC X515 EVO 3D	110 (0.02%)	33.64%	37 (0.02%)	30.00%	5.19	00:04:18	0.00%	0 (0.00%)	\$0.00 (0.00%)
184.	Samsung GT-I9190 Galaxy S4 Mini	106 (0.02%)	50.94%	54 (0.03%)	23.58%	9.13	00:04:48	0.00%	0 (0.00%)	\$0.00 (0.00%)
185.	HTC PN071 One	105 (0.02%)	36.19%	38 (0.02%)	21.90%	6.90	00:05:45	0.00%	0 (0.00%)	\$0.00 (0.00%)
186.	Samsung SCH-I500 Fascinate	105 (0.02%)	50.48%	53 (0.03%)	20.95%	8.01	00:04:58	0.00%	0 (0.00%)	\$0.00 (0.00%)
187.	Samsung GT-N8013 Galaxy Note 10.1 WiFi	103 (0.02%)	36.89%	38 (0.02%)	22.33%	10.12	00:05:58	0.00%	0 (0.00%)	\$0.00 (0.00%)
188.	LG VS980 4G Optimus G2 4G	101 (0.02%)	38.61%	39 (0.02%)	36.63%	6.33	00:04:49	0.00%	0 (0.00%)	\$0.00 (0.00%)
189.	Motorola Droid X2	100 (0.02%)	12.00%	12 (0.01%)	20.00%	4.43	00:02:43	0.00%	0 (0.00%)	\$0.00 (0.00%)
190.	HTC 831C One M8	99 (0.02%)	44.44%	44 (0.02%)	17.17%	8.49	00:04:35	0.00%	0 (0.00%)	\$0.00 (0.00%)
191.	T-Mobile myTouch4G	97 (0.02%)	32.99%	32 (0.02%)	26.80%	5.51	00:06:00	0.00%	0 (0.00%)	\$0.00 (0.00%)
192.	Pantech P9070 Burst	96 (0.01%)	41.67%	40 (0.02%)	31.25%	5.62	00:03:30	0.00%	0 (0.00%)	\$0.00 (0.00%)
193.	HTC Z710 Sensation 4G	94 (0.01%)	26.60%	25 (0.01%)	31.91%	10.07	00:18:37	0.00%	0 (0.00%)	\$0.00 (0.00%)
194.	LG LG730 Venice	94 (0.01%)	34.04%	32 (0.02%)	32.98%	7.38	00:05:18	0.00%	0 (0.00%)	\$0.00 (0.00%)
195.	RCA RCT6378W2	94 (0.01%)	34.04%	32 (0.02%)	34.04%	13.10	00:09:09	0.00%	0 (0.00%)	\$0.00 (0.00%)
196.	Samsung SCH-R890 Galaxy S4 Mini	94 (0.01%)	29.79%	28 (0.01%)	15.96%	5.85	00:04:06	0.00%	0 (0.00%)	\$0.00 (0.00%)
197.	LG MS500 Optimus F6	93 (0.01%)	46.24%	43 (0.02%)	41.94%	7.42	00:06:14	0.00%	0 (0.00%)	\$0.00 (0.00%)
198.	LG D850 G3	92 (0.01%)	26.09%	24 (0.01%)	29.35%	8.96	00:04:20	0.00%	0 (0.00%)	\$0.00 (0.00%)
199.	Motorola XT1056 Moto X	92 (0.01%)	56.52%	52 (0.03%)	23.91%	9.70	00:04:30	0.00%	0 (0.00%)	\$0.00 (0.00%)
200.	Samsung GT-I8190 Galaxy S III Mini	91 (0.01%)	2.20%	2 (0.00%)	34.07%	4.20	00:02:08	0.00%	0 (0.00%)	\$0.00 (0.00%)
201.	Acer A500 Picasso	88 (0.01%)	36.36%	32 (0.02%)	17.05%	9.14	00:06:13	0.00%	0 (0.00%)	\$0.00 (0.00%)
202.	Barnes and Noble BNTV250 NOOK Tablet	88 (0.01%)	23.86%	21 (0.01%)	10.23%	8.42	00:05:03	0.00%	0 (0.00%)	\$0.00 (0.00%)
203.	Samsung SM-T210T Galaxy Tab 3 7.0	88 (0.01%)	17.05%	15 (0.01%)	46.59%	8.58	00:05:03	0.00%	0 (0.00%)	\$0.00 (0.00%)
204.	Samsung SM-T800 Galaxy Tab 3 10.5	88 (0.01%)	30.68%	27 (0.01%)	26.14%	33.88	00:12:11	0.00%	0 (0.00%)	\$0.00 (0.00%)

Comprehensive Mobile Device Performance & Market Analysis Report - Q3 2023										
Device ID	Device Name	Sales Performance			Market Share			User Engagement		
		Units Sold	Revenue	Profit	Market Share (%)	Competitor Index	Retention Rate (%)	Avg. Session Duration (min)	Churn Rate (%)	Customer Satisfaction Score
205.	Samsung SCH-i705 Galaxy Tab 2 7.0	87	\$1.2M	\$0.3M	18.39%	5.2	85%	15	2.1%	4.5
206.	Samsung SM-T530NU Galaxy Tab 4 10.1	87	\$1.5M	\$0.4M	49.43%	6.8	82%	18	1.8%	4.7
207.	T-Mobile Prism II	87	\$0.8M	\$0.2M	13.79%	4.5	80%	12	2.5%	4.3
208.	Samsung SCH-I800 Galaxy Tab 7	86	\$0.5M	\$0.1M	6.98%	3.8	78%	6	3.0%	4.1
209.	Samsung SCH-R760 Galaxy S II	86	\$1.0M	\$0.3M	37.21%	5.5	83%	32	2.0%	4.6
210.	Samsung SM-G900R4 Galaxy S5	86	\$1.3M	\$0.4M	38.37%	6.2	81%	33	1.9%	4.7
211.	Motorola xt875 Droid Bionic	85	\$0.9M	\$0.3M	37.65%	5.0	79%	32	2.2%	4.4
212.	HP Touchpad	83	\$0.7M	\$0.2M	25.30%	4.0	77%	21	2.8%	4.2
213.	Acer A200 Picasso_E	82	\$1.1M	\$0.3M	48.78%	6.5	84%	40	1.7%	4.8
214.	Nokia Lumia 900	82	\$0.9M	\$0.3M	39.02%	5.3	80%	32	2.1%	4.5
215.	Mozilla Firefox fo Android Tablet	78	\$0.6M	\$0.2M	41.03%	4.8	76%	32	2.3%	4.4
216.	Samsung SGH-T959 Vibrant	78	\$0.4M	\$0.1M	32.05%	3.5	75%	25	2.7%	4.2
217.	Asus ME173X Memo Pad HD7	75	\$0.3M	\$0.1M	10.67%	3.0	73%	8	3.5%	4.0
218.	HTC M8 One M8	75	\$1.0M	\$0.3M	44.00%	5.8	82%	33	1.9%	4.6
219.	Samsung SM-P900 Galaxy Note Pro	75	\$0.8M	\$0.2M	26.67%	4.2	78%	20	2.6%	4.3
220.	HP Slate 7	74	\$0.6M	\$0.2M	22.97%	3.8	76%	17	2.9%	4.2
221.	Huawei U8665 Fusion 2	74	\$0.9M	\$0.3M	45.95%	6.0	83%	34	1.8%	4.7
222.	ZTE X500 Score	74	\$0.5M	\$0.1M	24.32%	3.5	74%	18	2.7%	4.1
223.	Nokia Lumia 1520	71	\$0.7M	\$0.2M	43.66%	5.5	81%	31	2.0%	4.6
224.	Samsung SCH-I435 Galaxy S4 Mini	71	\$0.6M	\$0.2M	36.62%	4.5	79%	26	2.4%	4.4
225.	BlackBerry 9900 Dakota	70	\$0.4M	\$0.1M	32.86%	3.8	77%	23	2.6%	4.3
226.	HTC HTC6435LVW Droid DNA	69	\$0.5M	\$0.1M	37.68%	4.0	78%	26	2.3%	4.4
227.	Samsung SCH-I415 Galaxy Stratosphere II	69	\$0.3M	\$0.1M	15.94%	3.2	75%	11	3.2%	4.0
228.	LG VS840 4G Lucid	68	\$0.7M	\$0.2M	39.71%	5.0	80%	27	2.1%	4.5
229.	Samsung SM-G386T Galaxy Avant	68	\$0.5M	\$0.1M	25.00%	3.5	76%	17	2.8%	4.2
230.	Samsung SM-T520 Galaxy Tab Pro 10.1	68	\$1.2M	\$0.4M	41.18%	6.0	82%	28	1.9%	4.7
231.	HTC 0P6B130 One M8	67	\$0.4M	\$0.1M	13.43%	3.0	74%	9	3.4%	4.0
232.	LG LGMS323 Optimus L70	67	\$0.6M	\$0.2M	50.75%	4.5	79%	34	1.7%	4.6

	Optimus L70									
233.	Samsung SPH-M580 Replenish	67 (0.01%)	37.31%	25 (0.01%)	25.37%	7.09	00:07:46	0.00%	0 (0.00%)	\$0.00 (0.00%)
234.	ZTE N9100 Force	67 (0.01%)	19.40%	13 (0.01%)	40.30%	5.96	00:05:08	0.00%	0 (0.00%)	\$0.00 (0.00%)
235.	Amazon KFAPW Kindle Fire HDX 8.9	66 (0.01%)	48.48%	32 (0.02%)	33.33%	11.41	00:04:37	0.00%	0 (0.00%)	\$0.00 (0.00%)
236.	LG LG870 Optimus F7	66 (0.01%)	31.82%	21 (0.01%)	28.79%	14.45	00:10:02	0.00%	0 (0.00%)	\$0.00 (0.00%)
237.	Samsung SM-N910V Galaxy Note 4	66 (0.01%)	48.48%	32 (0.02%)	33.33%	6.77	00:02:57	0.00%	0 (0.00%)	\$0.00 (0.00%)
238.	ZTE Z768G	66 (0.01%)	30.30%	20 (0.01%)	13.64%	5.48	00:03:45	0.00%	0 (0.00%)	\$0.00 (0.00%)
239.	Acer A1-810	65 (0.01%)	43.08%	28 (0.01%)	26.15%	7.88	00:06:17	0.00%	0 (0.00%)	\$0.00 (0.00%)
240.	Nokia Lumia 928	65 (0.01%)	29.23%	19 (0.01%)	20.00%	18.74	00:05:43	0.00%	0 (0.00%)	\$0.00 (0.00%)
241.	Samsung SPH-L300 Galaxy Victory 4G LTE	65 (0.01%)	38.46%	25 (0.01%)	27.69%	5.80	00:06:47	0.00%	0 (0.00%)	\$0.00 (0.00%)
242.	LG L38C Optimus Dynamic	64 (0.01%)	71.88%	46 (0.02%)	17.19%	6.08	00:04:46	0.00%	0 (0.00%)	\$0.00 (0.00%)
243.	LG US990 G3	64 (0.01%)	21.88%	14 (0.01%)	28.12%	6.36	00:01:57	0.00%	0 (0.00%)	\$0.00 (0.00%)
244.	Samsung SGH-i927 Captivate Glide	63 (0.01%)	22.22%	14 (0.01%)	20.63%	7.84	00:03:20	0.00%	0 (0.00%)	\$0.00 (0.00%)
245.	ZTE Z750C Savvy	63 (0.01%)	19.05%	12 (0.01%)	15.87%	16.59	00:14:53	0.00%	0 (0.00%)	\$0.00 (0.00%)
246.	HP Mesquite	62 (0.01%)	29.03%	18 (0.01%)	45.16%	6.58	00:03:27	0.00%	0 (0.00%)	\$0.00 (0.00%)
247.	Toshiba AT300 Regza AT300	62 (0.01%)	16.13%	10 (0.01%)	45.16%	8.98	00:05:38	0.00%	0 (0.00%)	\$0.00 (0.00%)
248.	LG LG-D950 G Flex	61 (0.01%)	39.34%	24 (0.01%)	29.51%	5.85	00:03:44	0.00%	0 (0.00%)	\$0.00 (0.00%)
249.	Motorola XT1055 Moto X	60 (0.01%)	70.00%	42 (0.02%)	28.33%	13.03	00:05:26	0.00%	0 (0.00%)	\$0.00 (0.00%)
250.	Huawei M886 Glory	59 (0.01%)	40.68%	24 (0.01%)	10.17%	8.81	00:07:31	0.00%	0 (0.00%)	\$0.00 (0.00%)

Rows 1 - 250 of 843

All Traffic

Jan 1, 2014 - Dec 31, 2014

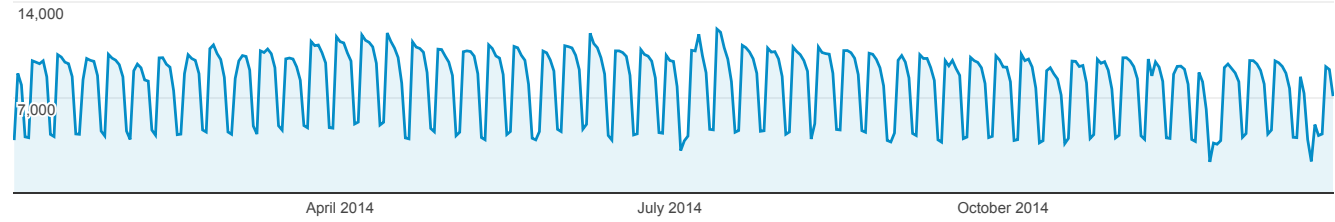
All Sessions
100.00%

+ Add Segment

Explorer

Summary

Sessions



Source / Medium	Acquisition			Behavior			Conversions		
	Sessions	% New Sessions	New Users	Bounce Rate	Pages / Session	Avg. Session Duration	Goal Conversion Rate	Goal Completions	Goal Value
	2,907,651 <small>% of Total: 100.00% (2,907,651)</small>	24.15% <small>Site Avg: 24.13% (0.09%)</small>	702,206 <small>% of Total: 100.09% (701,574)</small>	13.67% <small>Site Avg: 13.67% (0.00%)</small>	10.69 <small>Site Avg: 10.69 (0.00%)</small>	00:06:30 <small>Site Avg: 00:06:30 (0.00%)</small>	0.00% <small>Site Avg: 0.00% (0.00%)</small>	0 <small>% of Total: 0.00% (0)</small>	\$0.00 <small>% of Total: 0.00% (\$0.00)</small>
1. (direct) / (none)	1,425,181 (49.01%)	27.48%	391,583 (55.76%)	14.09%	10.04	00:06:28	0.00%	0 (0.00%)	\$0.00 (0.00%)
2. google / organic	982,778 (33.80%)	23.26%	228,624 (32.56%)	12.29%	11.49	00:06:08	0.00%	0 (0.00%)	\$0.00 (0.00%)
3. bing / organic	179,291 (6.17%)	20.03%	35,919 (5.12%)	9.19%	12.34	00:06:46	0.00%	0 (0.00%)	\$0.00 (0.00%)
4. yahoo / organic	99,698 (3.43%)	23.81%	23,738 (3.38%)	12.68%	11.95	00:06:28	0.00%	0 (0.00%)	\$0.00 (0.00%)
5. oklahoma.latitudegeo.com / referral	74,404 (2.56%)	1.84%	1,370 (0.20%)	17.62%	8.95	00:10:00	0.00%	0 (0.00%)	\$0.00 (0.00%)
6. okcmar.fusionmls.com / referral	45,226 (1.56%)	5.51%	2,490 (0.35%)	37.00%	5.92	00:06:14	0.00%	0 (0.00%)	\$0.00 (0.00%)
7. oklahomacounty.org / referral	17,278 (0.59%)	9.06%	1,566 (0.22%)	10.50%	13.35	00:07:28	0.00%	0 (0.00%)	\$0.00 (0.00%)
8. okcmar.mxtempo.com / referral	15,163 (0.52%)	6.39%	969 (0.14%)	28.79%	7.04	00:06:04	0.00%	0 (0.00%)	\$0.00 (0.00%)
9. aol / organic	8,015 (0.28%)	23.84%	1,911 (0.27%)	7.07%	13.79	00:06:47	0.00%	0 (0.00%)	\$0.00 (0.00%)
10. r.search.yahoo.com / referral	6,879 (0.24%)	28.70%	1,974 (0.28%)	9.32%	13.90	00:07:21	0.00%	0 (0.00%)	\$0.00 (0.00%)
11. ask / organic	3,313 (0.11%)	25.63%	849 (0.12%)	11.80%	12.76	00:07:46	0.00%	0 (0.00%)	\$0.00 (0.00%)
12. okctalk.com / referral	2,889 (0.10%)	11.01%	318 (0.05%)	21.88%	11.20	00:09:32	0.00%	0 (0.00%)	\$0.00 (0.00%)
13. search.tb.ask.com / referral	2,439 (0.08%)	23.29%	568 (0.08%)	9.35%	16.36	00:10:28	0.00%	0 (0.00%)	\$0.00 (0.00%)
14. ww2.cox.com / referral	2,055 (0.07%)	15.47%	318 (0.05%)	12.65%	16.73	00:09:06	0.00%	0 (0.00%)	\$0.00 (0.00%)
15. hiddenvalleyre.com / referral	1,956 (0.07%)	17.02%	333 (0.05%)	19.79%	10.53	00:12:29	0.00%	0 (0.00%)	\$0.00 (0.00%)
16. infozone / referral	1,561 (0.05%)	3.97%	62 (0.01%)	13.00%	7.19	00:07:36	0.00%	0 (0.00%)	\$0.00 (0.00%)
17. homepath.com / referral	1,534 (0.05%)	8.87%	136 (0.02%)	18.32%	12.96	00:10:03	0.00%	0 (0.00%)	\$0.00 (0.00%)
18. opia.com / referral	1,431 (0.05%)	65.13%	932 (0.13%)	53.25%	4.01	00:01:59	0.00%	0 (0.00%)	\$0.00 (0.00%)
19. finder.cox.net / referral	1,368 (0.05%)	15.72%	215 (0.03%)	11.77%	12.24	00:07:38	0.00%	0 (0.00%)	\$0.00 (0.00%)
20. avg / organic	1,356 (0.05%)	18.44%	250 (0.04%)	7.37%	13.52	00:08:47	0.00%	0 (0.00%)	\$0.00 (0.00%)
21. departments / referral	1,285 (0.04%)	11.60%	149 (0.02%)	5.29%	13.80	00:05:05	0.00%	0 (0.00%)	\$0.00 (0.00%)
22. cox.com / referral	1,259 (0.04%)	20.97%	264 (0.04%)	5.32%	15.78	00:07:48	0.00%	0 (0.00%)	\$0.00 (0.00%)
23. us.wow.com / referral	1,177 (0.04%)	27.78%	327 (0.05%)	16.40%	9.88	00:06:36	0.00%	0 (0.00%)	\$0.00 (0.00%)
24. podio.com / referral	1,074 (0.04%)	0.47%	5 (0.00%)	17.32%	13.24	00:13:41	0.00%	0 (0.00%)	\$0.00 (0.00%)
25. okcountyassessors.org / referral	1,072 (0.04%)	20.24%	217 (0.03%)	9.33%	9.57	00:05:35	0.00%	0 (0.00%)	\$0.00 (0.00%)
26. eeda.com / referral	1,065 (0.04%)	5.26%	56 (0.01%)	17.28%	11.82	00:12:28	0.00%	0 (0.00%)	\$0.00 (0.00%)

118.	pecproperties / referral	59 (0.00%)	1.69%	1 (0.00%)	20.34%	13.34	00:12:11	0.00%	0 (0.00%)	\$0.00 (0.00%)
119.	philcam.blogspot.com / referral	58 (0.00%)	65.52%	38 (0.01%)	6.90%	21.90	00:07:28	0.00%	0 (0.00%)	\$0.00 (0.00%)
120.	search.netzero.net / referral	58 (0.00%)	10.34%	6 (0.00%)	1.72%	14.66	00:13:26	0.00%	0 (0.00%)	\$0.00 (0.00%)
121.	us-mg205.mail.yahoo.com / referral	58 (0.00%)	6.90%	4 (0.00%)	22.41%	10.90	00:09:39	0.00%	0 (0.00%)	\$0.00 (0.00%)
122.	flagscape.bankofamerica.com / referral	55 (0.00%)	3.64%	2 (0.00%)	3.64%	9.49	00:06:18	0.00%	0 (0.00%)	\$0.00 (0.00%)
123.	msn / organic	54 (0.00%)	5.56%	3 (0.00%)	5.56%	9.07	00:03:52	0.00%	0 (0.00%)	\$0.00 (0.00%)
124.	homesofokcinc.com / referral	53 (0.00%)	1.89%	1 (0.00%)	45.28%	3.53	00:01:17	0.00%	0 (0.00%)	\$0.00 (0.00%)
125.	abandonedok.com / referral	52 (0.00%)	42.31%	22 (0.00%)	50.00%	7.77	00:02:14	0.00%	0 (0.00%)	\$0.00 (0.00%)
126.	msxml.excite.com / referral	52 (0.00%)	28.85%	15 (0.00%)	3.85%	13.58	00:06:59	0.00%	0 (0.00%)	\$0.00 (0.00%)
127.	orenusa.com / referral	52 (0.00%)	0.00%	0 (0.00%)	26.92%	5.85	00:05:39	0.00%	0 (0.00%)	\$0.00 (0.00%)
128.	homepath.com. / referral	50 (0.00%)	0.00%	0 (0.00%)	4.00%	27.06	00:20:44	0.00%	0 (0.00%)	\$0.00 (0.00%)
129.	cdx.xceligent.com / referral	49 (0.00%)	12.24%	6 (0.00%)	10.20%	16.22	00:06:42	0.00%	0 (0.00%)	\$0.00 (0.00%)
130.	theparish.typepad.com / referral	48 (0.00%)	43.75%	21 (0.00%)	29.17%	5.48	00:02:32	0.00%	0 (0.00%)	\$0.00 (0.00%)
131.	countyitest / referral	47 (0.00%)	0.00%	0 (0.00%)	31.91%	31.09	00:21:42	0.00%	0 (0.00%)	\$0.00 (0.00%)
132.	hsrd.yahoo.com / referral	46 (0.00%)	2.17%	1 (0.00%)	15.22%	11.11	00:15:37	0.00%	0 (0.00%)	\$0.00 (0.00%)
133.	maps.midwestcityok.org / referral	45 (0.00%)	4.44%	2 (0.00%)	73.33%	1.47	00:01:18	0.00%	0 (0.00%)	\$0.00 (0.00%)
134.	us.bookmarks.yahoo.com / referral	44 (0.00%)	15.91%	7 (0.00%)	11.36%	17.32	00:07:47	0.00%	0 (0.00%)	\$0.00 (0.00%)
135.	36ohk6dgmcd1n-c.c.yom.mail.yahoo.net / referral	42 (0.00%)	0.00%	0 (0.00%)	2.38%	8.55	00:03:34	0.00%	0 (0.00%)	\$0.00 (0.00%)
136.	aol.com / referral	42 (0.00%)	4.76%	2 (0.00%)	0.00%	7.07	00:02:23	0.00%	0 (0.00%)	\$0.00 (0.00%)
137.	mysearchresults.com / referral	42 (0.00%)	59.52%	25 (0.00%)	7.14%	11.40	00:04:21	0.00%	0 (0.00%)	\$0.00 (0.00%)
138.	okcmar.org / referral	41 (0.00%)	31.71%	13 (0.00%)	26.83%	5.63	00:03:08	0.00%	0 (0.00%)	\$0.00 (0.00%)
139.	realmarketing.com / referral	41 (0.00%)	51.22%	21 (0.00%)	19.51%	7.71	00:05:07	0.00%	0 (0.00%)	\$0.00 (0.00%)
140.	city-data.com / referral	39 (0.00%)	66.67%	26 (0.00%)	35.90%	5.97	00:04:51	0.00%	0 (0.00%)	\$0.00 (0.00%)
141.	ldsgeo.org / referral	39 (0.00%)	10.26%	4 (0.00%)	43.59%	3.85	00:16:59	0.00%	0 (0.00%)	\$0.00 (0.00%)
142.	search.alot.com / referral	39 (0.00%)	15.38%	6 (0.00%)	15.38%	12.21	00:06:08	0.00%	0 (0.00%)	\$0.00 (0.00%)
143.	blackle.com / referral	38 (0.00%)	7.89%	3 (0.00%)	31.58%	16.05	00:12:59	0.00%	0 (0.00%)	\$0.00 (0.00%)
144.	law.okcu.libguides.com / referral	38 (0.00%)	63.16%	24 (0.00%)	31.58%	8.18	00:05:57	0.00%	0 (0.00%)	\$0.00 (0.00%)
145.	biggerpockets.com / referral	37 (0.00%)	10.81%	4 (0.00%)	24.32%	6.00	00:02:54	0.00%	0 (0.00%)	\$0.00 (0.00%)
146.	foreclosure.com / referral	37 (0.00%)	2.70%	1 (0.00%)	18.92%	6.57	00:06:42	0.00%	0 (0.00%)	\$0.00 (0.00%)
147.	okgazette.com / referral	37 (0.00%)	75.68%	28 (0.00%)	48.65%	4.81	00:03:01	0.00%	0 (0.00%)	\$0.00 (0.00%)
148.	searchhi.net / referral	37 (0.00%)	0.00%	0 (0.00%)	5.41%	9.19	00:03:43	0.00%	0 (0.00%)	\$0.00 (0.00%)
149.	search.juno.com / referral	36 (0.00%)	25.00%	9 (0.00%)	8.33%	11.08	00:05:55	0.00%	0 (0.00%)	\$0.00 (0.00%)
150.	search.peoplepc.com / referral	36 (0.00%)	11.11%	4 (0.00%)	11.11%	13.58	00:10:41	0.00%	0 (0.00%)	\$0.00 (0.00%)
151.	webmail.netzero.net / referral	35 (0.00%)	0.00%	0 (0.00%)	8.57%	22.83	00:23:44	0.00%	0 (0.00%)	\$0.00 (0.00%)
152.	copperfieldedmond.wordpress.com / referral	34 (0.00%)	5.88%	2 (0.00%)	5.88%	19.71	00:10:45	0.00%	0 (0.00%)	\$0.00 (0.00%)
153.	track.nrtt.com / referral	34 (0.00%)	11.76%	4 (0.00%)	8.82%	5.35	00:11:38	0.00%	0 (0.00%)	\$0.00 (0.00%)
154.	copperfieldedmond.org / referral	33 (0.00%)	39.39%	13 (0.00%)	18.18%	13.33	00:08:57	0.00%	0 (0.00%)	\$0.00 (0.00%)
155.	encompass.elliemae.com / referral	33 (0.00%)	3.03%	1 (0.00%)	18.18%	5.39	00:01:27	0.00%	0 (0.00%)	\$0.00 (0.00%)
156.	intranet.homeworxusa.com / referral	33 (0.00%)	18.18%	6 (0.00%)	36.36%	4.52	00:02:14	0.00%	0 (0.00%)	\$0.00 (0.00%)
157.	voices.yahoo.com / referral	33 (0.00%)	72.73%	24 (0.00%)	33.33%	3.76	00:01:49	0.00%	0 (0.00%)	\$0.00 (0.00%)
158.	sn106w.snt106.mail.live.com / referral	32 (0.00%)	0.00%	0 (0.00%)	3.12%	11.12	00:10:33	0.00%	0 (0.00%)	\$0.00 (0.00%)
159.	ymlp.com / referral	32 (0.00%)	3.12%	1 (0.00%)	6.25%	25.34	00:04:20	0.00%	0 (0.00%)	\$0.00 (0.00%)
160.	zensearch.com / referral	32 (0.00%)	40.62%	13 (0.00%)	0.00%	23.41	00:07:27	0.00%	0 (0.00%)	\$0.00 (0.00%)
161.	51searchengines.com / referral	31 (0.00%)	51.61%	16 (0.00%)	9.68%	6.52	00:04:11	0.00%	0 (0.00%)	\$0.00 (0.00%)
162.	bankrate.com / referral	31 (0.00%)	80.65%	25 (0.00%)	77.42%	1.65	00:00:40	0.00%	0 (0.00%)	\$0.00 (0.00%)
163.	cache / referral	31 (0.00%)	22.58%	7 (0.00%)	16.13%	8.48	00:03:04	0.00%	0 (0.00%)	\$0.00 (0.00%)

164.	m.dogpile.com / referral	31 (0.00%)	16.13%	5 (0.00%)	19.35%	8.71	00:04:16	0.00%	0 (0.00%)	\$0.00 (0.00%)
165.	pzr.pzr.com / referral	31 (0.00%)	45.16%	14 (0.00%)	6.45%	10.06	00:05:28	0.00%	0 (0.00%)	\$0.00 (0.00%)
166.	searchmasterz.com / referral	31 (0.00%)	3.23%	1 (0.00%)	45.16%	4.42	00:03:44	0.00%	0 (0.00%)	\$0.00 (0.00%)
167.	start.funmoods.com / referral	31 (0.00%)	29.03%	9 (0.00%)	41.94%	6.29	00:05:15	0.00%	0 (0.00%)	\$0.00 (0.00%)
168.	yahoo.com / referral	31 (0.00%)	3.23%	1 (0.00%)	6.45%	7.94	00:07:51	0.00%	0 (0.00%)	\$0.00 (0.00%)
169.	31searchengines.com / referral	30 (0.00%)	0.00%	0 (0.00%)	6.67%	22.17	00:18:43	0.00%	0 (0.00%)	\$0.00 (0.00%)
170.	bb.mycricket.com / referral	30 (0.00%)	43.33%	13 (0.00%)	0.00%	21.37	00:13:13	0.00%	0 (0.00%)	\$0.00 (0.00%)
171.	by149w.bay149.mail.live.com / referral	30 (0.00%)	0.00%	0 (0.00%)	0.00%	13.67	00:13:47	0.00%	0 (0.00%)	\$0.00 (0.00%)
172.	search.sidecubes.com / referral	30 (0.00%)	30.00%	9 (0.00%)	3.33%	16.80	00:07:59	0.00%	0 (0.00%)	\$0.00 (0.00%)
173.	thunderfans.com / referral	30 (0.00%)	36.67%	11 (0.00%)	33.33%	13.73	00:07:55	0.00%	0 (0.00%)	\$0.00 (0.00%)
174.	search.incredibar.com / referral	29 (0.00%)	34.48%	10 (0.00%)	10.34%	16.83	00:07:31	0.00%	0 (0.00%)	\$0.00 (0.00%)
175.	search.reimageplus.com / referral	29 (0.00%)	24.14%	7 (0.00%)	0.00%	10.24	00:04:50	0.00%	0 (0.00%)	\$0.00 (0.00%)
176.	incredimail / organic	28 (0.00%)	21.43%	6 (0.00%)	3.57%	23.36	00:09:22	0.00%	0 (0.00%)	\$0.00 (0.00%)
177.	us.mg206.mail.yahoo.com / referral	28 (0.00%)	0.00%	0 (0.00%)	0.00%	9.07	00:02:34	0.00%	0 (0.00%)	\$0.00 (0.00%)
178.	alhea.com / referral	27 (0.00%)	44.44%	12 (0.00%)	3.70%	10.41	00:06:48	0.00%	0 (0.00%)	\$0.00 (0.00%)
179.	bettspi.com / referral	27 (0.00%)	40.74%	11 (0.00%)	14.81%	14.70	00:07:48	0.00%	0 (0.00%)	\$0.00 (0.00%)
180.	ffbweb / referral	27 (0.00%)	0.00%	0 (0.00%)	0.00%	20.00	00:04:15	0.00%	0 (0.00%)	\$0.00 (0.00%)
181.	foreverforreal.com / referral	27 (0.00%)	0.00%	0 (0.00%)	22.22%	8.63	00:04:48	0.00%	0 (0.00%)	\$0.00 (0.00%)
182.	localhost / referral	27 (0.00%)	11.11%	3 (0.00%)	22.22%	5.15	00:10:34	0.00%	0 (0.00%)	\$0.00 (0.00%)
183.	excite.com / referral	26 (0.00%)	69.23%	18 (0.00%)	26.92%	5.23	00:04:41	0.00%	0 (0.00%)	\$0.00 (0.00%)
184.	okc.gov / referral	26 (0.00%)	34.62%	9 (0.00%)	61.54%	6.69	00:03:33	0.00%	0 (0.00%)	\$0.00 (0.00%)
185.	search.earthlink.net / referral	26 (0.00%)	53.85%	14 (0.00%)	23.08%	11.69	00:07:39	0.00%	0 (0.00%)	\$0.00 (0.00%)
186.	t.co / referral	26 (0.00%)	26.92%	7 (0.00%)	53.85%	5.12	00:02:23	0.00%	0 (0.00%)	\$0.00 (0.00%)
187.	precorruffin.com / referral	25 (0.00%)	8.00%	2 (0.00%)	12.00%	8.40	00:07:26	0.00%	0 (0.00%)	\$0.00 (0.00%)
188.	search.foxtab.com / referral	25 (0.00%)	8.00%	2 (0.00%)	16.00%	6.88	00:02:11	0.00%	0 (0.00%)	\$0.00 (0.00%)
189.	search.smilebox.com / referral	25 (0.00%)	8.00%	2 (0.00%)	4.00%	11.12	00:05:27	0.00%	0 (0.00%)	\$0.00 (0.00%)
190.	bg7.pieos.com:8082 / referral	24 (0.00%)	16.67%	4 (0.00%)	0.00%	12.38	00:10:40	0.00%	0 (0.00%)	\$0.00 (0.00%)
191.	distinctlyoklahoma.com / referral	24 (0.00%)	0.00%	0 (0.00%)	8.33%	9.75	00:03:40	0.00%	0 (0.00%)	\$0.00 (0.00%)
192.	glbtokc.blogspot.com / referral	24 (0.00%)	25.00%	6 (0.00%)	12.50%	6.83	00:04:58	0.00%	0 (0.00%)	\$0.00 (0.00%)
193.	loopnet.com / referral	24 (0.00%)	0.00%	0 (0.00%)	8.33%	11.67	00:04:44	0.00%	0 (0.00%)	\$0.00 (0.00%)
194.	symbaloo.com / referral	24 (0.00%)	29.17%	7 (0.00%)	4.17%	8.96	00:05:41	0.00%	0 (0.00%)	\$0.00 (0.00%)
195.	lookup.t-mobile.com / referral	23 (0.00%)	39.13%	9 (0.00%)	8.70%	18.87	00:31:20	0.00%	0 (0.00%)	\$0.00 (0.00%)
196.	passthrough.fw-notify.net / referral	23 (0.00%)	13.04%	3 (0.00%)	8.70%	11.65	00:09:51	0.00%	0 (0.00%)	\$0.00 (0.00%)
197.	25searchengines.com / referral	22 (0.00%)	4.55%	1 (0.00%)	9.09%	11.55	00:08:26	0.00%	0 (0.00%)	\$0.00 (0.00%)
198.	26searchengines.com / referral	22 (0.00%)	18.18%	4 (0.00%)	13.64%	22.09	00:06:30	0.00%	0 (0.00%)	\$0.00 (0.00%)
199.	webmail.iwebcenters.com / referral	22 (0.00%)	0.00%	0 (0.00%)	4.55%	5.41	00:02:14	0.00%	0 (0.00%)	\$0.00 (0.00%)
200.	blekko.com / referral	21 (0.00%)	57.14%	12 (0.00%)	23.81%	7.24	00:05:48	0.00%	0 (0.00%)	\$0.00 (0.00%)
201.	dailythunder.com / referral	21 (0.00%)	80.95%	17 (0.00%)	90.48%	3.19	00:00:54	0.00%	0 (0.00%)	\$0.00 (0.00%)
202.	home.myhughesnet.com / referral	21 (0.00%)	47.62%	10 (0.00%)	23.81%	11.38	00:11:15	0.00%	0 (0.00%)	\$0.00 (0.00%)
203.	nolo.com / referral	21 (0.00%)	0.00%	0 (0.00%)	14.29%	5.62	00:05:14	0.00%	0 (0.00%)	\$0.00 (0.00%)
204.	search.mail.com / referral	21 (0.00%)	0.00%	0 (0.00%)	0.00%	14.38	00:05:30	0.00%	0 (0.00%)	\$0.00 (0.00%)
205.	us-mg4.mail.yahoo.com / referral	21 (0.00%)	0.00%	0 (0.00%)	9.52%	22.24	00:16:31	0.00%	0 (0.00%)	\$0.00 (0.00%)
206.	search-help.sprint.com / referral	20 (0.00%)	15.00%	3 (0.00%)	30.00%	28.45	00:13:46	0.00%	0 (0.00%)	\$0.00 (0.00%)
207.	surfcanyon.com / referral	20 (0.00%)	30.00%	6 (0.00%)	10.00%	60.35	00:17:38	0.00%	0 (0.00%)	\$0.00 (0.00%)
208.	us.mc814.mail.yahoo.com / referral	20 (0.00%)	0.00%	0 (0.00%)	10.00%	16.50	00:11:54	0.00%	0 (0.00%)	\$0.00 (0.00%)
209.	centurylink.net / referral	18 (0.00%)	77.78%	14 (0.00%)	44.44%	7.50	00:07:21	0.00%	0 (0.00%)	\$0.00 (0.00%)

210.	ok-edmond.civicplus.com / referral	18 (0.00%)	27.78%	5 (0.00%)	27.78%	9.94	00:10:18	0.00%	0 (0.00%)	\$0.00 (0.00%)
211.	realvantagepoint.com / referral	18 (0.00%)	66.67%	12 (0.00%)	5.56%	8.44	00:03:35	0.00%	0 (0.00%)	\$0.00 (0.00%)
212.	rlvalleman.com / referral	18 (0.00%)	0.00%	0 (0.00%)	0.00%	10.17	00:02:38	0.00%	0 (0.00%)	\$0.00 (0.00%)
213.	search.snap.do / referral	18 (0.00%)	0.00%	0 (0.00%)	0.00%	8.89	00:03:27	0.00%	0 (0.00%)	\$0.00 (0.00%)
214.	skipease.com / referral	18 (0.00%)	38.89%	7 (0.00%)	5.56%	18.06	00:15:46	0.00%	0 (0.00%)	\$0.00 (0.00%)
215.	web.mail.comcast.net / referral	18 (0.00%)	50.00%	9 (0.00%)	22.22%	41.50	00:40:29	0.00%	0 (0.00%)	\$0.00 (0.00%)
216.	chambermaster.com / referral	17 (0.00%)	23.53%	4 (0.00%)	23.53%	13.94	00:09:40	0.00%	0 (0.00%)	\$0.00 (0.00%)
217.	info / referral	17 (0.00%)	29.41%	5 (0.00%)	0.00%	10.59	00:05:38	0.00%	0 (0.00%)	\$0.00 (0.00%)
218.	link.tapataalk.com / referral	17 (0.00%)	41.18%	7 (0.00%)	52.94%	3.82	00:02:53	0.00%	0 (0.00%)	\$0.00 (0.00%)
219.	scotttitle.com / referral	17 (0.00%)	52.94%	9 (0.00%)	11.76%	28.41	00:16:06	0.00%	0 (0.00%)	\$0.00 (0.00%)
220.	tmob.search-help.net / referral	17 (0.00%)	29.41%	5 (0.00%)	41.18%	6.24	00:03:48	0.00%	0 (0.00%)	\$0.00 (0.00%)
221.	webmailbb.juno.com / referral	17 (0.00%)	5.88%	1 (0.00%)	76.47%	1.41	00:01:02	0.00%	0 (0.00%)	\$0.00 (0.00%)
222.	zlotlaw.com / referral	17 (0.00%)	35.29%	6 (0.00%)	17.65%	21.06	00:06:53	0.00%	0 (0.00%)	\$0.00 (0.00%)
223.	bigsoccer.com / referral	16 (0.00%)	93.75%	15 (0.00%)	100.00%	1.00	00:00:00	0.00%	0 (0.00%)	\$0.00 (0.00%)
224.	bradfordpark.org / referral	16 (0.00%)	12.50%	2 (0.00%)	25.00%	6.19	00:08:28	0.00%	0 (0.00%)	\$0.00 (0.00%)
225.	browse-search.com / referral	16 (0.00%)	75.00%	12 (0.00%)	18.75%	10.00	00:05:51	0.00%	0 (0.00%)	\$0.00 (0.00%)
226.	inboxdollars.com / referral	16 (0.00%)	56.25%	9 (0.00%)	12.50%	12.06	00:03:49	0.00%	0 (0.00%)	\$0.00 (0.00%)
227.	search / organic	16 (0.00%)	0.00%	0 (0.00%)	6.25%	21.25	00:14:47	0.00%	0 (0.00%)	\$0.00 (0.00%)
228.	search.suddenlink.net / referral	16 (0.00%)	75.00%	12 (0.00%)	31.25%	7.25	00:04:47	0.00%	0 (0.00%)	\$0.00 (0.00%)
229.	sn123w.snt123.mail.live.com / referral	16 (0.00%)	0.00%	0 (0.00%)	0.00%	11.56	00:01:41	0.00%	0 (0.00%)	\$0.00 (0.00%)
230.	trulia.com / referral	16 (0.00%)	6.25%	1 (0.00%)	18.75%	4.62	00:00:47	0.00%	0 (0.00%)	\$0.00 (0.00%)
231.	ml.t-mobile.com / referral	15 (0.00%)	0.00%	0 (0.00%)	6.67%	11.00	00:05:10	0.00%	0 (0.00%)	\$0.00 (0.00%)
232.	propertyshark.com / referral	15 (0.00%)	40.00%	6 (0.00%)	40.00%	8.53	00:05:43	0.00%	0 (0.00%)	\$0.00 (0.00%)
233.	us-mg5.mail.yahoo.com / referral	15 (0.00%)	20.00%	3 (0.00%)	33.33%	4.27	00:05:24	0.00%	0 (0.00%)	\$0.00 (0.00%)
234.	webmaila.juno.com / referral	15 (0.00%)	40.00%	6 (0.00%)	26.67%	48.80	00:10:52	0.00%	0 (0.00%)	\$0.00 (0.00%)
235.	windstream.net / referral	15 (0.00%)	73.33%	11 (0.00%)	13.33%	5.93	00:02:01	0.00%	0 (0.00%)	\$0.00 (0.00%)
236.	i.maxthon.com / referral	14 (0.00%)	0.00%	0 (0.00%)	7.14%	3.79	00:00:32	0.00%	0 (0.00%)	\$0.00 (0.00%)
237.	intranet.penfed.org / referral	14 (0.00%)	85.71%	12 (0.00%)	0.00%	5.93	00:00:57	0.00%	0 (0.00%)	\$0.00 (0.00%)
238.	searchforelvis.com / referral	14 (0.00%)	0.00%	0 (0.00%)	7.14%	11.79	00:04:32	0.00%	0 (0.00%)	\$0.00 (0.00%)
239.	androidsearch.com / referral	13 (0.00%)	7.69%	1 (0.00%)	15.38%	6.92	00:05:20	0.00%	0 (0.00%)	\$0.00 (0.00%)
240.	c21townandcountry.net / referral	13 (0.00%)	0.00%	0 (0.00%)	23.08%	12.54	00:07:08	0.00%	0 (0.00%)	\$0.00 (0.00%)
241.	edshadid.com / referral	13 (0.00%)	30.77%	4 (0.00%)	23.08%	6.38	00:04:01	0.00%	0 (0.00%)	\$0.00 (0.00%)
242.	forumx.oba-net.org / referral	13 (0.00%)	23.08%	3 (0.00%)	30.77%	6.54	00:01:11	0.00%	0 (0.00%)	\$0.00 (0.00%)
243.	lse.co.uk / referral	13 (0.00%)	100.00%	13 (0.00%)	76.92%	1.31	00:00:51	0.00%	0 (0.00%)	\$0.00 (0.00%)
244.	maxwebsearch.com / referral	13 (0.00%)	38.46%	5 (0.00%)	7.69%	20.31	00:09:33	0.00%	0 (0.00%)	\$0.00 (0.00%)
245.	newzonedev / referral	13 (0.00%)	38.46%	5 (0.00%)	76.92%	3.54	00:04:34	0.00%	0 (0.00%)	\$0.00 (0.00%)
246.	nicholshills.org / referral	13 (0.00%)	53.85%	7 (0.00%)	15.38%	9.69	00:05:09	0.00%	0 (0.00%)	\$0.00 (0.00%)
247.	pointfly.com / referral	13 (0.00%)	7.69%	1 (0.00%)	23.08%	4.23	00:03:26	0.00%	0 (0.00%)	\$0.00 (0.00%)
248.	search.sweetim.com / referral	13 (0.00%)	61.54%	8 (0.00%)	7.69%	14.15	00:13:01	0.00%	0 (0.00%)	\$0.00 (0.00%)
249.	appraisaldata.com / referral	12 (0.00%)	91.67%	11 (0.00%)	0.00%	8.25	00:09:58	0.00%	0 (0.00%)	\$0.00 (0.00%)
250.	cokc0is006:6853 / referral	12 (0.00%)	8.33%	1 (0.00%)	16.67%	10.67	00:05:54	0.00%	0 (0.00%)	\$0.00 (0.00%)

Network

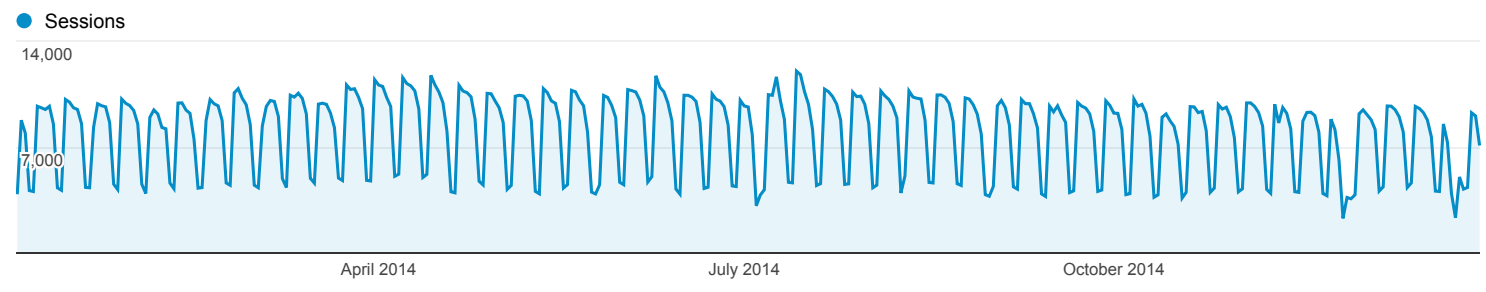
Jan 1, 2014 - Dec 31, 2014

All Sessions
100.00%

+ Add Segment

Explorer

Summary



Service Provider	Acquisition			Behavior			Conversions		
	Sessions	% New Sessions	New Users	Bounce Rate	Pages / Session	Avg. Session Duration	Goal Conversion Rate	Goal Completions	Goal Value
	2,907,651 <small>% of Total: 100.00% (2,907,651)</small>	24.15% <small>Site Avg: 24.13% (0.09%)</small>	702,206 <small>% of Total: 100.09% (701,574)</small>	13.67% <small>Site Avg: 13.67% (0.00%)</small>	10.69 <small>Site Avg: 10.69 (0.00%)</small>	00:06:30 <small>Site Avg: 00:06:30 (0.00%)</small>	0.00% <small>Site Avg: 0.00% (0.00%)</small>	0 <small>% of Total: 0.00% (0)</small>	\$0.00 <small>% of Total: 0.00% (\$0.00)</small>
1. cox communications	781,625 (26.88%)	21.45%	167,692 (23.88%)	12.77%	10.99	00:06:34	0.00%	0 (0.00%)	\$0.00 (0.00%)
2. cox communications inc.	696,376 (23.95%)	20.51%	142,801 (20.34%)	12.55%	11.04	00:06:53	0.00%	0 (0.00%)	\$0.00 (0.00%)
3. at&t internet services	271,833 (9.35%)	25.90%	70,394 (10.02%)	14.60%	11.34	00:06:55	0.00%	0 (0.00%)	\$0.00 (0.00%)
4. service provider corporation	167,175 (5.75%)	29.13%	48,696 (6.93%)	21.96%	6.92	00:04:01	0.00%	0 (0.00%)	\$0.00 (0.00%)
5. (not set)	122,891 (4.23%)	28.50%	35,021 (4.99%)	17.81%	11.62	00:07:02	0.00%	0 (0.00%)	\$0.00 (0.00%)
6. state farm mutual automobile insurance company	36,368 (1.25%)	14.37%	5,225 (0.74%)	5.72%	8.54	00:04:45	0.00%	0 (0.00%)	\$0.00 (0.00%)
7. grace fellowship christian school	27,086 (0.93%)	8.16%	2,209 (0.31%)	20.34%	7.93	00:08:26	0.00%	0 (0.00%)	\$0.00 (0.00%)
8. sprint nextel corporation	27,054 (0.93%)	29.85%	8,076 (1.15%)	23.32%	7.68	00:05:13	0.00%	0 (0.00%)	\$0.00 (0.00%)
9. first american title insurance company inc.	26,979 (0.93%)	21.06%	5,683 (0.81%)	14.10%	7.72	00:11:52	0.00%	0 (0.00%)	\$0.00 (0.00%)
10. oklahoma office of management & enterprise services	24,417 (0.84%)	20.49%	5,002 (0.71%)	10.01%	11.77	00:06:01	0.00%	0 (0.00%)	\$0.00 (0.00%)
11. t-mobile usa inc.	20,826 (0.72%)	28.77%	5,991 (0.85%)	22.97%	7.87	00:05:38	0.00%	0 (0.00%)	\$0.00 (0.00%)
12. cellco partnership dba verizon wireless	20,299 (0.70%)	31.04%	6,300 (0.90%)	20.35%	8.49	00:05:34	0.00%	0 (0.00%)	\$0.00 (0.00%)
13. stewart title	17,704 (0.61%)	5.52%	977 (0.14%)	14.70%	5.98	00:07:25	0.00%	0 (0.00%)	\$0.00 (0.00%)
14. fidelity national financial inc.	17,312 (0.60%)	2.24%	388 (0.06%)	14.72%	6.49	00:08:49	0.00%	0 (0.00%)	\$0.00 (0.00%)
15. windstream nuvox inc.	16,616 (0.57%)	21.90%	3,639 (0.52%)	14.34%	8.70	00:05:04	0.00%	0 (0.00%)	\$0.00 (0.00%)
16. old republic national title insurance co.	16,392 (0.56%)	1.99%	326 (0.05%)	10.57%	6.67	00:05:05	0.00%	0 (0.00%)	\$0.00 (0.00%)

17.	time warner cable internet llc	12,460 (0.43%)	47.78%	5,954 (0.85%)	15.72%	9.16	00:05:27	0.00%	0 (0.00%)	\$0.00 (0.00%)
18.	tw telecom holdings inc.	11,526 (0.40%)	26.32%	3,034 (0.43%)	6.84%	9.57	00:04:24	0.00%	0 (0.00%)	\$0.00 (0.00%)
19.	bank of oklahoma	11,051 (0.38%)	13.53%	1,495 (0.21%)	5.55%	9.56	00:04:00	0.00%	0 (0.00%)	\$0.00 (0.00%)
20.	tds telecom	10,759 (0.37%)	22.19%	2,387 (0.34%)	14.44%	11.77	00:06:52	0.00%	0 (0.00%)	\$0.00 (0.00%)
21.	devon energy corporation	10,319 (0.35%)	13.91%	1,435 (0.20%)	4.52%	15.21	00:06:14	0.00%	0 (0.00%)	\$0.00 (0.00%)
22.	chesapeake operating inc.	9,477 (0.33%)	15.30%	1,450 (0.21%)	4.50%	14.72	00:05:27	0.00%	0 (0.00%)	\$0.00 (0.00%)
23.	pioneer long distance inc.	9,045 (0.31%)	28.89%	2,613 (0.37%)	15.04%	11.49	00:06:18	0.00%	0 (0.00%)	\$0.00 (0.00%)
24.	university of oklahoma hsc	9,004 (0.31%)	29.79%	2,682 (0.38%)	6.02%	14.14	00:05:53	0.00%	0 (0.00%)	\$0.00 (0.00%)
25.	oklahoma gas & electric co.	8,964 (0.31%)	51.35%	4,603 (0.66%)	7.27%	12.07	00:05:39	0.00%	0 (0.00%)	\$0.00 (0.00%)
26.	oklahoma office of state finance	8,725 (0.30%)	25.50%	2,225 (0.32%)	5.00%	13.68	00:06:01	0.00%	0 (0.00%)	\$0.00 (0.00%)
27.	pppox pool - rback5 okcyok	8,699 (0.30%)	21.68%	1,886 (0.27%)	9.60%	11.43	00:06:31	0.00%	0 (0.00%)	\$0.00 (0.00%)
28.	bankonit l.l.c.	8,386 (0.29%)	9.74%	817 (0.12%)	6.24%	13.75	00:06:25	0.00%	0 (0.00%)	\$0.00 (0.00%)
29.	dobson technologies - transport and telecom solutions llc	7,738 (0.27%)	28.08%	2,173 (0.31%)	11.36%	12.36	00:07:02	0.00%	0 (0.00%)	\$0.00 (0.00%)
30.	pppox pool - rback6 okcyok 112805-0919	7,731 (0.27%)	23.96%	1,852 (0.26%)	11.10%	11.57	00:07:11	0.00%	0 (0.00%)	\$0.00 (0.00%)
31.	level 3 communications inc.	7,570 (0.26%)	36.42%	2,757 (0.39%)	14.10%	10.01	00:05:52	0.00%	0 (0.00%)	\$0.00 (0.00%)
32.	perimeter technology center llc	7,379 (0.25%)	21.53%	1,589 (0.23%)	6.40%	13.14	00:05:21	0.00%	0 (0.00%)	\$0.00 (0.00%)
33.	safeco insurance co.	7,268 (0.25%)	6.00%	436 (0.06%)	5.72%	8.40	00:06:39	0.00%	0 (0.00%)	\$0.00 (0.00%)
34.	oklahoma state regents for higher education	6,840 (0.24%)	59.15%	4,046 (0.58%)	10.72%	13.65	00:06:35	0.00%	0 (0.00%)	\$0.00 (0.00%)
35.	federal aviation administration	6,666 (0.23%)	35.07%	2,338 (0.33%)	7.19%	13.40	00:06:11	0.00%	0 (0.00%)	\$0.00 (0.00%)
36.	verizon online llc	6,392 (0.22%)	46.17%	2,951 (0.42%)	18.15%	9.18	00:05:51	0.00%	0 (0.00%)	\$0.00 (0.00%)
37.	cricket communications inc	6,217 (0.21%)	27.23%	1,693 (0.24%)	24.18%	10.01	00:08:04	0.00%	0 (0.00%)	\$0.00 (0.00%)
38.	first american title	6,148 (0.21%)	4.68%	288 (0.04%)	14.79%	3.80	00:01:55	0.00%	0 (0.00%)	\$0.00 (0.00%)
39.	suddenlink communications	6,026 (0.21%)	55.06%	3,318 (0.47%)	21.61%	9.15	00:04:44	0.00%	0 (0.00%)	\$0.00 (0.00%)
40.	airosurf	5,781 (0.20%)	25.20%	1,457 (0.21%)	13.58%	12.53	00:07:57	0.00%	0 (0.00%)	\$0.00 (0.00%)
41.	northeastern state university	5,779 (0.20%)	28.45%	1,644 (0.23%)	5.80%	14.08	00:05:58	0.00%	0 (0.00%)	\$0.00 (0.00%)
42.	integris health	5,717 (0.20%)	33.95%	1,941 (0.28%)	4.92%	16.92	00:06:41	0.00%	0 (0.00%)	\$0.00 (0.00%)
43.	city of edmond	5,696 (0.20%)	12.46%	710 (0.10%)	10.78%	12.50	00:05:42	0.00%	0 (0.00%)	\$0.00 (0.00%)
44.	putnam city school district	5,385 (0.19%)	7.39%	398 (0.06%)	9.30%	9.95	00:06:45	0.00%	0 (0.00%)	\$0.00 (0.00%)
45.	viasat communications inc.	4,882 (0.17%)	48.20%	2,353 (0.34%)	25.34%	16.54	00:13:42	0.00%	0 (0.00%)	\$0.00 (0.00%)
46.	comcast cable communications inc.	4,811 (0.17%)	50.34%	2,422 (0.34%)	17.44%	10.50	00:06:00	0.00%	0 (0.00%)	\$0.00 (0.00%)
47.	surfcontrol inc.	4,760 (0.16%)	16.53%	787 (0.11%)	7.42%	9.82	00:06:17	0.00%	0 (0.00%)	\$0.00 (0.00%)
48.	cable one inc.	4,217 (0.15%)	50.20%	2,117 (0.30%)	22.76%	9.42	00:04:42	0.00%	0 (0.00%)	\$0.00 (0.00%)
49.	charter communications	4,074 (0.14%)	47.77%	1,946 (0.28%)	21.08%	8.70	00:05:39	0.00%	0 (0.00%)	\$0.00 (0.00%)
50.	arvest	4,025 (0.14%)	20.27%	816 (0.12%)	4.70%	9.12	00:04:06	0.00%	0 (0.00%)	\$0.00 (0.00%)

51.	psinet inc.	3,922 (0.13%)	36.49%	1,431 (0.20%)	16.06%	11.22	00:07:28	0.00%	0 (0.00%)	\$0.00 (0.00%)
52.	cac fin. corp	3,845 (0.13%)	51.34%	1,974 (0.28%)	54.41%	5.79	00:03:01	0.00%	0 (0.00%)	\$0.00 (0.00%)
53.	qwest communications company llc	3,818 (0.13%)	45.60%	1,741 (0.25%)	14.72%	9.93	00:06:02	0.00%	0 (0.00%)	\$0.00 (0.00%)
54.	at&t mobility llc	3,645 (0.13%)	35.23%	1,284 (0.18%)	27.19%	6.28	00:03:19	0.00%	0 (0.00%)	\$0.00 (0.00%)
55.	scansafe inc.	3,601 (0.12%)	25.94%	934 (0.13%)	6.36%	11.43	00:05:21	0.00%	0 (0.00%)	\$0.00 (0.00%)
56.	okc public schools	3,587 (0.12%)	22.94%	823 (0.12%)	12.49%	12.01	00:05:52	0.00%	0 (0.00%)	\$0.00 (0.00%)
57.	pppox pool - bras4 okcyok 110705-1305	3,577 (0.12%)	27.01%	966 (0.14%)	9.45%	13.26	00:07:31	0.00%	0 (0.00%)	\$0.00 (0.00%)
58.	windstream communications inc	3,467 (0.12%)	50.10%	1,737 (0.25%)	24.08%	9.85	00:05:16	0.00%	0 (0.00%)	\$0.00 (0.00%)
59.	pppox pool - bras2 okcyok 070704.615179	3,370 (0.12%)	35.73%	1,204 (0.17%)	12.64%	12.65	00:06:58	0.00%	0 (0.00%)	\$0.00 (0.00%)
60.	university of central oklahoma	3,326 (0.11%)	26.76%	890 (0.13%)	9.26%	11.98	00:06:17	0.00%	0 (0.00%)	\$0.00 (0.00%)
61.	allegiance communications llc	3,062 (0.11%)	38.41%	1,176 (0.17%)	14.44%	10.92	00:05:50	0.00%	0 (0.00%)	\$0.00 (0.00%)
62.	zscaler inc.	2,906 (0.10%)	18.24%	530 (0.08%)	5.75%	11.57	00:04:36	0.00%	0 (0.00%)	\$0.00 (0.00%)
63.	one.tel inc.	2,793 (0.10%)	13.96%	390 (0.06%)	6.05%	12.60	00:06:22	0.00%	0 (0.00%)	\$0.00 (0.00%)
64.	comcast cable communications holdings inc	2,769 (0.10%)	59.05%	1,635 (0.23%)	23.80%	9.61	00:05:49	0.00%	0 (0.00%)	\$0.00 (0.00%)
65.	first national bank of midwest city	2,687 (0.09%)	7.22%	194 (0.03%)	4.39%	10.72	00:04:45	0.00%	0 (0.00%)	\$0.00 (0.00%)
66.	@link services	2,562 (0.09%)	28.42%	728 (0.10%)	16.20%	11.71	00:06:03	0.00%	0 (0.00%)	\$0.00 (0.00%)
67.	internet service provider	2,560 (0.09%)	68.16%	1,745 (0.25%)	9.65%	7.33	00:04:11	0.00%	0 (0.00%)	\$0.00 (0.00%)
68.	mid-del schools-media	2,548 (0.09%)	13.62%	347 (0.05%)	16.76%	9.58	00:06:16	0.00%	0 (0.00%)	\$0.00 (0.00%)
69.	university of oklahoma	2,285 (0.08%)	45.34%	1,036 (0.15%)	9.98%	11.55	00:05:53	0.00%	0 (0.00%)	\$0.00 (0.00%)
70.	wayport inc.	2,267 (0.08%)	32.55%	738 (0.11%)	21.53%	10.76	00:07:02	0.00%	0 (0.00%)	\$0.00 (0.00%)
71.	oklahoma supreme court	2,248 (0.08%)	14.64%	329 (0.05%)	4.23%	14.45	00:05:36	0.00%	0 (0.00%)	\$0.00 (0.00%)
72.	superlink lan on demand	2,203 (0.08%)	7.22%	159 (0.02%)	22.42%	7.10	00:07:05	0.00%	0 (0.00%)	\$0.00 (0.00%)
73.	at&t services inc.	2,152 (0.07%)	32.53%	700 (0.10%)	18.77%	11.78	00:05:18	0.00%	0 (0.00%)	\$0.00 (0.00%)
74.	price edwards	2,138 (0.07%)	4.40%	94 (0.01%)	8.09%	11.38	00:09:00	0.00%	0 (0.00%)	\$0.00 (0.00%)
75.	wideopenwest finance llc	2,115 (0.07%)	4.40%	93 (0.01%)	6.05%	7.06	00:04:04	0.00%	0 (0.00%)	\$0.00 (0.00%)
76.	pppox pool - se1.okcyok 071107-1600	2,089 (0.07%)	31.64%	661 (0.09%)	15.22%	11.09	00:07:00	0.00%	0 (0.00%)	\$0.00 (0.00%)
77.	the boeing company	2,083 (0.07%)	28.37%	591 (0.08%)	8.02%	13.17	00:06:34	0.00%	0 (0.00%)	\$0.00 (0.00%)
78.	continental resources inc	2,033 (0.07%)	22.13%	450 (0.06%)	5.71%	15.18	00:06:04	0.00%	0 (0.00%)	\$0.00 (0.00%)
79.	hca hospital corporation of america	2,022 (0.07%)	45.40%	918 (0.13%)	5.14%	14.04	00:05:03	0.00%	0 (0.00%)	\$0.00 (0.00%)
80.	logix communications inc.	1,985 (0.07%)	23.22%	461 (0.07%)	7.25%	14.06	00:06:12	0.00%	0 (0.00%)	\$0.00 (0.00%)
81.	pppox pool - se1.okcyok 071107-1602	1,977 (0.07%)	35.71%	706 (0.10%)	20.74%	12.92	00:07:34	0.00%	0 (0.00%)	\$0.00 (0.00%)
82.	department of veterans affairs	1,967 (0.07%)	31.06%	611 (0.09%)	9.20%	14.48	00:07:15	0.00%	0 (0.00%)	\$0.00 (0.00%)
83.	pppox pool - bras1 okcyok	1,944 (0.07%)	25.77%	501 (0.07%)	11.88%	12.52	00:06:48	0.00%	0 (0.00%)	\$0.00 (0.00%)

84.	rcom-static-dia	1,852 (0.06%)	10.85%	201 (0.03%)	10.75%	10.68	00:23:18	0.00%	0 (0.00%)	\$0.00 (0.00%)
85.	sisters of mercy health system	1,813 (0.06%)	60.78%	1,102 (0.16%)	3.97%	19.83	00:07:00	0.00%	0 (0.00%)	\$0.00 (0.00%)
86.	nbc bank	1,804 (0.06%)	4.21%	76 (0.01%)	5.76%	12.39	00:06:31	0.00%	0 (0.00%)	\$0.00 (0.00%)
87.	first fidelity bank	1,789 (0.06%)	26.44%	473 (0.07%)	4.47%	10.07	00:04:21	0.00%	0 (0.00%)	\$0.00 (0.00%)
88.	oklahoma housing finance agency	1,769 (0.06%)	37.59%	665 (0.09%)	4.13%	12.37	00:05:31	0.00%	0 (0.00%)	\$0.00 (0.00%)
89.	rcb bank	1,722 (0.06%)	4.94%	85 (0.01%)	6.33%	10.05	00:05:44	0.00%	0 (0.00%)	\$0.00 (0.00%)
90.	oklahoma department of transportation	1,721 (0.06%)	27.95%	481 (0.07%)	11.39%	11.29	00:06:06	0.00%	0 (0.00%)	\$0.00 (0.00%)
91.	xo communications	1,708 (0.06%)	42.62%	728 (0.10%)	14.52%	9.63	00:04:54	0.00%	0 (0.00%)	\$0.00 (0.00%)
92.	oklahoma heart hospital	1,691 (0.06%)	36.07%	610 (0.09%)	3.31%	16.20	00:06:04	0.00%	0 (0.00%)	\$0.00 (0.00%)
93.	midland financial-101122182442	1,690 (0.06%)	57.81%	977 (0.14%)	3.55%	13.81	00:06:20	0.00%	0 (0.00%)	\$0.00 (0.00%)
94.	pppox pool - bras1.okcyok	1,681 (0.06%)	27.48%	462 (0.07%)	12.55%	12.63	00:06:43	0.00%	0 (0.00%)	\$0.00 (0.00%)
95.	jpmorgan chase & co.	1,665 (0.06%)	40.84%	680 (0.10%)	6.37%	9.51	00:04:17	0.00%	0 (0.00%)	\$0.00 (0.00%)
96.	dod network information center	1,664 (0.06%)	48.68%	810 (0.12%)	9.86%	12.50	00:06:51	0.00%	0 (0.00%)	\$0.00 (0.00%)
97.	tulsaconnect llc	1,648 (0.06%)	7.34%	121 (0.02%)	2.67%	9.89	00:05:49	0.00%	0 (0.00%)	\$0.00 (0.00%)
98.	corevault	1,631 (0.06%)	25.63%	418 (0.06%)	9.44%	9.31	00:06:09	0.00%	0 (0.00%)	\$0.00 (0.00%)
99.	the hertz corp.	1,581 (0.05%)	32.89%	520 (0.07%)	6.07%	14.36	00:06:12	0.00%	0 (0.00%)	\$0.00 (0.00%)
100.	oklahoma employees credit unio	1,563 (0.05%)	9.72%	152 (0.02%)	5.76%	9.13	00:04:04	0.00%	0 (0.00%)	\$0.00 (0.00%)
101.	google inc.	1,553 (0.05%)	52.09%	809 (0.12%)	45.40%	5.99	00:02:55	0.00%	0 (0.00%)	\$0.00 (0.00%)
102.	kirkpatrick bank	1,549 (0.05%)	3.94%	61 (0.01%)	3.68%	14.52	00:06:57	0.00%	0 (0.00%)	\$0.00 (0.00%)
103.	internal revenue service	1,548 (0.05%)	18.15%	281 (0.04%)	4.20%	13.77	00:06:44	0.00%	0 (0.00%)	\$0.00 (0.00%)
104.	edmond schools	1,537 (0.05%)	24.27%	373 (0.05%)	4.81%	14.14	00:06:18	0.00%	0 (0.00%)	\$0.00 (0.00%)
105.	private customer - at&t internet services	1,495 (0.05%)	27.02%	404 (0.06%)	8.96%	8.51	00:06:12	0.00%	0 (0.00%)	\$0.00 (0.00%)
106.	pppox pool - bras5.okcyok 022207-1558	1,464 (0.05%)	29.99%	439 (0.06%)	11.54%	12.16	00:07:11	0.00%	0 (0.00%)	\$0.00 (0.00%)
107.	fedex	1,461 (0.05%)	6.43%	94 (0.01%)	17.04%	7.78	00:07:57	0.00%	0 (0.00%)	\$0.00 (0.00%)
108.	social security administration	1,447 (0.05%)	41.81%	605 (0.09%)	5.04%	14.81	00:05:19	0.00%	0 (0.00%)	\$0.00 (0.00%)
109.	comcast business communications llc	1,409 (0.05%)	41.38%	583 (0.08%)	12.70%	11.32	00:10:42	0.00%	0 (0.00%)	\$0.00 (0.00%)
110.	bank of america	1,408 (0.05%)	43.25%	609 (0.09%)	7.39%	10.51	00:04:31	0.00%	0 (0.00%)	\$0.00 (0.00%)
111.	cognizant technology solution india pvt ltd india net block	1,384 (0.05%)	56.43%	781 (0.11%)	7.80%	7.69	00:03:21	0.00%	0 (0.00%)	\$0.00 (0.00%)
112.	oneok sungard network	1,373 (0.05%)	24.69%	339 (0.05%)	9.98%	8.20	00:04:28	0.00%	0 (0.00%)	\$0.00 (0.00%)
113.	dell inc.	1,347 (0.05%)	23.39%	315 (0.04%)	8.98%	11.42	00:06:14	0.00%	0 (0.00%)	\$0.00 (0.00%)
114.	chickasaw telecommunications services inc.	1,330 (0.05%)	20.15%	268 (0.04%)	8.35%	9.86	00:05:03	0.00%	0 (0.00%)	\$0.00 (0.00%)
115.	administrative office of the united states courts sid-19043	1,309 (0.05%)	22.54%	295 (0.04%)	2.06%	10.44	00:04:29	0.00%	0 (0.00%)	\$0.00 (0.00%)
116.	faa credit union	1,250 (0.04%)	6.72%	84 (0.01%)	4.40%	8.77	00:03:12	0.00%	0 (0.00%)	\$0.00 (0.00%)
117.	amazon.com inc.	1,241 (0.04%)	40.53%	503 (0.07%)	21.92%	11.50	00:05:34	0.00%	0 (0.00%)	\$0.00 (0.00%)

118.	pppox pool - se1.okcyok-1283211662	1,223 (0.04%)	43.17%	528 (0.08%)	24.28%	10.39	00:06:24	0.00%	0 (0.00%)	\$0.00 (0.00%)
119.	citycom networks pvt ltd	1,189 (0.04%)	15.73%	187 (0.03%)	11.27%	10.38	00:21:38	0.00%	0 (0.00%)	\$0.00 (0.00%)
120.	us dept of justice	1,165 (0.04%)	18.11%	211 (0.03%)	6.70%	11.78	00:06:23	0.00%	0 (0.00%)	\$0.00 (0.00%)
121.	phillips 66 company	1,150 (0.04%)	10.87%	125 (0.02%)	14.61%	7.80	00:07:21	0.00%	0 (0.00%)	\$0.00 (0.00%)
122.	rack59 partners llc	1,149 (0.04%)	20.19%	232 (0.03%)	15.14%	9.45	00:05:16	0.00%	0 (0.00%)	\$0.00 (0.00%)
123.	city-county health depart of ok county	1,141 (0.04%)	14.20%	162 (0.02%)	16.48%	9.65	00:04:38	0.00%	0 (0.00%)	\$0.00 (0.00%)
124.	hobby lobby	1,136 (0.04%)	25.97%	295 (0.04%)	8.71%	12.65	00:04:45	0.00%	0 (0.00%)	\$0.00 (0.00%)
125.	chs - bna lan	1,121 (0.04%)	31.22%	350 (0.05%)	3.12%	12.94	00:05:05	0.00%	0 (0.00%)	\$0.00 (0.00%)
126.	blackmon mooring .6327	1,118 (0.04%)	21.56%	241 (0.03%)	3.31%	7.72	00:03:45	0.00%	0 (0.00%)	\$0.00 (0.00%)
127.	okcyok adsl rback5 pppox	1,117 (0.04%)	25.51%	285 (0.04%)	12.18%	10.53	00:06:05	0.00%	0 (0.00%)	\$0.00 (0.00%)
128.	pppox pool - se1.okcyok-1293589560	1,117 (0.04%)	40.73%	455 (0.06%)	23.81%	14.12	00:07:43	0.00%	0 (0.00%)	\$0.00 (0.00%)
129.	first united bank and trust company	1,113 (0.04%)	10.69%	119 (0.02%)	7.55%	8.43	00:03:34	0.00%	0 (0.00%)	\$0.00 (0.00%)
130.	network tool and die company inc.	1,109 (0.04%)	11.81%	131 (0.02%)	4.51%	10.62	00:04:35	0.00%	0 (0.00%)	\$0.00 (0.00%)
131.	a.g. edwards & sons inc.	1,103 (0.04%)	16.59%	183 (0.03%)	4.35%	13.62	00:06:27	0.00%	0 (0.00%)	\$0.00 (0.00%)
132.	unit corporation	1,103 (0.04%)	4.44%	49 (0.01%)	3.72%	18.05	00:14:34	0.00%	0 (0.00%)	\$0.00 (0.00%)
133.	western heights school district	1,074 (0.04%)	40.88%	439 (0.06%)	21.97%	6.96	00:04:36	0.00%	0 (0.00%)	\$0.00 (0.00%)
134.	chickasaw telephone	1,054 (0.04%)	33.68%	355 (0.05%)	18.12%	10.04	00:06:10	0.00%	0 (0.00%)	\$0.00 (0.00%)
135.	pppox pool - se1.okcyok-1289869560	1,038 (0.04%)	41.91%	435 (0.06%)	21.97%	10.39	00:05:36	0.00%	0 (0.00%)	\$0.00 (0.00%)
136.	sprint	1,015 (0.03%)	22.66%	230 (0.03%)	16.26%	10.10	00:06:59	0.00%	0 (0.00%)	\$0.00 (0.00%)
137.	francis tuttle votech	1,010 (0.03%)	25.45%	257 (0.04%)	10.20%	13.62	00:06:11	0.00%	0 (0.00%)	\$0.00 (0.00%)
138.	rose state mwc	1,008 (0.03%)	42.66%	430 (0.06%)	7.34%	14.07	00:06:50	0.00%	0 (0.00%)	\$0.00 (0.00%)
139.	cbeyond communications llc	993 (0.03%)	52.77%	524 (0.07%)	14.10%	8.75	00:05:40	0.00%	0 (0.00%)	\$0.00 (0.00%)
140.	hughes network systems	988 (0.03%)	46.96%	464 (0.07%)	26.21%	8.28	00:05:11	0.00%	0 (0.00%)	\$0.00 (0.00%)
141.	jr fulton and associates	984 (0.03%)	3.76%	37 (0.01%)	14.94%	8.47	00:10:37	0.00%	0 (0.00%)	\$0.00 (0.00%)
142.	pppox pool - se1.okcyok-1303431060	969 (0.03%)	33.85%	328 (0.05%)	14.04%	11.53	00:07:27	0.00%	0 (0.00%)	\$0.00 (0.00%)
143.	wells fargo & company	963 (0.03%)	58.77%	566 (0.08%)	12.25%	7.76	00:04:39	0.00%	0 (0.00%)	\$0.00 (0.00%)
144.	umb bank na	942 (0.03%)	18.47%	174 (0.02%)	4.25%	12.79	00:05:53	0.00%	0 (0.00%)	\$0.00 (0.00%)
145.	private customer - sbcis	938 (0.03%)	5.22%	49 (0.01%)	3.94%	10.20	00:05:21	0.00%	0 (0.00%)	\$0.00 (0.00%)
146.	midfirst bank	923 (0.03%)	47.13%	435 (0.06%)	3.68%	13.90	00:06:26	0.00%	0 (0.00%)	\$0.00 (0.00%)
147.	pppox pool - bras3.okcyok.692678	894 (0.03%)	36.69%	328 (0.05%)	12.08%	12.33	00:07:26	0.00%	0 (0.00%)	\$0.00 (0.00%)
148.	highmount production llc	889 (0.03%)	20.02%	178 (0.03%)	12.49%	17.37	00:06:21	0.00%	0 (0.00%)	\$0.00 (0.00%)
149.	embarq corporation	873 (0.03%)	57.96%	506 (0.07%)	19.13%	12.12	00:06:11	0.00%	0 (0.00%)	\$0.00 (0.00%)
150.	geico	873 (0.03%)	5.61%	49 (0.01%)	2.86%	13.09	00:06:17	0.00%	0 (0.00%)	\$0.00 (0.00%)
151.	indian health service	866 (0.03%)	15.94%	138 (0.02%)	5.08%	24.09	00:18:53	0.00%	0 (0.00%)	\$0.00 (0.00%)

215.	clear wireless llc	502 (0.02%)	55.38%	278 (0.04%)	18.13%	11.51	00:06:38	0.00%	0 (0.00%)	\$0.00 (0.00%)
216.	pppox pool - bras3 okcyok	502 (0.02%)	31.27%	157 (0.02%)	9.96%	12.70	00:06:42	0.00%	0 (0.00%)	\$0.00 (0.00%)
217.	southern nazarene university	496 (0.02%)	45.56%	226 (0.03%)	5.85%	13.06	00:05:08	0.00%	0 (0.00%)	\$0.00 (0.00%)
218.	comcast ip services l.l.c.	495 (0.02%)	50.51%	250 (0.04%)	17.78%	8.04	00:04:48	0.00%	0 (0.00%)	\$0.00 (0.00%)
219.	insurance services office	494 (0.02%)	3.24%	16 (0.00%)	3.44%	10.45	00:06:42	0.00%	0 (0.00%)	\$0.00 (0.00%)
220.	okccc	494 (0.02%)	51.82%	256 (0.04%)	12.55%	12.01	00:04:42	0.00%	0 (0.00%)	\$0.00 (0.00%)
221.	lsb industries inc.	489 (0.02%)	29.45%	144 (0.02%)	6.13%	10.93	00:05:17	0.00%	0 (0.00%)	\$0.00 (0.00%)
222.	airband communications inc	486 (0.02%)	15.84%	77 (0.01%)	8.85%	7.98	00:08:08	0.00%	0 (0.00%)	\$0.00 (0.00%)
223.	united states postal service.	483 (0.02%)	43.69%	211 (0.03%)	4.55%	18.58	00:08:19	0.00%	0 (0.00%)	\$0.00 (0.00%)
224.	seagate technology	482 (0.02%)	39.21%	189 (0.03%)	8.30%	10.79	00:05:35	0.00%	0 (0.00%)	\$0.00 (0.00%)
225.	central oklahoma telephone co.	478 (0.02%)	47.28%	226 (0.03%)	12.13%	13.10	00:09:40	0.00%	0 (0.00%)	\$0.00 (0.00%)
226.	abovenet communications inc	477 (0.02%)	43.82%	209 (0.03%)	11.74%	14.18	00:04:45	0.00%	0 (0.00%)	\$0.00 (0.00%)
227.	2200 city place llc	476 (0.02%)	6.51%	31 (0.00%)	7.14%	8.70	00:10:21	0.00%	0 (0.00%)	\$0.00 (0.00%)
228.	pppox pool bras3.okcyok 070704	476 (0.02%)	36.13%	172 (0.02%)	9.24%	12.70	00:07:10	0.00%	0 (0.00%)	\$0.00 (0.00%)
229.	kindred healthcare inc	474 (0.02%)	18.78%	89 (0.01%)	1.90%	17.66	00:10:06	0.00%	0 (0.00%)	\$0.00 (0.00%)
230.	pppox pool - se2.okcyok-1294794962	465 (0.02%)	29.68%	138 (0.02%)	15.48%	9.66	00:05:14	0.00%	0 (0.00%)	\$0.00 (0.00%)
231.	applied systems inc	464 (0.02%)	9.70%	45 (0.01%)	1.94%	13.36	00:06:38	0.00%	0 (0.00%)	\$0.00 (0.00%)
232.	blue coat systems inc	462 (0.02%)	21.43%	99 (0.01%)	8.01%	9.88	00:04:11	0.00%	0 (0.00%)	\$0.00 (0.00%)
233.	paetec communications inc.	457 (0.02%)	35.23%	161 (0.02%)	9.63%	9.04	00:04:25	0.00%	0 (0.00%)	\$0.00 (0.00%)
234.	xceligent inc	456 (0.02%)	15.13%	69 (0.01%)	7.02%	8.28	00:10:46	0.00%	0 (0.00%)	\$0.00 (0.00%)
235.	international bank of commerce	455 (0.02%)	18.24%	83 (0.01%)	7.03%	9.92	00:04:40	0.00%	0 (0.00%)	\$0.00 (0.00%)
236.	nichols land services inc.	454 (0.02%)	15.64%	71 (0.01%)	4.19%	15.01	00:05:08	0.00%	0 (0.00%)	\$0.00 (0.00%)
237.	tata teleservices isp	454 (0.02%)	66.96%	304 (0.04%)	9.03%	10.77	00:08:42	0.00%	0 (0.00%)	\$0.00 (0.00%)
238.	btc broadband inc.	453 (0.02%)	50.33%	228 (0.03%)	20.75%	7.67	00:04:01	0.00%	0 (0.00%)	\$0.00 (0.00%)
239.	pppox pool - se2.okcyok-1265672760	449 (0.02%)	31.40%	141 (0.02%)	15.59%	10.39	00:05:57	0.00%	0 (0.00%)	\$0.00 (0.00%)
240.	level1 inventor building	447 (0.02%)	70.02%	313 (0.04%)	33.11%	3.67	00:02:05	0.00%	0 (0.00%)	\$0.00 (0.00%)
241.	pldt_spcc10ki01_dhcp	445 (0.02%)	49.44%	220 (0.03%)	8.76%	27.44	00:58:23	0.00%	0 (0.00%)	\$0.00 (0.00%)
242.	pppox pool - bras3 okcyok.692678	445 (0.02%)	28.76%	128 (0.02%)	13.71%	11.75	00:08:29	0.00%	0 (0.00%)	\$0.00 (0.00%)
243.	cerfnet	440 (0.02%)	27.73%	122 (0.02%)	5.91%	12.74	00:05:40	0.00%	0 (0.00%)	\$0.00 (0.00%)
244.	csaa insurance exchange	437 (0.02%)	39.82%	174 (0.02%)	7.32%	12.97	00:04:46	0.00%	0 (0.00%)	\$0.00 (0.00%)
245.	denker rick l dgn atty-050108023600	436 (0.01%)	1.83%	8 (0.00%)	4.36%	10.11	00:04:43	0.00%	0 (0.00%)	\$0.00 (0.00%)
246.	chickasaw nation	433 (0.01%)	43.88%	190 (0.03%)	19.63%	11.27	00:06:21	0.00%	0 (0.00%)	\$0.00 (0.00%)
247.	comcast cable communications ip services	432 (0.01%)	59.03%	255 (0.04%)	19.21%	10.65	00:04:51	0.00%	0 (0.00%)	\$0.00 (0.00%)
248.	pppox pool - se2.okcyok-	432 (0.01%)	30.56%	132 (0.02%)	17.36%	12.03	00:06:57	0.00%	0 (0.00%)	\$0.00 (0.00%)

1284947161

249.	regional management corp	421 (0.01%)	22.80%	96 (0.01%)	5.23%	9.76	00:04:51	0.00%	0 (0.00%)	\$0.00 (0.00%)
250.	cebridge connections	418 (0.01%)	55.74%	233 (0.03%)	30.14%	7.28	00:04:29	0.00%	0 (0.00%)	\$0.00 (0.00%)

Rows 1 - 250 of 11058